

9 NOISE AND VIBRATION

9.1 INTRODUCTION

This section of the REIAR was prepared by ITP Energised, to assess the potential noise and vibration impacts associated with the operation of Hempstown quarry ('the quarry').

The Substitute Consent application area comprises an area of 10.05 hectares. Operations at the quarry have consisted of the following:

- Extraction of rock within an area of ca. 5 ha through drilling, blasting, and mechanical breaking of greywacke (and shale) rock (Pollaphuca Formation);
- Mobile crushing, and screening of the rock into specific aggregate sizes;
- Temporary stockpiling of screened aggregate in an area to the south and west of the quarry void space; and,
- Loading aggregate materials onto road trucks for sale and distribution.

A detailed description of quarry operations is provided in Chapter 2.

9.1.1 TECHNICAL SCOPE

The scope of this chapter includes the following:

- Review of quarry activities, layout and available information;
- Review of historical noise and vibration monitoring records;
- Review of site-specific noise and vibration limits (if applicable); and
- Prediction & evaluation of noise and vibration from the quarry for baseline (historical) and current operations.

9.1.2 SITE LOCATION AND SETTING

The Site is accessed via a privately-owned lane-way connecting to a local road, the L6030 which itself connects to the N81, national road. The town of Blessington is located ca. 4 km south-west of the Site along the N81 (Figure 2-1). The undulating land surrounding the Site slopes upwards in a north-westerly direction to the north of the Application Site, and away in a south-easterly direction to the south of the Application Site. The north-east boundary of the Application Site lies adjacent to the Kildare/Wicklow county border.

9.2 STUDY AREA AND NOISE SENSITIVE RECEPTORS

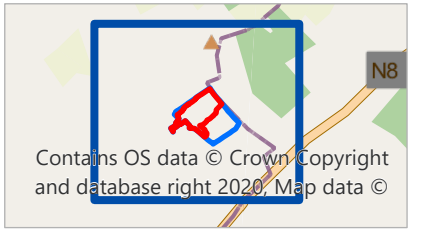
The study area considered in this assessment comprises a buffer approximately 400 metres beyond the quarry redline boundary. This area includes the receptors anticipated to be impacted by quarry operations. The closest receptors are located approximately 120 metres west of the quarry boundary.

Representative Noise Sensitive Receptors (NSRs) considered within this assessment are shown in Figure 9.1 and are listed in Table 9.1.



KEY

- EIA Boundary
- Substitute Consent Boundary
- Noise Sensitive Receptors
- Noise Monitoring Locations
- Study Area



Coordinate System: British National Grid
Projection: Transverse Mercator

0 0.05 0.1 0.19 0.29 0.38
Kilometres

1:9,000



ITPENERGISED
PART OF  SLR

7881 - Hempstown Shillalagh
Noise Impact Assessment

Figure 9.1
Noise Sensitive Receptors, Noise and Vibration Monitoring Locations

Date: 10/12/2024	Lead: ER	Review: GM	Version: V1
---------------------	-------------	---------------	----------------

Table 9.1 - Identified representative NSRs

Receptor	Representative of	X	Y
NSR1	House to the west of the quarry	699171	718370
NSR2	House south of the quarry	699395	717922
NSR3	House to the south-east of the quarry	699712	718274
NSR4	SQL owned property to the east of the quarry	699555	718411

9.3 STATEMENT OF COMPETANCE

This section of the REIAR has been prepared by Gregor Massie MSc BEng AMIOA. Gregor is a Principal Consultant at SLR and has over six years' experience in acoustics. Gregor holds the IOA Diploma in Acoustics and Noise Control and the Institute of Acoustics (IOA) Certificate of Competence in Environmental Noise Measurement.

This section of the REIAR has been reviewed by Alasdair Baxter BSc. (Hons) Dunelm, MSc., MIOA. Alasdair is a Technical Director at SLR Consulting and has over 20 years of experience in environmental acoustics. Alasdair has completed the Institute of Acoustics' (IOA) Diploma in Acoustics and Noise Control.

ITP Energised has considerable experience in the assessment of noise impacts and have compiled EIA studies ranging from quarries, mines, retail development, housing developments and wind farms.

9.4 LEGISLATIVE AND POLICY CONTEXT

The following relevant guidance and legislation have been used and applied in this assessment:

9.4.1 GUIDANCE NOTE FOR NOISE: LICENCE APPLICATIONS, SURVEYS AND ASSESSMENTS IN RELATION TO SCHEDULED ACTIVITIES (NG4) (JAN 2016)

With regards to noise, the most recent Irish guidance was published in 2016 by the Environmental Protection Agency (EPA), Office of Environmental Enforcement (OEE), entitled 'Guidance Note for Noise: Licence Applications, Surveys and Assessments in Relation to Scheduled Activities (NG4)'.

NG4 sets methods for addressing noise from operations that fall under IPPC and Waste Licensing functions of the Environmental Protection Agency Office of Environmental Enforcement (OEE). NG4 provides detailed consideration of a range of noise related issues including basic background to noise issues, various noise assessment criteria and procedures, noise reduction measures, Best Available Techniques (BAT) and the detailed requirements for noise surveys. NG4 identifies typical limit values for noise from licensed sites as: Daytime (07:00 to 19:00hrs) – 55dB $L_{Ar,T}$; Evening (19:00 to 23:00hrs) – 50dB $L_{Ar,T}$; and, Night-time (23:00 to 07:00hrs) – 45dB $L_{Aeq,T}$.

NG4 identifies the following guidance as potentially appropriate for assessing noise, subject to the use of the methodology being considered and justified by a competent person:

- BS 4142: 2014 +A1 2019: Methods for rating and assessing industrial and commercial sound – evaluation of industrial and commercial noise sources at residential properties;
- BS 8233: 2014 Guidance on sound insulation and noise reduction for buildings – outline guidance on noise matters and deals specifically with noise within buildings; and
- BS 5228-1: 2009 + A1: 2014 Code of practice for noise and vibration control on construction and open sites – Part 1: Noise – outline guidance on prediction and control of noise from construction and open sites.

9.4.2 BS5288: 2009+A1:2014 CODE OF PRACTICE FOR NOISE AND VIBRATION CONTROL ON OPEN SITES: PART 1 NOISE AND PART 2 VIBRATION

BS5228 (BSI, 2014) provides a procedure for the estimation of construction noise and vibration levels and for the assessment of the significance of the predicted effects at the nearest sensitive receptors. Annex D of the Standard includes measured typical noise levels for a range of construction plant and activities.

Part 1 of the Standard provides several methods for the evaluation of the significance of construction noise effects. The ABC method considers significance by comparison to the measured baseline $L_{Aeq,T}$ noise level, rounded to the nearest 5 dB. Three categories of threshold values are provided; A, B and C, in increasing 5 dB bands, for the periods “daytime and Saturdays”, “evenings and weekends” and “night time”. Where the measured baseline exceeds the highest category (C), a 3 dB increase over baseline is considered significant. The evaluation periods are defined as follows:

- Daytime: 07:00 – 19:00 on weekdays and 07:00 – 13:00 on Saturdays.
- Evenings and weekends: 19:00 – 23:00 weekdays, 13:00 – 23:00 Saturdays and 07:00 – 23:00 Sundays.
- Night-time: 23:00 - 07:00 (all days).

BS 5228-1:2009+A1:2014 describes several methods for assessing noise impacts during construction projects.

The approach utilised in this assessment is the threshold based “ABC” method. The method is detailed within BS 5228-1:2009+A1:2014, which specifies a construction noise limit based on the existing ambient noise level and for different periods of the day. Table 9.2, reproduced from BS 5228-1:2009+A1:2014 Table E.1, presents the criteria for selection of a noise limit for a specific receptor location.

Table 9.2 – Construction Noise Threshold Levels Based on the ABC Method (BS 5228:2009+A1:2014)

Assessment category and threshold value period (L _{Aeq})	Threshold value, in decibels (dB)		
	Category A ^{A)}	Category B ^{B)}	Category C ^{C)}
Night time (23.00 – 07.00)	45	50	55
Evenings and weekends (D)	55	60	65
Daytime (07.00 – 19.00) and Saturdays (07.00 – 13.00)	65	70	75
Sundays and Bank Holidays			
A) Category A: threshold values to use when ambient noise levels (when rounded to the nearest 5 dB) are less than these values.			
B) Category B: threshold values to use when ambient noise levels (when rounded to the nearest 5 dB) are the same as category A values.			
C) Category C: threshold values to use when ambient noise levels (when rounded to the nearest 5 dB) are higher than category A values.			
D) 19.00–23.00 weekdays, 13.00–23.00 Saturdays and 07.00–23.00 Sundays.			

The “ABC method” described in BS 5228 establishes that there is no significant impact below the three thresholds presented above.

BS 5228 states:

“If the site noise level exceeds the appropriate category value, then a potential significant effect is indicated. The assessor then needs to consider other project-specific factors, such as the number of receptors affected and the duration and character of the impact, to determine if there is a significant effect.”

Part 2 of the Standard provides threshold levels at which vibration may be perceptible to people, through to becoming intolerable, and frequency-weighted thresholds at which vibration may cause cosmetic damage to structures.

The thresholds are dependent on frequency and the type of building, however, in the worst-case, residential or light commercial structures may see the onset of damage at 15 mm/s PPV at 4 Hz, increasing to 20 mm/s PPV at 15 Hz and above.

9.4.3 **BS7385: EVALUATION AND MEASUREMENT FOR VIBRATION IN BUILDINGS, PART1 1990 GUIDE FOR MEASUREMENT OF VIBRATIONS AND EVALUATION OF THEIR EFFECTS ON BUILDINGS AND PART 2 1993 GUIDE TO DAMAGE LEVELS ARISING FROM GROUND BORNE VIBRATION**

BS 7385 states that there should typically be no cosmetic damage if transient vibration does not exceed 15 mm/s at low frequencies rising to 20 mm/s at 15Hz and 50 mm/s at 40 Hz and above.

BS7385 also provides further context with regards to air overpressure:

“Windows are generally the weakest parts of a structure exposed to air overpressure. Research by the United States Bureau of Mines has shown that a poorly mounted window that is pre-stressed can crack at around 150 dB(lin), with most windows cracking at around 170 dB(lin). Structural damage would not be expected at air overpressure levels below 180 dB(lin).”

9.4.4 BS7445-1:2003 DESCRIPTION AND MEASUREMENT OF ENVIRONMENTAL NOISE. GUIDE TO QUANTITIES AND PROCEDURES

BS7445 provides guidance on appropriate environmental noise monitoring, including specification of equipment and appropriate calibration intervals, suitable weather conditions and observations to note regarding the nature of the noise environment.

9.4.5 ISO 9613-2, SECOND EDITION, 2024. ACOUSTICS-ATTENUATION OF SOUND DURING PROPAGATION OUTDOORS-PART 2: GENERAL METHOD OF CALCULATIONS

ISO 9613 describes a method for calculating the attenuation of sound during propagation outdoors in order to predict the levels of environmental noise at a distance from a variety of sources. The method predicts the equivalent continuous A-weighted sound pressure level under meteorological conditions.

9.4.6 EPA, 2006, ENVIRONMENTAL MANAGEMENT GUIDELINES-ENVIRONMENTAL MANAGEMENT IN EXTRACTIVE INDUSTRY (NON-SCHEDULED MINERALS)

This guidance outlines primary sources of noise associated with quarrying and offers guidance in relation to the correct approach to be followed in respect of assessment and mitigation. Recommended noise limit values are 55dB $L_{Aeq,1hr}$ and 45dB $L_{Aeq,15min}$ for daytime and night-time respectively.

9.4.7 DESIGN MANUAL FOR ROADS AND BRIDGES (DMRB)

DMRB provides standards and advice regarding the assessment, design and operation of roads in the UK and sets out screening criteria, by which percentage changes in traffic flow can be related to a predicted change in road traffic noise and vibration. The guidance also provides significance criteria, by which the percentage of people adversely affected by traffic noise can be related to the total noise or vibration level due to road traffic, or the increase over an existing level.

DMRB provides a method for predicting the Basic Noise Level (BNL), a measure of the source noise level of a road. The BNL is a function of the composition, flow and speed of traffic and the quality of the road surface. Changes in the BNL, arising from changes in traffic flow, may be used as a means of determining the significance of operational noise effects.

9.4.8 OTHER GUIDANCE

Other guidance reviewed as part of the assessment process include:

- Department of the Environment, Heritage and Local Government (DEHLG) – Quarries and Ancillary Activities: Guidelines for Planning Authorities, 2004;
- Design Manual for Roads and Bridges (DMRB)
- BS 6472:1992 - The Evaluation of Human Exposure to vibration in buildings;
- Department of the Environment, Heritage and Local Government – Quarries and Ancillary Activities: Guidelines for Planning Authorities, 2004; and

- Environmental Code (2005) Irish Concrete Federation (ICF). EPA guidelines in relation to blasting activities outlining the methodology and limits to be used for vibration measurement.

9.5 ASSESSMENT METHODOLOGY AND SIGNIFICANCE CRITERIA

9.5.1 CHARACTERISATION OF HISTORICAL BASELINE NOISE LEVELS

Historical baseline noise data at the closest residential receptors to the quarry has been characterised using monitoring data collected during quarry operations from 2020 – 2024.

This document presents a comprehensive noise assessment based on the criteria specified in the EPA's '*Advice notes on Current Practice in the Preparation of Environmental Impacts Statements*' and the '*Guidelines on the Information to be contained in Environmental Impact Statements*' also published by the EPA and with reference to '*ISO 1996,2, 2007: Acoustics – Description, Measurement and Assessment of environmental noise*'.

9.5.1.1 Noise Measurement Indices

At the measurement positions, the following noise level indices have been recorded:

- $L_{Aeq,T}$ – the A-weighted equivalent continuous sound pressure level over the measurement period T, effectively represents an “average” energy level of all the sampled levels. The ambient sound level is usually measured as an $L_{Aeq,T}$ and is made up of all the sound in the area from sources near and far;
- $L_{A90,T}$ – the A-weighted noise level exceeded for 90% of the measurement period, T. This parameter is often used to describe the “background” noise level, it gives a clear indication of the underlying noise level, or the level that is almost always there in between intermittent noisy events; and
- $L_{Amax,T}$ – the A-weighted maximum noise level of the measurement period, T. This parameter is often used to identify single loud noise events.

9.5.1.2 Measurement Method

Monitoring was undertaken using a Norsonic 140 Class I integrating sound level meter (SLM). The SLM was within its two-year laboratory calibration period, and a calibration check was performed before and after each measurement, with no drift in calibration noted.

Monitoring was undertaken at monitoring positions for a duration of 1 hour. The noise indices L_{Aeq} , L_{A90} and L_{Amax} were recorded. Weather conditions were in accordance with the requirements of BS7445 and BS4142 throughout the survey with low wind speeds, no rain and dry roads. Noise monitoring locations are shown in Figure 9.1. Full monitoring data is provided in Appendix 9A.

9.5.2 NOISE IMPACT ASSESSMENT

9.5.2.1 Evaluation Criteria

Appropriate criteria have been adopted for the derivation of impact magnitude and are provided in Table 9.3. The criteria have been adapted from DMRB. DMRB provides criteria for construction phases of developments, which are appropriate for this evaluation.

Table 9.3 – Impact Magnitude Criteria

Exceedance of threshold value OR change in noise level, dB $L_{Aeq,T}$	Subjective reaction	Impact Magnitude
≥ 5	Clearly perceptible	High adverse
$\geq 3, < 5$	Perceptible	Medium adverse
$> 0, < 3$	Barely perceptible	Low adverse
≤ 0	Inaudible	No change / none

The criteria in Table 9.3 have been used to determine the significance of noise effects for receptors of different sensitivities, as shown in Table 9.4.

Table 9.4 - Assumed sensitivity of representative NSRs

Magnitude	Level of significance, relative to sensitivity of receptor		
	Low	Medium	High
High	Moderate	Moderate/Large	Large
Medium	Slight	Moderate	Moderate
Low	Neutral	Slight	Slight
No change / none	Neutral	Neutral	Neutral

This assessment considers that effects of moderate and large significance are significant, and that effects of neutral and slight significance are not significant.

All NSRs considered in this assessment are assumed to be of 'High' sensitivity.

9.5.2.2 Target Noise Levels

The EPA has produced the Environmental Management Guidelines 2006. The document references to 'A Guidance Note for Noise in Relation to Scheduled Activities'. It deals with the approach to be taken in the measurement and control of noise and provides advice in relation to the setting of emission limits values and compliance monitoring.

In relation to quarry developments and ancillary activities, noise from the activities on site should not exceed the following noise limits at the nearest NSR:

- Daytime - 08:00 – 20:00. Target level - $L_{Aeq1hr} = 55$ dBA

9.5.2.3 Method of Prediction

A 3D model of the quarry was constructed within noise prediction software CadnaA and noise levels were predicted at the representative NSRs. The software enables prediction of noise levels under atmospheric conditions using the method provided in BS5228.

Appropriate source noise terms from BS5228 were applied to all plant present on site. Table 9.5 presents the sound power data and sources included in the noise model.

Table 9.5 – Source Noise Terms

Item	Resultant sound power level, dBA	Data source	Effective Height, m	Utilisation, on-time, mins
Screen stockpiler	109.1	BS:5228 C10_15	2	615
Screen stockpiler	109.1	BS:5228 C10_15	2	615
Crusher	109.4	BS:5228 C1_14	2	615
Crusher	109.4	BS:5228 C1_14	2	615
Tertiary Crusher	109.4	BS:5228 C1_14	2	615
Excavator feeding crusher	104.0	BS:5228 C2_2	2	615
Excavator rock breaking at blasted face	118.3	BS:5228 C1_9	2	615
Excavator feeding crusher	104.0	BS:5228 C2_2	2	615
Road Trucks	106.6	BS:5228 C6_22	2	615
Haul Trucks	108.0	BS:5228 C2_32	2	615
Loader	102.2	BS:5228 C4_13	2	615

The quarry operates (and has historically operated) to the following hours:

- The quarrying occurs 07:00 - 18:00 Monday to Friday, and 07:00 - 14:00 on Saturdays, with no working on Sundays or Bank Holidays;
- Excavation and mobile processing of material is carried out between 08:00 - 18:00, Monday to Friday and between 08:00 - 14:00 on Saturdays; and
- During the hours of 07:00 – 08:00 the activities are limited to loading and transporting of processed material.

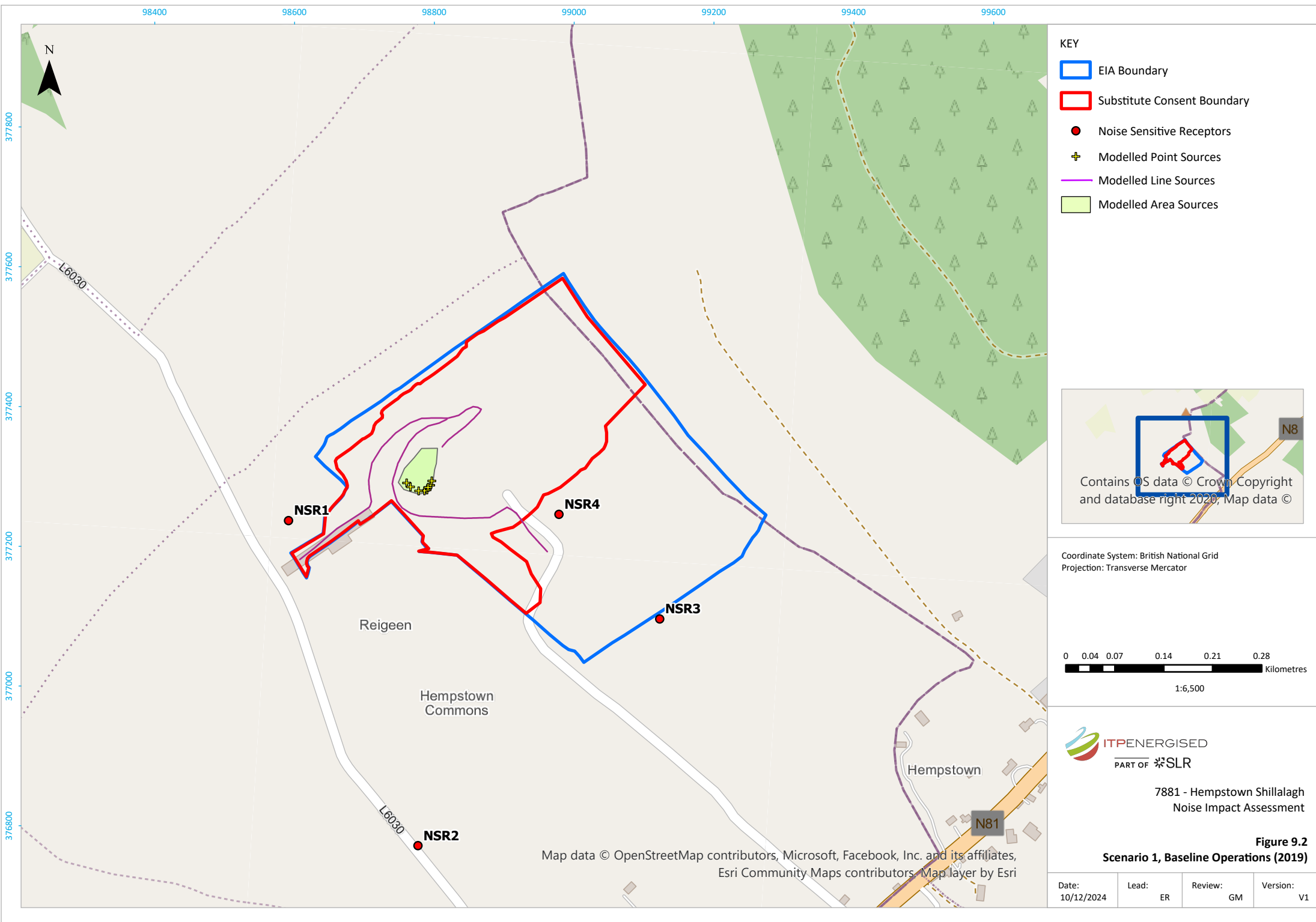
Based on the above timing of activities, two scenarios have been modelled to establish baseline noise impacts and impacts from recent quarry operations:

- Scenario 1 – Baseline 2020, excavation and mobile processing of material, loading and transporting of material – to determine initial noise impacts; and
- Scenario 2 – Current 2024, excavation and mobile processing of material, loading and transporting of material – to determine current noise impacts.

In line with the operational hours, Scenario 1 and Scenario 2 have been evaluated against the daytime target level.

Scenario 1 – Baseline 2020

The predicted inputs for this scenario include the activities of the below fixed and mobile equipment. Equipment working in the pit void has been located at the extremity of the pit (Figure 9.2) at the closest working location from the NSRs.



Details of operations modelled in Scenario 1 are presented below:

- 2 x mobile crusher units operating in the pit;
- 1 x tertiary crusher operating in the pit;
- 2 x excavators feeding mobile crushers;
- 1 x excavator rock breaking at a recently blasted face in the south-western side of the pit closest to NSRs;
- 2 x haul trucks from excavator to crushers, three loads per hour;
- 3 x of road HGVs outbound per hour;
- 2 x wheeled loader filling road trucks; and
- 2 x screener operating.

Scenario 2 – Current 2024

Scenario 2 includes for the loading and movement of HGVs in the quarry during the night-time period. The location of the equipment is shown in Figure 9.3.

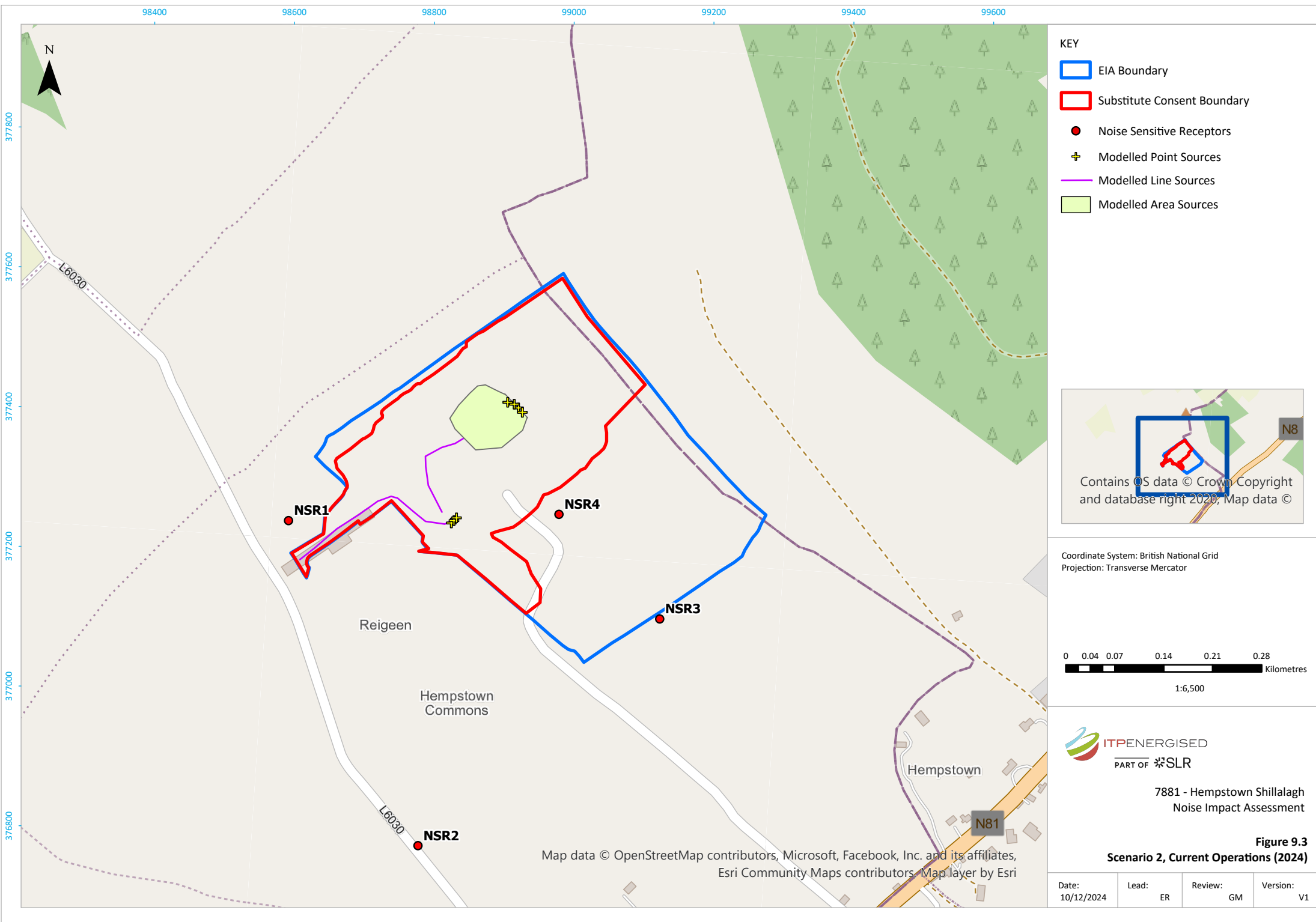
Details of operations modelled in Scenario 2 are presented below:

- 2 x mobile crusher units operating in the pit;
- 1 x tertiary crusher operating outside the pit to the south;
- 2 x excavators feeding mobile crushers and tertiary crusher outside the pit;
- 1 x excavator rock breaking at a recently blasted face in the eastern side of the pit;
- 2 x haul trucks from excavator to crushers, three loads per hour;
- 3 x of road HGVs outbound per hour;
- 2 x wheeled loader filling road trucks; and
- 2 x screener operating, one inside the pit, one outside the pit next to the tertiary crusher.

A robust approach has been applied in both model scenarios; for the baseline scenario modelling has assumed all mobile plant items operated at the area of the quarry closest to the identified NSRs. We note that these work practices would be very unlikely to occur in close proximity at such a location and this therefore represents a possible 'worst case', actual noise impacts are likely to have been lesser. For the current operations scenario the same number of mobile plant has been used as the baseline scenario. This is a worst-case scenario, as stated in Chapter 2, the type and numbers of mobile plant at the site has decreased over time since 2023.

The predicted noise levels assume a receptor height of 4 m above local ground level, (representative of a first-floor bedroom window). This is a robust approach, which minimises the attenuation due to ground absorption. Predicted levels at the height of a person standing at ground level, (e.g. effective receptor height of 1.5 – 1.8 m) will be lower.

A conservative equipment 'on-time' has been applied in all predictions for all fixed and mobile plant throughout the working day. All equipment and plant has been modelled to run simultaneously and for 10.25 hours (615 mins) of an 11 hour working day. The resultant prediction conservatively overestimates the noise output as all plant is not usually in operation simultaneously for 10.25 hours of the day. This assessment therefore considers a 'worst-case' 1 hour period during a working day for each scenario when all on-site plant is in use simultaneously. Actual noise impacts are likely to have been lesser.



9.5.2.4 Model settings

A typical air temperature of 10°C and relative humidity of 70% have been assumed within the model. Ground absorption within the quarry has been assumed to be $G=0$, representative of hard ground conditions. The ground absorption for the area surrounding the site has been modelled as $G = 0.5$ representative of mixed ground conditions.

Local topography has been included within the model for all scenarios, using detailed contour line data provided by WSP.

9.5.3 VIBRATION IMPACT ASSESSMENT

The most significant potential sources of ground borne vibrations generated during the operational phase of the development was the extraction of rock from the active face. Rock extraction requires the use of a pneumatic rock breaker and blasting techniques.

It was deemed necessary to implement a programme of vibration monitoring to be conducted during blast events by a blasting contractor to ensure that the potential for cosmetic or structural damage occurring at any receptor structure was assessed. Vibration monitoring locations are shown in Figure 9.1.

In order to determine the potential for either cosmetic or structural damage to occur as a result of ground vibrations, vibration levels were monitored during historical blasting events. Previously measured vibration levels have been assessed according to *British Standard BS 7385: Evaluation and measurement for vibration in buildings, Part1 1990 Guide for measurement of vibrations and evaluation of their effects on buildings and Part 2 1993 Guide to damage levels arising from ground borne vibration*.

9.5.3.1 Vibration Measurement Parameters

Ground vibration at sensitive receptors is measured as Peak Particle Velocity (PPV) in mm/sec. The PPV is the maximum instantaneous velocity of a particle at a point during a given time interval; and

Air blast (air overpressure) noise is measured in linear decibels dB(Lin). Air overpressure is energy transmitted from the blast site within the atmosphere in the form of pressure waves and is generally perceived as a loud bang.

9.5.3.2 Evaluation criteria

Table 1 in BS6472 (reproduced here as Table 9.6) provides magnitudes of vibration that are acceptable with respect to human response for up to three blast vibrations events per day.

Table 9.6 – Maximum satisfactory magnitude of vibration with respect to human response for up to three blast vibration events per day

Place	Time	Satisfactory Magnitude, PPV (mm/s)
Residential	Day – 08:00 to 18:00 Mon-Fri, 08:00 to 13:00 Saturdays	6.0 to 12.0
	Night – 23:00 to 07:00	2.0
	Other times	4.5
Offices	Any time	14.0
Workshops	Any time	14.0

The table recommends magnitudes of vibration below which the probability of adverse comments is low.

9.5.3.3 Vibration and air overpressure limits

Vibration limits from blasting are recommended in DEHLG (now DCCAE), EPA and ICF Environmental Guidelines. The vibration limit from blasting should not exceed a peak particle velocity of 12 mm/sec when measured in any three mutually orthogonal planes at a receiver location when blasting occurs at a frequency of once per week or less. Research has found that damage to windows occurs at air overpressure levels of 150 dB(lin) and above. Structural damage would likely only occur at air overpressure levels greater than 180 dB(lin).

The acceptable vibration and air overpressure limits at sensitive receptors in Ireland is 12mm/sec (PPV) and 125 dB(lin) Air Overpressure (AOP) as defined in the EPA management guidelines.

9.5.4 CONSTRUCTION PHASE

The construction noise levels associated with the previous activity were of relatively short term duration which served to minimise the noise impacts at NSRs. The construction of the screening banks around the site has provided more effective attenuation to noise generated by quarry operations. Noise levels associated with any future construction phase activities will be controlled in accordance with methods provided in BS5228.

Appropriate construction phase noise limits based on measured levels in accordance with the ABC method described in BS5228 are presented in Table 9.7.

Table 9.7 - Construction Phase Noise Limit Values

Days	Times	Ambient level, dBL _{Aeq1hr}
Monday to Friday	07:00 to 19:00	65
Saturday	08:00 to 14:00	65

9.6 BASELINE AND SUBSEQUENT CONDITIONS (2020 TO PRESENT)

9.6.1 NOISE BASELINE

The results of the noise monitoring campaigns from 2020 – 2024 are presented in Table 9.8, Table 9.9, and Table 9.10.

Table 9.8 - Noise Survey Results 2020 – 2024 – Monitoring position 1 (N1)

Date	L _{Aeq,1hr}	L _{Amax,1hr}	L _{A90,1hr}
November 2020	47	68	38
October 2021	50	70	38
May 2022	42	62	39
July 2023	49	76	36
August 2024	54	96	42

Table 9.9 - Noise Survey Results 2020 – 2024 – Monitoring position 2 (N2)

Date	L _{Aeq,1hr}	L _{Amax,1hr}	L _{A90,1hr}
November 2020	64	89	39
October 2021	63	87	37
May 2022	64	84	36
July 2023	56	77	40
August 2024	64	89	39

Table 9.10 - Noise Survey Results 2020 – 2024 – Monitoring position 3 (N3)

Date	L _{Aeq,1hr}	L _{Amax,1hr}	L _{A90,1hr}
November 2020	45	67	33
October 2021	42	59	39
May 2022	57	78	36
July 2023	49	79	41
August 2024	52	93	43

There are no exceedances of the 55 dB(A) L_{Aeq,1hr} daytime target level throughout the historical noise monitoring at position 1 and position 3 (with the exception of May 2022). The marginal exceedance in May 2022 is unexplained but based on the most recent monitoring undertaken it is unlikely to have been caused by the quarry and exceedance contributed to from activities outside of the quarry.

Observations from the most recent noise monitoring in August 2024 stated that the noise environment at position 1 was dominated by noise from the adjacent quarry (stone cutters). Noise from the quarry was also audible and consisted mostly of road truck movements in and out of the site. At position 3, noise from the stone cutters was a significant contributor, with noise from the quarry as lesser contributor to the noise environment.

At position 2, measured noise levels exceed the 55 dB(A) $L_{Aeq,1hr}$ daytime target level throughout the historical noise monitoring. However, notes from the most recent survey confirm that noise from the quarry was not the dominant noise source. Observations from the surveyor confirmed that noise from passing cars, and trucks moving into the adjoining precast manufacturing facility' and the stone cutters were the main noise sources. Only two trucks entering the quarry were observed during the monitoring period. Position 2 is also a greater distance from the quarry than position 1 and position 3. It is therefore highly unlikely that noise from the quarry is contributing to an exceedance in the daytime noise limit.

9.6.2 VIBRATION BASELINE

Humans beings are extremely sensitive to vibration; the threshold of perception is typically in the PPV range of 0.14 mm/s to 0.3mm/s. BS6472-2 sets out vibration levels from blasting activities at which minimal adverse comment is likely to be provoked (Table 9.6) If vibration levels from blasting exceed these values, then the chance of adverse comment increases significantly. This assessment evaluates historical vibration levels from recently measured data against the limits set out in Table 9.6.

Measurements were undertaken at four properties in close proximity to the quarry throughout 2020, 2021, 2022, 2023 and 2024. The full results of the vibration monitoring undertaken in 2020, 2021, 2022, 2023 and 2024 are presented in Appendix 9B.

The maximum PPV recorded was 9.4 mm/sec, which complies with the vibration limit. The maximum air-overpressure recorded was 125 dB(lin) and therefore complies with the air-overpressure limit. Measured air-overpressure levels were below the values provided in BS6472 at which damage may be expected to windows.

9.7 EMBEDDED MITIGATION CONSIDERED

9.7.1 NOISE MITIGATION MEASURES

The following noise control and mitigation techniques have historically been implemented at the quarry:

- A noise monitoring programme was maintained at the existing monitoring locations annually. This will ensure noise levels are within thresholds as specified in the EPA Guideline Document for Extractive Industries (2006), and the Irish Concrete Federation Environmental Code, (2nd Edition, 2005);
- Site activities only took place during the hours of 07:00 and 18:00 Monday to Friday and 07:00 and 14:00 on Saturdays. Quarry activities and loading of trucks may take place outside of these times and will comply with the appropriate noise limits, (55 dB(A) $L_{Aeq,1hr}$ during 08:00 to 20:00 hrs; and 45 dB(A) $L_{Aeq,1hr}$ during 20:00 to 08:00 hrs). There is no activity on site on Sundays or Public Holidays;
- Perimeter screening berms have been constructed along the relevant site boundaries;

- Screening berms have been planted with native tree and shrub species;
- All haul roads have been kept clean and maintained in a good state of repair;
- Heavy goods vehicles entering and leaving the existing the quarry have tailgates securely fastened; all mobile plant used at the proposed development has noise emission levels that comply with relevant guidance;
- Plant has been operated in a proper manner with respect to minimising noise emissions, e.g. minimisation of drop heights, no unnecessary revving of engines, plant used intermittently not left idling;
- Plant has been subject to regular maintenance, i.e. all moving parts kept well lubricated, the integrity of silencers and acoustic hoods maintained; and
- Plant has been fitted with effective exhaust silencers and maintained in good working order to meet manufacturers' noise rating levels. Any defective silencers have been replaced.

9.7.2 BLASTING VIBRATION MITIGATION MEASURES

The blasts were designed such that vibration at off-site NSRs met the criteria, using the following techniques:

- The screening berms around the perimeter of the quarry will be left intact for the life of the quarry (and in perpetuity to continue to provide biodiversity to the Site and the local environment). They will serve to mitigate against noise and potential dust emissions from the quarry, as well as offer reduced visibility of the quarry from the passageway, public road network and surrounding lands;
- Laser profiling used to establish an accurate geometry of the quarry face, thereby enabling the optimum burden and spacing to be applied for the blast;
- All blasts have been initiated by an electronic detonation system, which is the latest technology available to fire a blast;
- Ensuring that the optimum blast ratio is maintained and ensuring that the maximum amount of explosive on any one delay, the maximum instantaneous charge is optimised so that the ground vibration levels are kept below those specified;
- Explosive charges have been properly and adequately confined by using a sufficient quality of 20 mm aggregates for stemming, as they provide the best particle interlock;
- Adequate confinement of all charges by means of accurate face survey and the subsequent judicious placement of explosives;
- Blasting operations have been confined to between 1000 hours and 1600 hours, Monday to Friday;
- No exposed detonating fuse has been used in blasting;
- All blasts have been measured (ground vibration & air overpressure) in the area of at least one sensitive residence to ensure compliance with the aforementioned limits;
- All habitable houses within 500 m of the Site, and relevant dairy farmers were notified at least one working day before any blasting will be carried out on site. Residences were notified of blasting times by means of a phone call, text message or letter drop prior to the blast taking place. Residents that were not contactable by phone were informed of the intention to blast by a card system, which outlined the dates and times of blasting. In addition, prior to the firing of any blast the quarry gave notice of their intention by the sounding of an audible siren for a minimum period of one minute. This alarm was of sufficient power to be heard within 500 m of

the quarry. An ‘all clear’ signal was given by means of a siren or other agreed measures when blasting has been completed;

- Monitoring locations will continue to be operated for each of the blasts. Monitoring stations can be set up at relevant residences at the request of the owners;
- All monitoring equipment was calibrated regularly to ensure that peak particle velocity and air overpressure generated from each blast is accurately measured;
- Blasting was carried out by trained personnel;
- Drilling contractors completed a log for every borehole drilled; and.
- The screening berm/bund along the re-located passageway acted as an acoustic barrier (noise barrier) and will assist in the mitigation of Air-Overpressure.

9.8 POTENTIAL EFFECTS

9.8.1 NOISE IMPACTS

Recorded baseline noise levels (see section 9.6.1) include noise from all sources, including road traffic from the surrounding road network and operational noise neighbouring sites. Noise modelling has predicted noise from quarry activities only to determine the likely worst-case contribution of quarry operations to the noise environment. The predicted noise levels for Scenario 1 are presented in Table 9.11. The magnitude of impact and significance of effect have been determined with reference to criteria provided in Table 9.3 and Table 9.4 respectively.

Table 9.11 - Evaluation of Predicted worst-case levels for Scenario 1 against daytime target level

Noise Sensitive Receptor	Predicted Noise Level dB(A)	Predicted level minus target level, 55 dB(A) $L_{Aeq,1hour}$	Magnitude of Impact	Significance of effect
NSR1	45.0	-10.0	No change	Neutral
NSR2	37.0	-18.0	No change	Neutral
NSR3	39.0	-16.0	No change	Neutral
NSR4	50.8	-4.2	No change	Neutral

Predicted noise levels at all NSRs are below the daytime target level (55 dB(A) L_{Aeq}) during this conservatively predicted scenario for operations at the quarry.. The highest predicted levels were at NSR4, with predicted levels 4.2 dB below the daytime target level.

For Scenario 1, noise effects at all NSRs associated with quarry operations during the daytime period have been evaluated as being of ‘neutral’ significance and are therefore ‘not significant’.

The predicted noise levels for Scenario 2 are presented in Table 9.12. The magnitude of impact and significance of effect have been determined with reference to criteria provided in Table 9.3 and Table 9.4 respectively.

Table 9.12 - Evaluation of Predicted worst-case levels for Scenario 2 against daytime target level

Noise Sensitive Receptor	Predicted Noise Level dB(A)	Predicted level minus target level, 55 dB(A) <small>L_{Aeq,1hour}</small>	Magnitude of Impact	Significance of effect
NSR1	42.8	-12.2	No change	Neutral
NSR2	36.8	-18.2	No change	Neutral
NSR3	36.5	-18.5	No change	Neutral
NSR4	45.8	-9.2	No change	Neutral

Predicted noise levels are below the daytime target level (55 dBL_{Aeq}) at all NSRs during this conservatively predicted scenario for current operations at the quarry. The highest predicted levels were at NSR4, with predicted levels 9.2 dB below the daytime target level.

Noise effects for Scenario 2 associated with quarry operations during the daytime period have been evaluated as being of 'neutral' significance and are therefore 'not significant'.

9.8.2 VIBRATION AND AIR-OVERPRESSURE IMPACTS

The maximum PPV recorded during vibration monitoring was 9.4 mm/sec; 2.6 mm/sec below the 12 mm/sec PPV limit. On average PPV values were 1.7 mm/sec. With reference to Table 9.6, the probability of adverse comments due to blasting activities at representative NSRs is low. The maximum air-overpressure recorded was 124.2 dB(lin) and therefore complies with the air-overpressure limit.

The maximum air-overpressure value recorded was 124.2 dB(lin); marginally below the 125 dB(lin) limit. The average air-overpressure recorded was 110.5 dB(lin). Measured air overpressure levels were substantially below the level which would see structural damage to windows occur (180 dB(lin)).

9.9 RESIDUAL EFFECTS

No additional mitigation is required for operational noise & vibration from the quarry, therefore residual effects remain unchanged, and are therefore not significant.

9.10 CUMULATIVE EFFECTS

The cumulative effects associated with other permitted / under construction third-party developments have been considered in Chapter 15 of this rEiAR. Cumulative effects are considered to be Not Significant.

9.11 SUMMARY AND CONCLUSIONS

This assessment considers historical noise and vibration impacts from the quarry as it was in 2020 up to current operations in 2024.

Regular noise monitoring was undertaken by the quarry at 3 locations. Measured noise levels due to operation of the quarry were not in exceedance of daytime target levels. Exceedances that occurred

at monitoring position 2 were found to have been caused by road traffic and operational noise from neighbouring developments.

Operational noise from the quarry has been predicted for two operational scenarios, 2020 daytime operations, and 2024 daytime operations. All modelled scenarios followed a highly conservative approach to determine the likely 'worst-case' noise levels at NSRs. Despite this approach the predicted historical noise levels are well within the daytime levels recommended by the EPA Environmental Management Guidelines – Environmental Management in Extractive Industry. Predicted noise levels from quarry operations for all modelled scenarios have been found to be 'not significant'.

Vibration monitoring undertaken from 2020 to present resulted in no exceedances in the specified vibration limits. The probability of adverse comments due to blasting activities was low, and measured air overpressure levels were substantially lower than the levels which would see structural damage to windows.

No significant noise or vibration impacts have been identified throughout the operational life of the quarry.

9.12 REFERENCES

Guidance Note for Noise: Licence Applications, Surveys and Assessments in Relation to Scheduled Activities (NG4) (Jan 2016)

BS5288: 2009+A1:2014 Code of practice for noise and vibration control on open sites: Part 1 Noise and Part 2 Vibration

BS 7385: Evaluation and measurement for vibration in buildings, Part1 1990 Guide for measurement of vibrations and evaluation of their effects on buildings and Part 2 1993 Guide to damage levels arising from ground borne vibration

BS7445-1:2003 Description and Measurement of Environmental Noise. Guide to Quantities and Procedures

ISO 9613-2, Second Edition 2024-12-15. Acoustics-Attenuation of sound during propagation outdoors-Part 2: General method of calculations

EPA, 2006, Environmental Management Guidelines-Environmental Management in Extractive Industry (Non Scheduled Minerals)

Department of the Environment, Heritage and Local Government (DEHLG) – Quarries and Ancillary Activities: Guidelines for Planning Authorities, 2004

Design Manual for Roads and Bridges (DMRB)


BS 6472:1992 - The Evaluation of Human Exposure to vibration in buildings

Department of the Environment, Heritage and Local Government – Quarries and Ancillary Activities: Guidelines for Planning Authorities, 2004

Environmental Code (2005) Irish Concrete Federation. EPA guidelines in relation to blasting activities outlining the methodology and limits to be used for vibration measurement

Appendix 9A

NOISE MONITORING DATA, PHOTOGRAPHS & NOTES








Date	LAeq,1hr	LAmix,1hr	LA90,1hr
2019	54	70	37
2020	47	68	38
2021	50	70	38
2022	42	62	39
2023	49	76	36
2024	54	96	42

Date	LAeq,1hr	LAmix,1hr	LA90,1hr
2019	59	80	39
2020	64	89	39
2021	63	87	37
2022	64	84	36
2023	56	77	40
2024	59	93	39

Date	LAeq,1hr	LAmix,1hr	LA90,1hr
2019	47	70	35
2020	45	67	33
2021	42	59	39
2022	57	78	36
2023	49	79	41
2024	52	93	43

Appendix 9B

VIBRATION MONITORING DATA



Date/Time Vert at 12:33:45 January 7, 2020
 Trigger Source Geo: 1.510 mm/s
 Range Geo: 254.0 mm/s
 Record Time 3.75 sec (Auto=3Sec) at 1024 sps

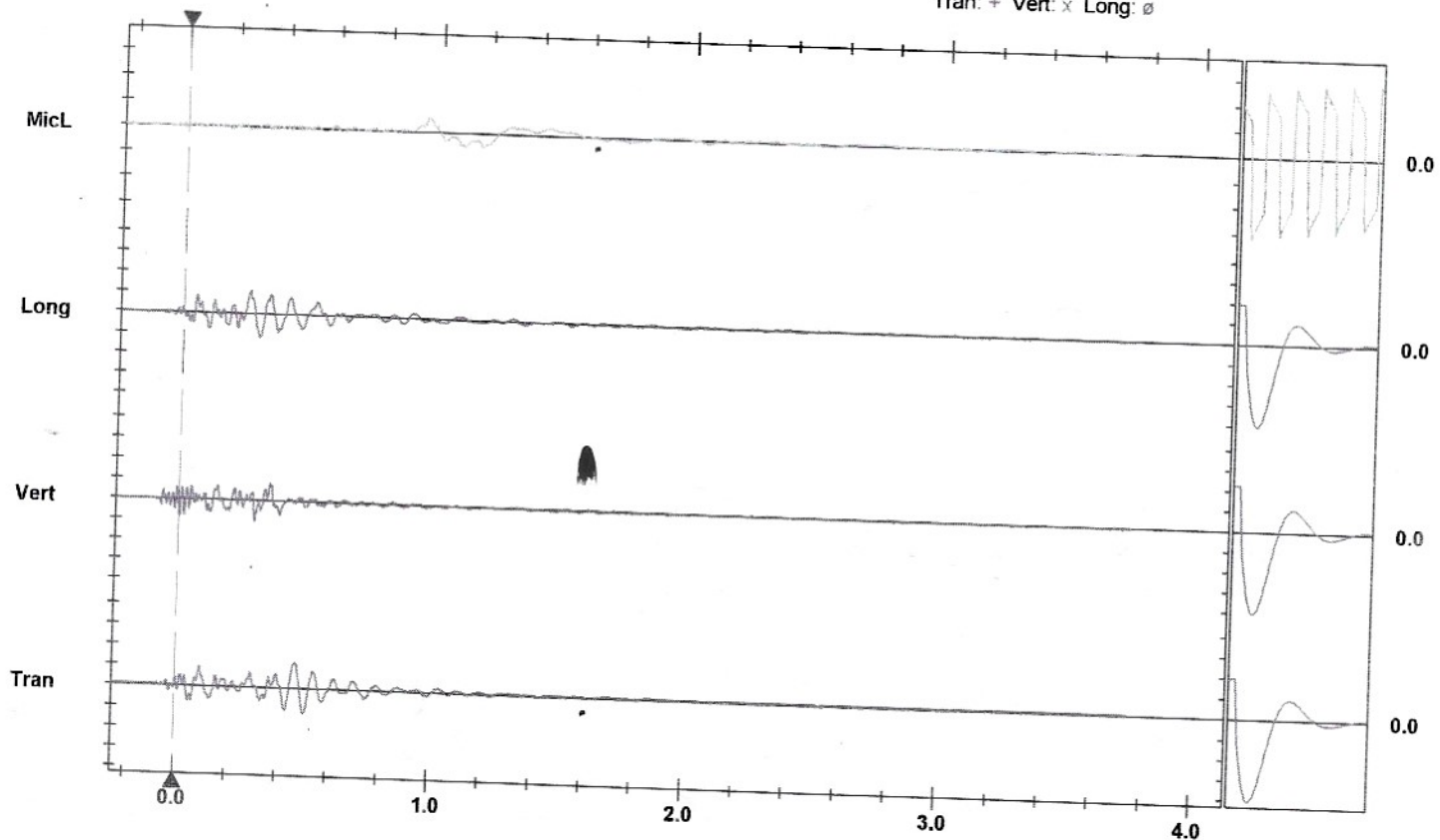
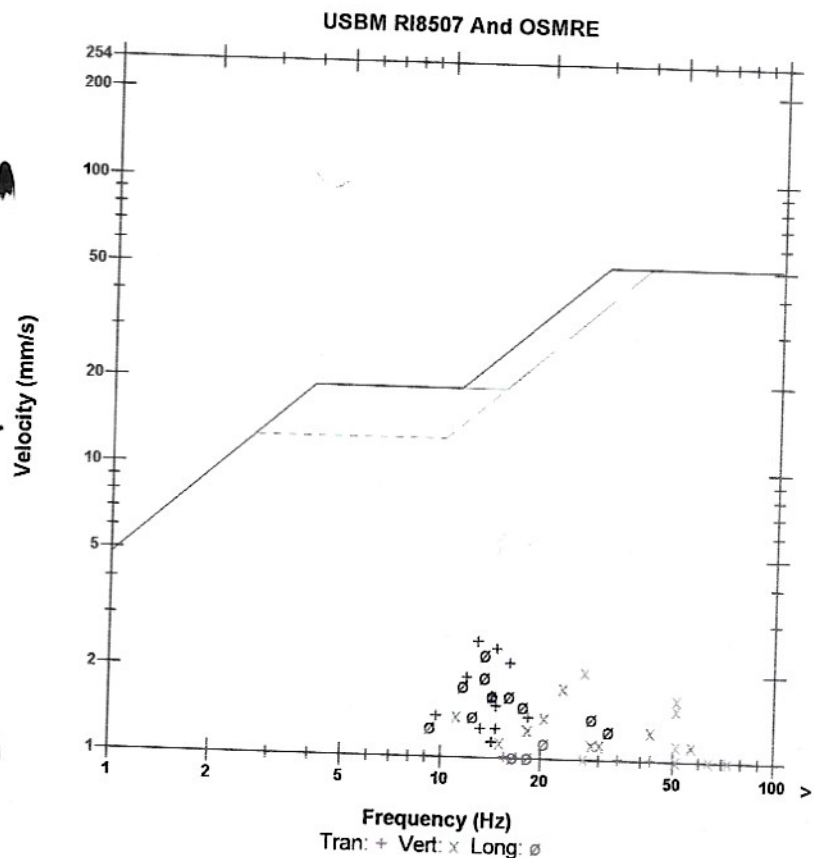
Serial Number BE11802 V 10.72-8.17 MiniMate Plus
 Battery Level 6.3 Volts
 Unit Calibration May 21, 2019 by Datum Monitoring
 File Name M802I9WA.W90
 Post Event Notes
 Shillelagh Qrys
 Location-Phibbs residence

Notes
 Location:
 Client:
 User Name:
 General:

Microphone Linear Weighting
 PSPL 108.8 dB(L) at 0.942 sec
 ZC Freq 4.6 Hz
 Channel Test Passed (Freq = 20.1 Hz Amp = 684 mv)

	Tran	Vert	Long	
PPV	2.540	2.032	2.286	mm/s
ZC Freq	13	27	13	Hz
Time (Rel. to Trig)	0.469	0.297	0.260	sec
Peak Acceleration	0.040	0.066	0.040	g
Peak Displacement	0.033	0.014	0.028	mm
Sensor Check	Passed	Passed	Passed	
Frequency	7.3	7.6	7.6	Hz
Overswing Ratio	4.1	3.7	4.0	

Peak Vector Sum 3.362 mm/s at 0.298 sec



Time Scale: 0.20 sec/div Amplitude Scale: Geo: 2.000 mm/s/div Mic: 10.000 pa.(L)/div
 Trigger =

Date/Time Tran at 12:06:41 March 9, 2020
 Trigger Source Geo: 1.510 mm/s
 Range Geo: 254.0 mm/s
 Record Time 3.75 sec (Auto=3Sec) at 1024 sps

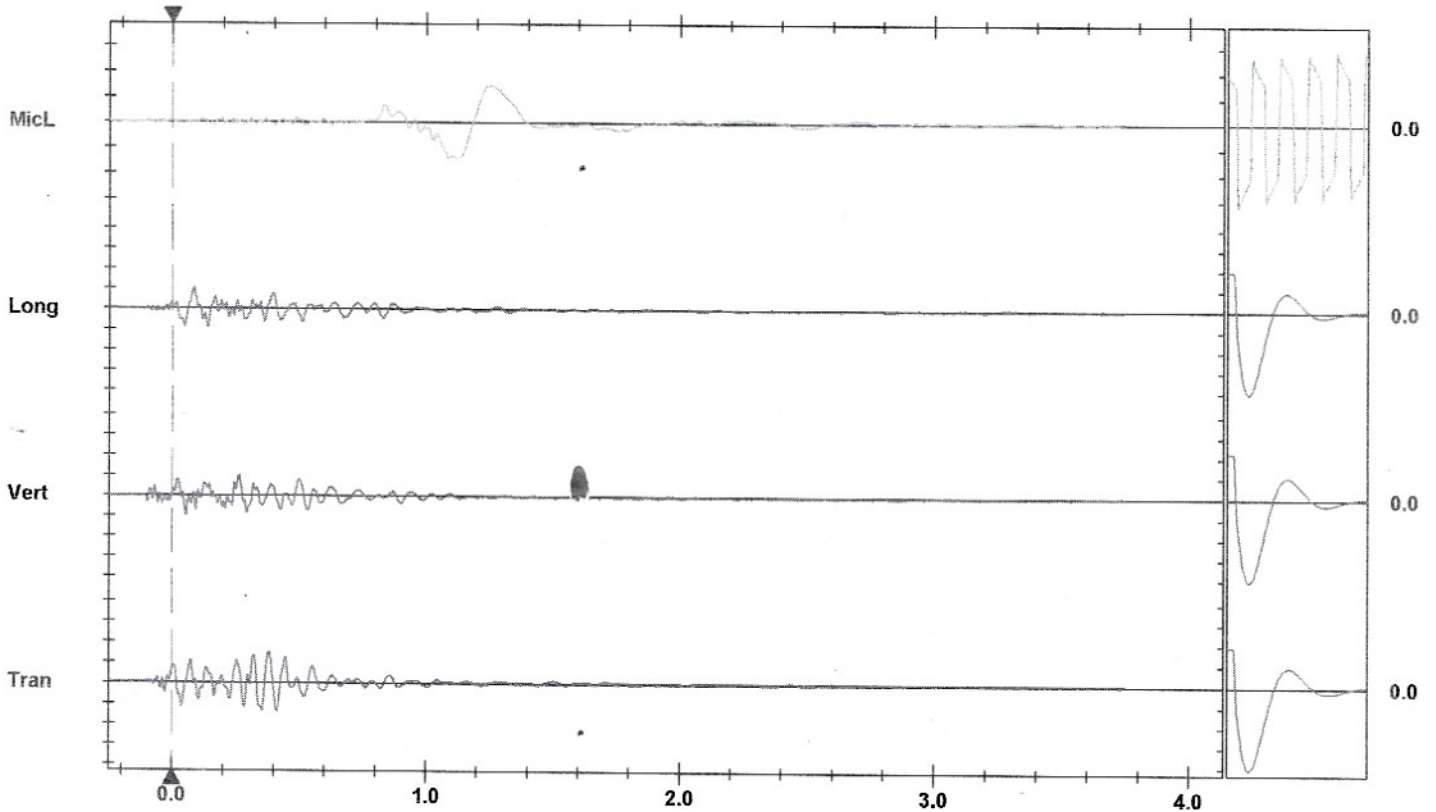
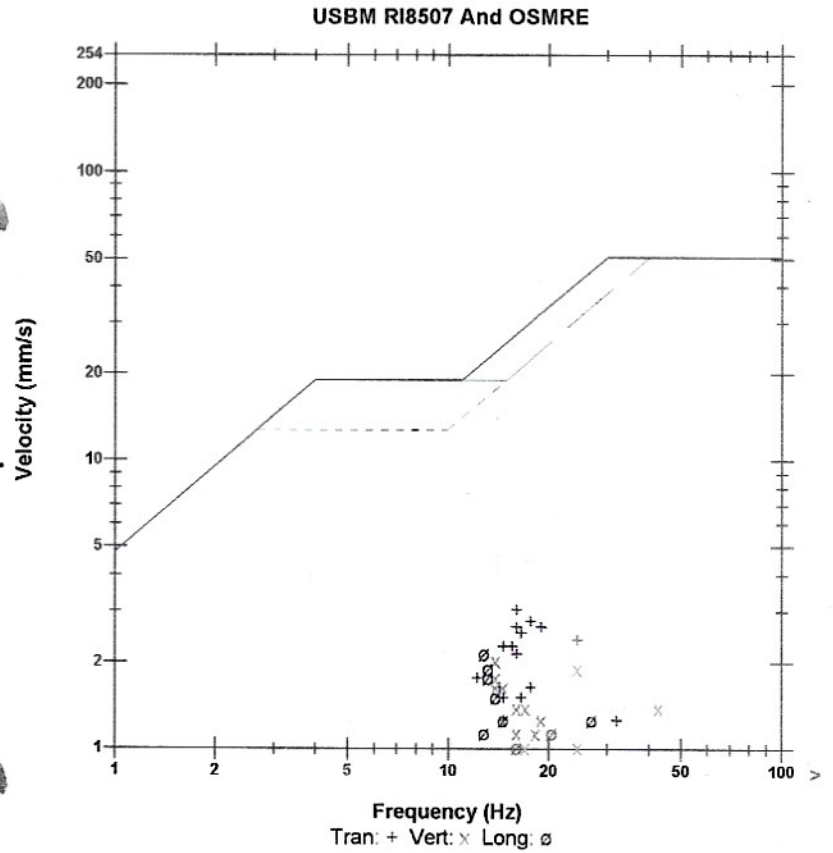
Serial Number BE11802 V 10.72-8.17 MiniMate Plus
 Battery Level 6.3 Volts
 Unit Calibration May 21, 2019 by Datum Monitoring
 File Name M802ID32.Z50
 Post Event Notes
 Shillelagh Qrys
 Location-Phibbs residence

Notes
 Location:
 Client:
 User Name:
 General:

Microphone Linear Weighting
 PSPL 117.5 dB(L) at 1.254 sec
 ZC Freq 2.4 Hz
 Channel Test Passed (Freq = 20.1 Hz Amp = 734 mv)

	Tran	Vert	Long	
PPV	3.048	2.032	2.159	mm/s
ZC Freq	16	14	13	Hz
Time (Rel. to Trig)	0.379	0.262	0.083	sec
Peak Acceleration	0.053	0.040	0.027	g
Peak Displacement	0.031	0.021	0.022	mm
Sensor Check	Passed	Passed	Passed	
Frequency	7.3	7.5	7.6	Hz
Overswing Ratio	4.2	3.8	4.2	

Peak Vector Sum 3.334 mm/s at 0.383 sec



Time Scale: 0.20 sec/div Amplitude Scale: Geo: 2.000 mm/s/div Mic: 10.000 pa.(L)/div
 Trigger =

Sensor Check

Date/Time Vert at 13:00:06 August 19, 2020
 Trigger Source Geo: 0.510 mm/s
 Range Geo: 254.0 mm/s
 Record Time 4.25 sec (Auto=3Sec) at 1024 sps

Serial Number BE13017 V 10.60-8.17 MiniMate Plus
 Battery Level 6.3 Volts
 Unit Calibration July 10, 2020 by Datum Monitoring
 File Name TEMP EVT
 Post Event Notes
 Shillelagh Qrys
 Location-Cullens

Notes

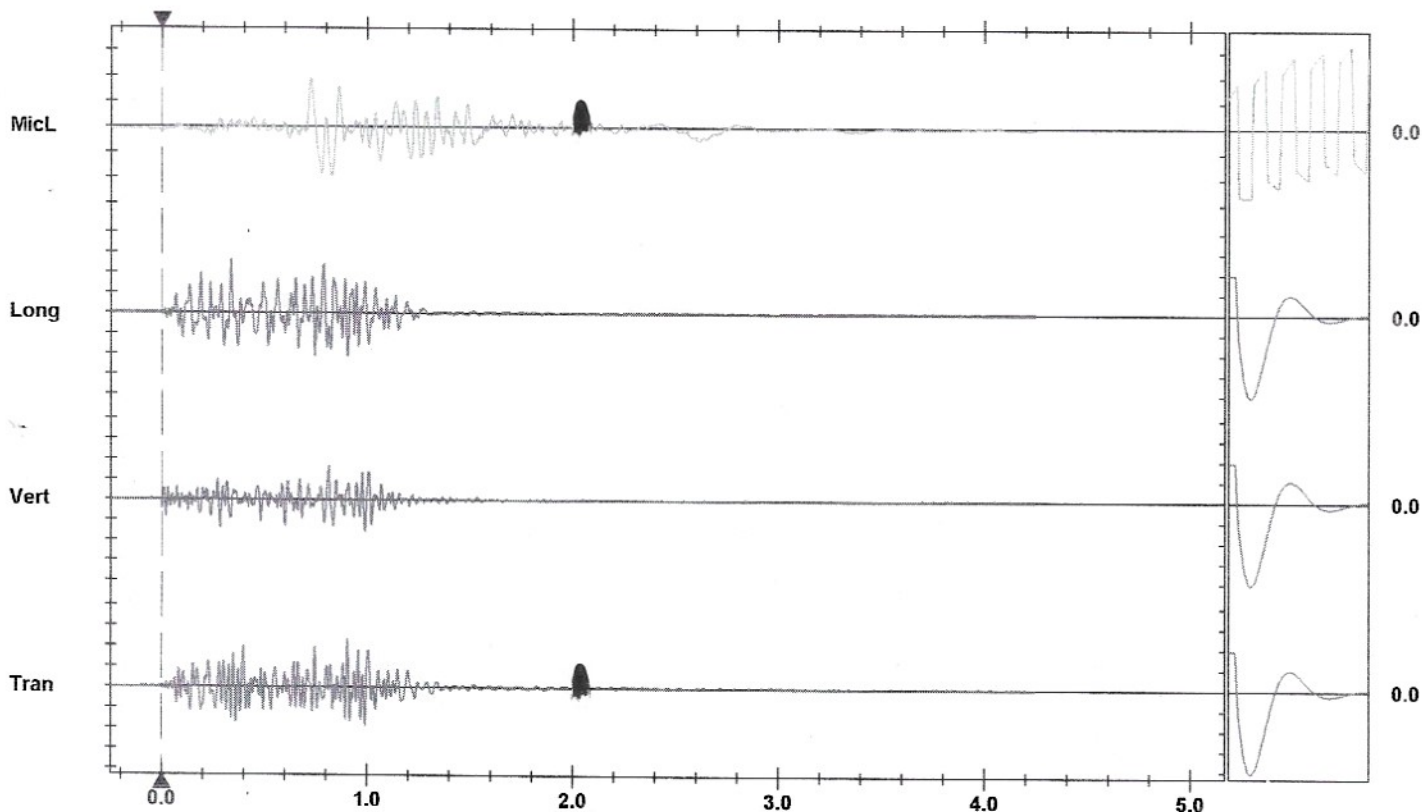
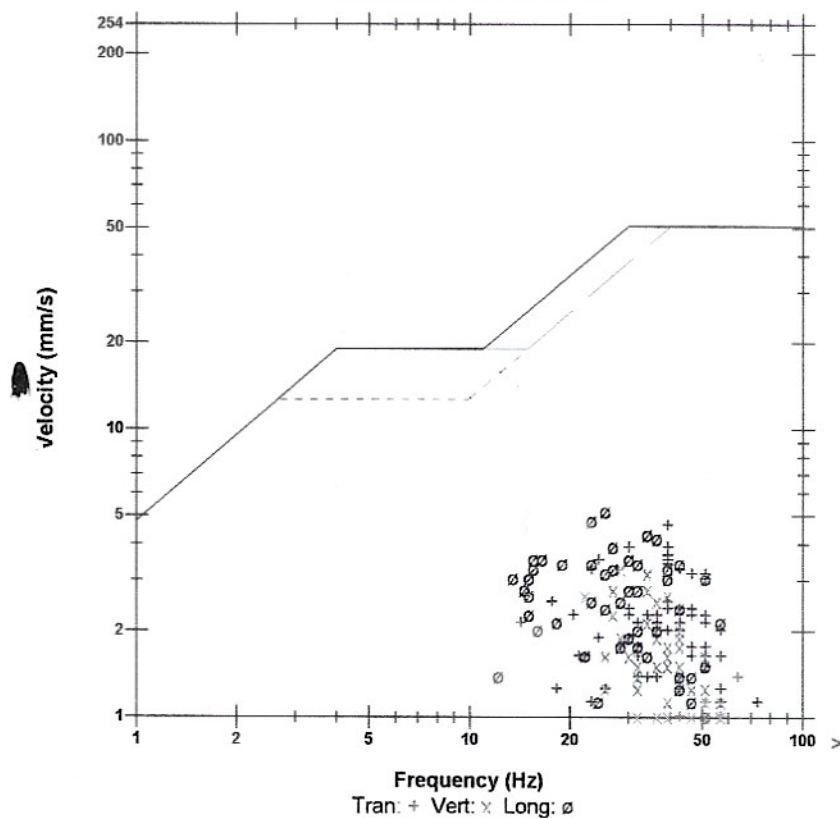
Extended Notes

Microphone Linear Weighting
 PSPL 119.7 dB(L) at 0.826 sec
 ZC Freq 12 Hz
 Channel Test Passed (Freq = 19.7 Hz Amp = 626 mv)

	Tran	Vert	Long	
PPV	4.699	3.302	5.207	mm/s
ZC Freq	39	28	26	Hz
Time (Rel. to Trig)	0.904	0.812	0.335	sec
Peak Acceleration	0.119	0.093	0.106	g
Peak Displacement	0.024	0.018	0.038	mm
Sensor Check	Passed	Passed	Passed	
Frequency	7.3	7.3	7.4	Hz
Overswing Ratio	4.0	3.8	4.0	

Peak Vector Sum 6.423 mm/s at 0.904 sec

USBM RI8507 And OSMRE



Time Scale: 0.20 sec/div Amplitude Scale: Geo: 2.000 mm/s/div Mic: 10.000 pa.(L)/div
 Trigger =

Sensor Check

Date/Time Vert at 13:03:04 August 19, 2020
 Trigger Source Geo: 0.510 mm/s
 Range Geo: 254.0 mm/s
 Record Time 4.25 sec (Auto=3Sec) at 1024 sps

Serial Number BE11802 V 10.72-8.17 MiniMate Plus
 Battery Level 6.3 Volts
 Unit Calibration June 11, 2020 by Datum Monitoring
 File Name _TEMP.EVT
 Post Event Notes
 Shillelagh Qrys
 Location-Ger Phibbs

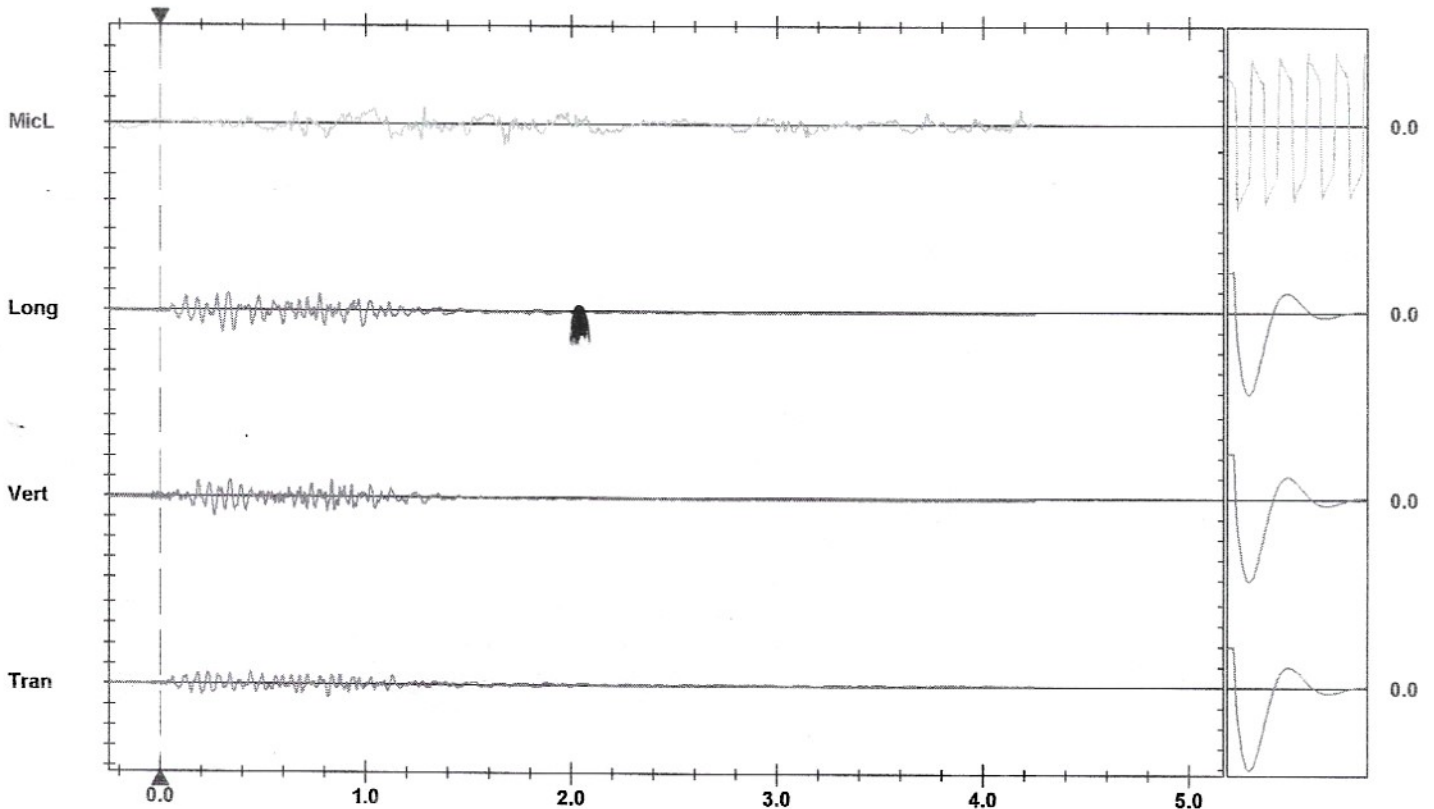
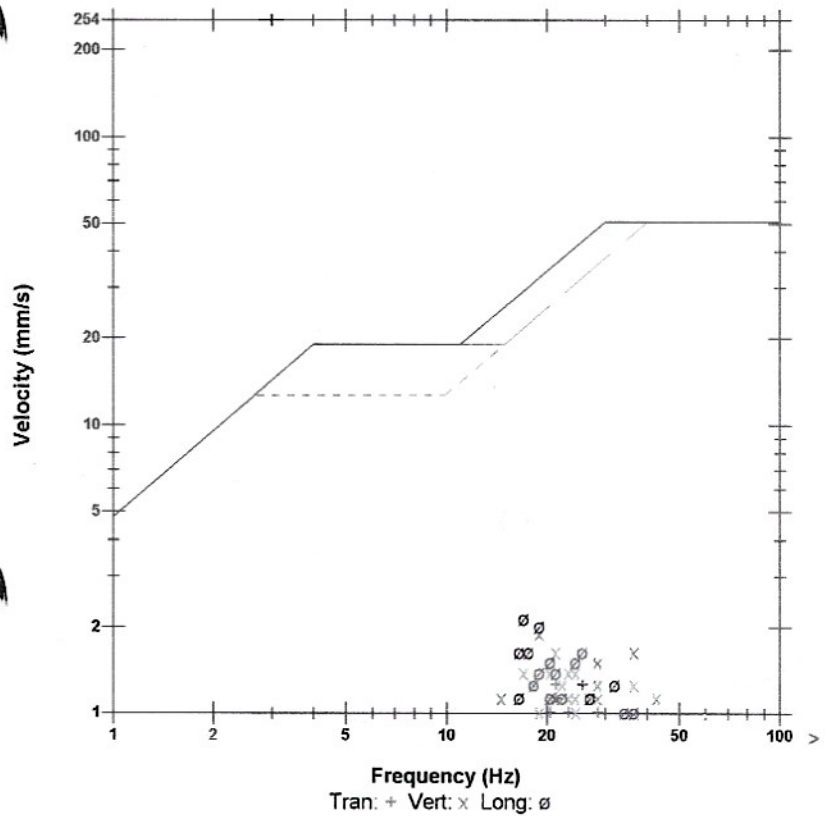
Notes
 Location:
 Client:
 User Name:
 General:

Microphone Linear Weighting
 PSPL 112.0 dB(L) at 1.677 sec
 ZC Freq 11 Hz
 Channel Test Passed (Freq = 20.1 Hz Amp = 643 mv)

	Tran	Vert	Long	
PPV	1.270	1.905	2.159	mm/s
ZC Freq	21	19	17	Hz
Time (Rel. to Trig)	0.439	0.261	0.302	sec
Peak Acceleration	0.027	0.053	0.040	g
Peak Displacement	0.009	0.015	0.018	mm
Sensor Check	Passed	Passed	Passed	
Frequency	7.3	7.5	7.5	Hz
Overswing Ratio	4.0	3.7	4.2	

Peak Vector Sum 2.514 mm/s at 0.358 sec

USBM RI8507 And OSMRE



Time Scale: 0.20 sec/div Amplitude Scale: Geo: 2.000 mm/s/div Mic: 10.000 pa (L)/div
 Trigger =

Sensor Check

Date/Time Vert at 13:02:28 May 22, 2020
 Trigger Source Geo: 1.510 mm/s
 Range Geo: 254.0 mm/s
 Record Time 4.25 sec (Auto=3Sec) at 1024 sps

Serial Number BE13017 V 10.60-8.17 MiniMate Plus
 Battery Level 6.2 Volts
 Unit Calibration June 17, 2019 by Datum Monitoring
 File Name TEMP EVT
 Post Event Notes
 Shillelagh Qrys
 Location-Cullens

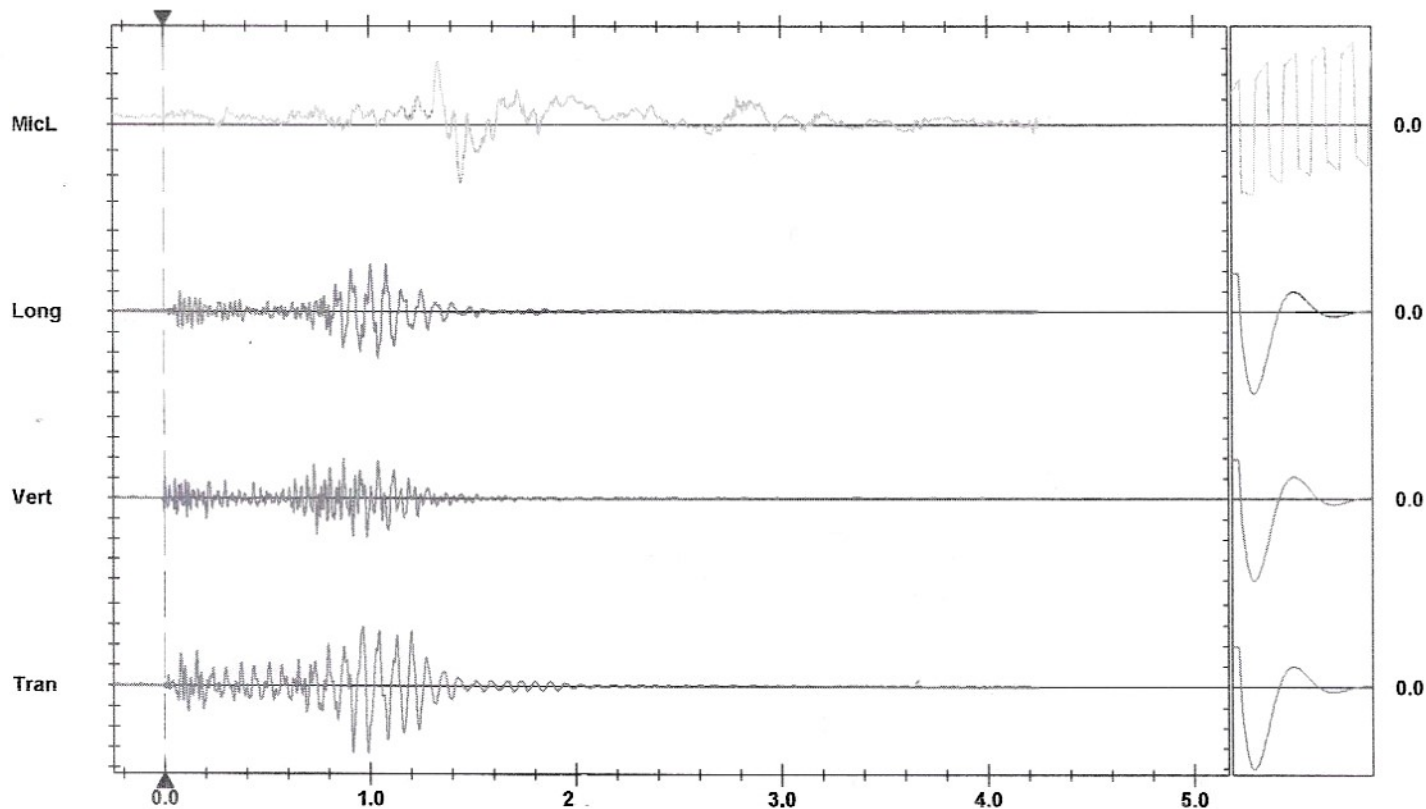
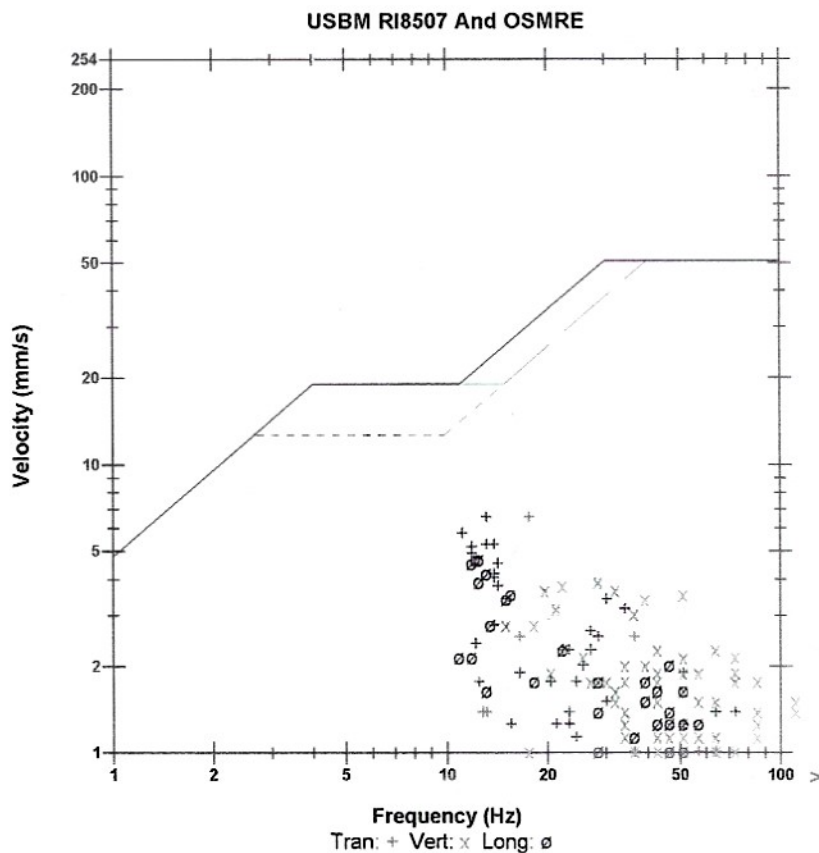
Notes

Extended Notes

Microphone Linear Weighting
 PSPL 121.9 dB(L) at 1.333 sec
 ZC Freq 1.5 Hz
 Channel Test Passed (Freq = 19.7 Hz Amp = 644 mv)

	Tran	Vert	Long	
PPV	6.604	3.937	4.699	mm/s
ZC Freq	18	28	12	Hz
Time (Rel. to Trig)	0.915	0.872	1.004	sec
Peak Acceleration	0.119	0.133	0.093	g
Peak Displacement	0.072	0.026	0.052	mm
Sensor Check	Passed	Passed	Passed	
Frequency	7.4	7.3	7.3	Hz
Overswing Ratio	4.1	3.8	4.1	

Peak Vector Sum 7.850 mm/s at 0.915 sec



Time Scale: 0.20 sec/div Amplitude Scale: Geo: 2.000 mm/s/div Mic: 10.000 pa.(L)/div
 Trigger = ▶ ◀

Sensor Check

Date/Time Vert at 12:58:52 May 22, 2020
 Trigger Source Geo: 0.510 mm/s
 Range Geo: 254.0 mm/s
 Record Time 3.75 sec (Auto=3Sec) at 1024 sps

Serial Number BE11802 V 10.72-8.17 MiniMate Plus
 Battery Level 6.1 Volts
 Unit Calibration May 21, 2019 by Datum Monitoring
 File Name M802IGW6.Q40
 Post Event Notes
 Shillelagh Qrys
 Location-Phibbs

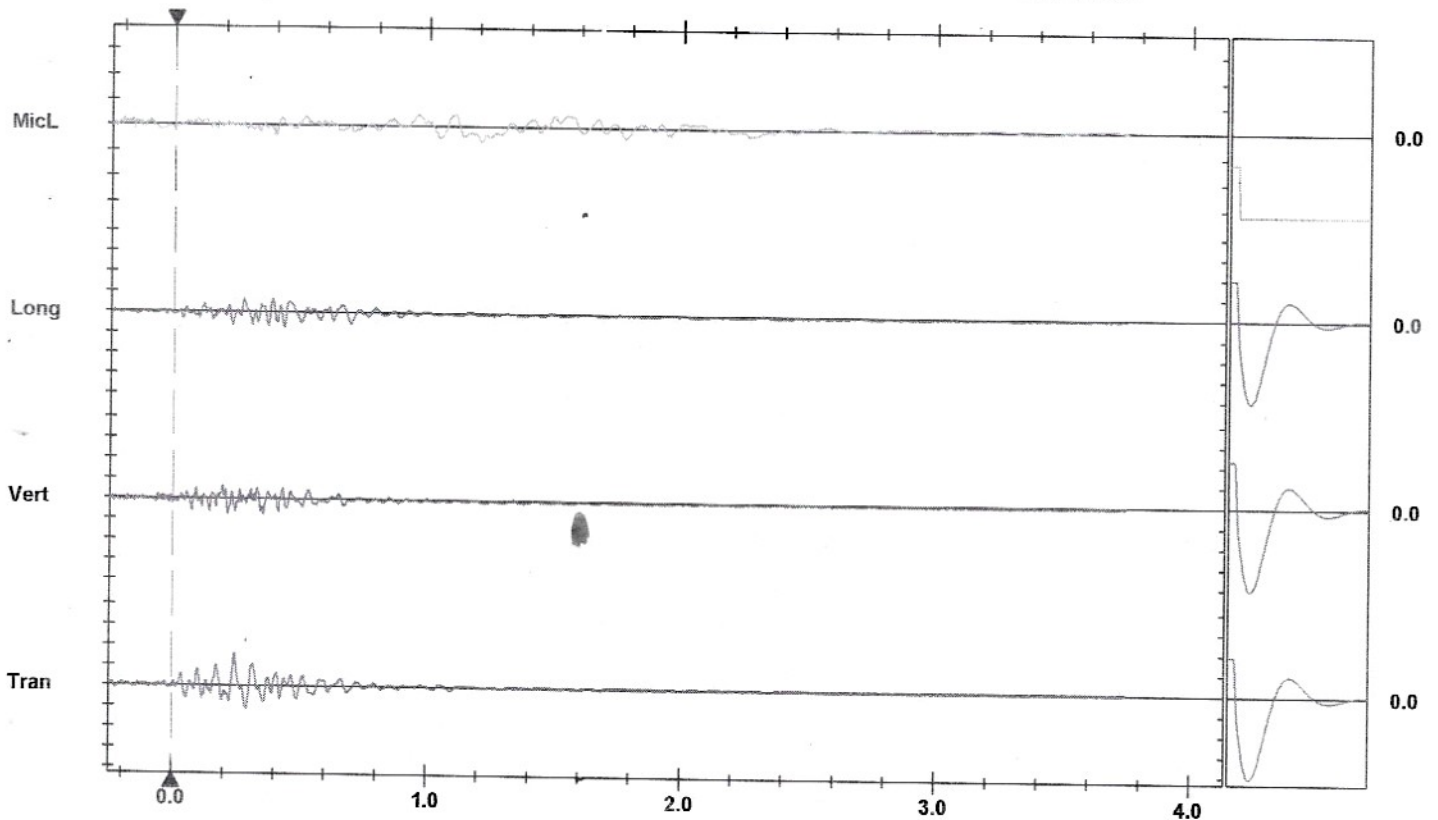
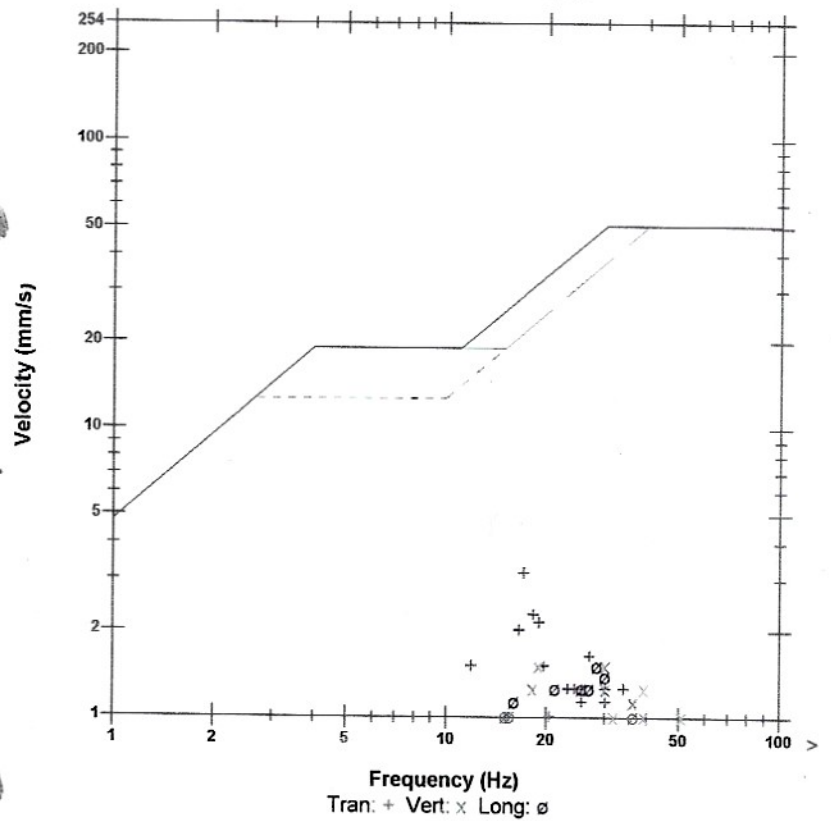
Notes
 Location:
 Client:
 User Name:
 General:

Microphone Linear Weighting
 PSPL 109.2 dB(L) at 1.200 sec
 ZC Freq 2.7 Hz
 Channel Test Check (Freq = 0.0 Hz Amp = 0 mv)

	Tran	Vert	Long	
PPV	3.175	1.524	1.524	mm/s
ZC Freq	17	30	28	Hz
Time (Rel. to Trig)	0.244	0.214	0.432	sec
Peak Acceleration	0.040	0.040	0.027	g
Peak Displacement	0.025	0.012	0.012	mm
Sensor Check	Passed	Passed	Passed	
Frequency	7.3	7.5	7.5	Hz
Overswing Ratio	4.1	3.7	4.2	

Peak Vector Sum 3.422 mm/s at 0.244 sec

USBM RI8507 And OSMRE



Time Scale: 0.20 sec/div Amplitude Scale: Geo: 2.000 mm/s/div Mic: 10.000 pa.(L)/div
 Trigger =

Sensor Check

Date/Time Vert at 13:11:17 June 17, 2020
 Trigger Source Geo: 0.510 mm/s
 Range Geo: 254.0 mm/s
 Record Time 4.25 sec (Auto=3Sec) at 1024 sps

Notes

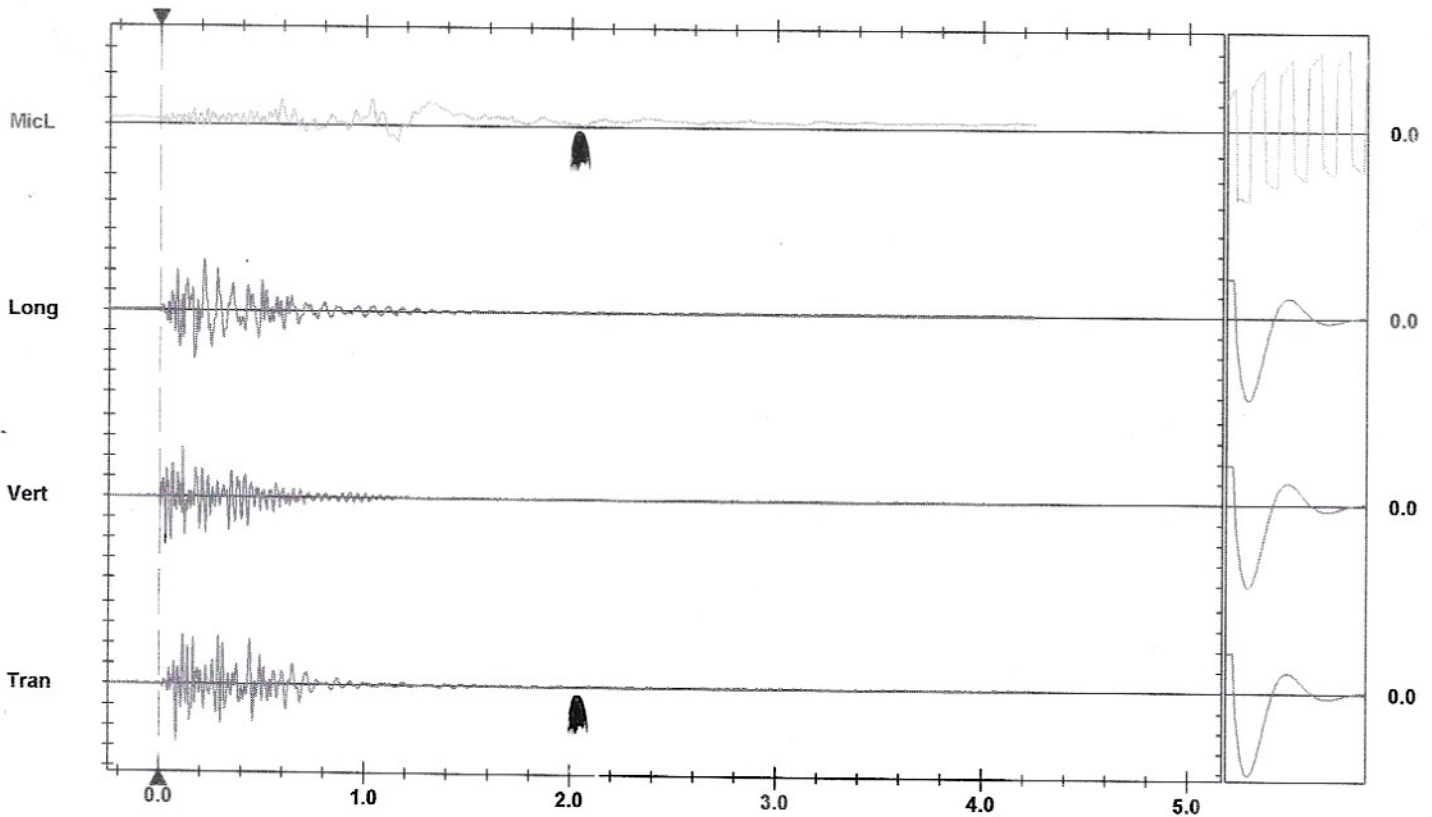
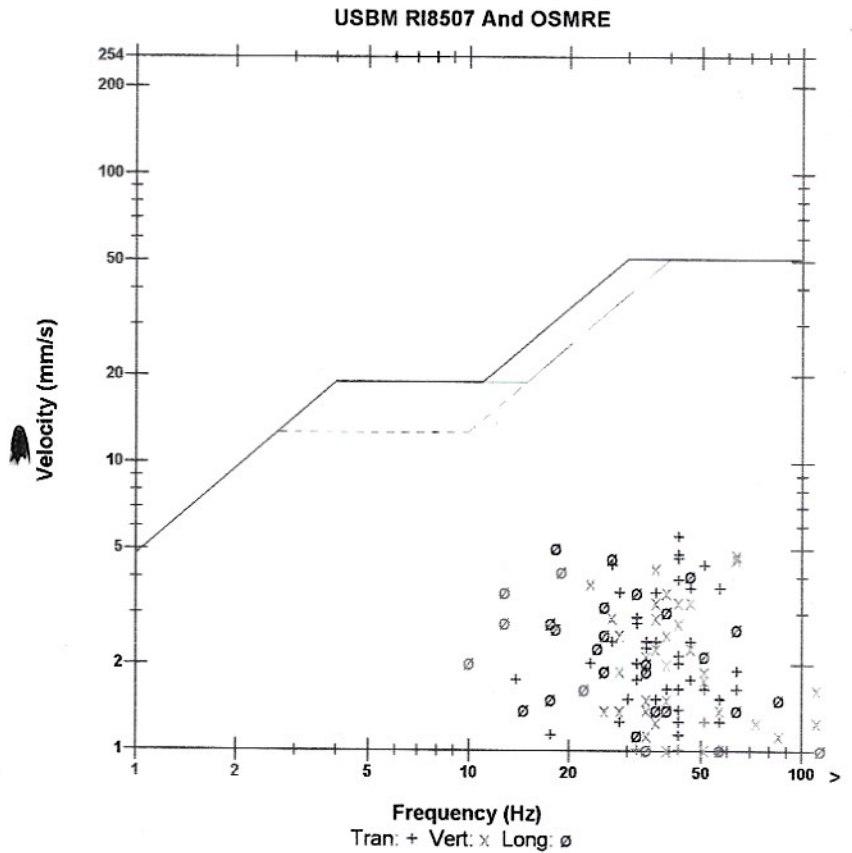
Serial Number BE13017 V 10.60-8.17 MiniMate Plus
 Battery Level 6.2 Volts
 Unit Calibration June 17, 2019 by Datum Monitoring
 File Name TEMP.EVT
 Post Event Notes
 Shillelagh Qrys.
 Location-Cullens

Extended Notes

Microphone Linear Weighting
 PSPL 114.4 dB(L) at 1.025 sec
 ZC Freq 3.0 Hz
 Channel Test Passed (Freq = 19.7 Hz Amp = 653 mv)

	Tran	Vert	Long	
PPV	5.588	4.826	5.080	mm/s
ZC Freq	43	64	18	Hz
Time (Rel. to Trig)	0.082	0.111	0.213	sec
Peak Acceleration	0.159	0.225	0.133	g
Peak Displacement	0.025	0.017	0.037	mm
Sensor Check	Passed	Passed	Passed	
Frequency	7.3	7.4	7.3	Hz
Overswing Ratio	4.1	3.8	4.1	

Peak Vector Sum 6.966 mm/s at 0.082 sec



Time Scale: 0.20 sec/div Amplitude Scale: Geo: 2.000 mm/s/div Mic: 10.000 pa (L)/div
 Trigger =

Sensor Check

Date/Time Vert at 13:54:46 July 9, 2020
 Trigger Source Geo: 0.510 mm/s
 Range Geo: 254.0 mm/s
 Record Time 4.75 sec (Auto=3Sec) at 1024 sps

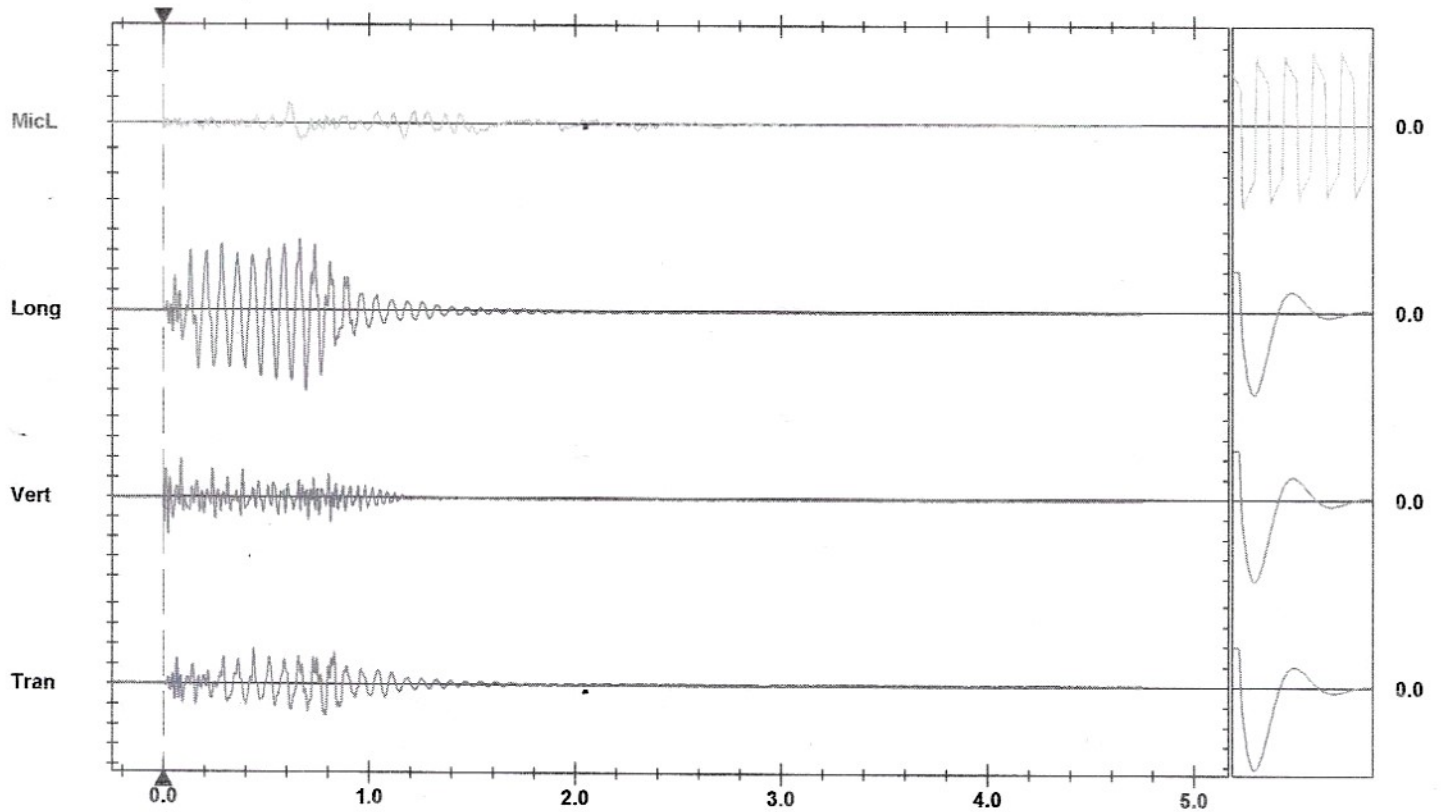
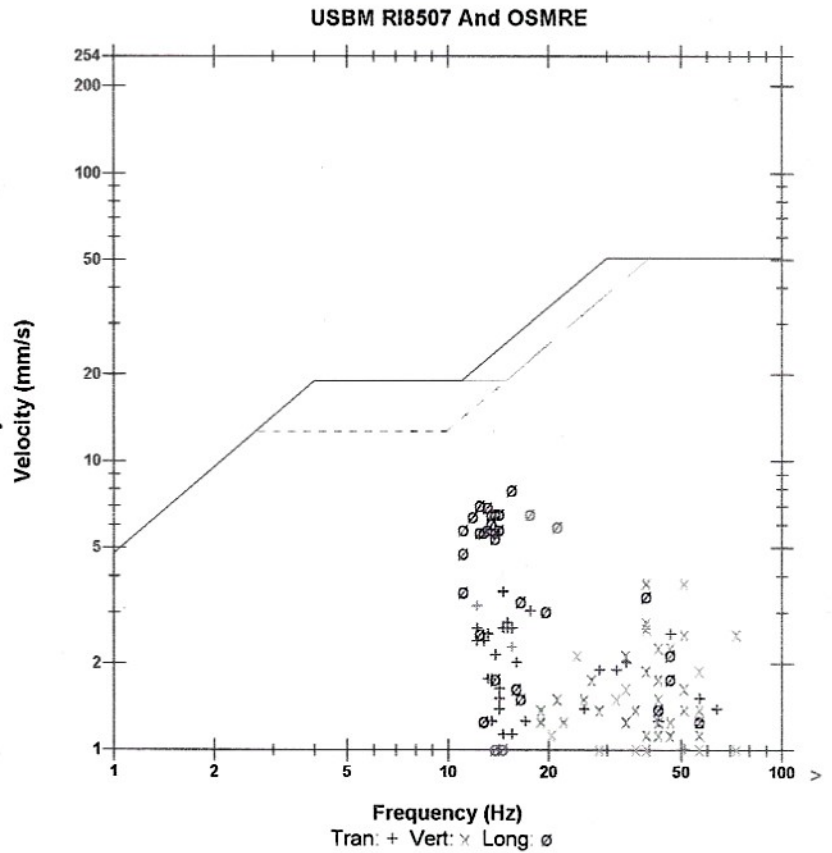
Serial Number BE11802 V 10.72-8.17 MiniMate Plus
 Battery Level 6.3 Volts
 Unit Calibration June 11, 2020 by Datum Monitoring
 File Name M802JD5.BA0
 Post Event Notes
 Shillelagh Qrys
 Location-Cullens residence

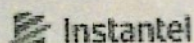
Notes
 Location:
 Client:
 User Name:
 General:

Microphone Linear Weighting
 PSPL 112.3 dB(L) at 0.612 sec
 ZC Freq 10 Hz
 Channel Test Passed (Freq = 20.1 Hz Amp = 665 mv)

	Tran	Vert	Long	
PPV	3.556	3.810	8.001	mm/s
ZC Freq	15	51	16	Hz
Time (Rel. to Trig)	0.438	0.022	0.690	sec
Peak Acceleration	0.080	0.159	0.106	g
Peak Displacement	0.036	0.014	0.078	mm
Sensor Check	Passed	Passed	Passed	
Frequency	7.2	7.5	7.6	Hz
Overswing Ratio	4.1	3.7	4.1	

Peak Vector Sum 8.059 mm/s at 0.692 sec





Event Report

Date/Time: Vert at 13:03:33 October 21, 2020
Trigger Source: Geo. 1.510 mm/s
Range: Geo. 254.0 mm/s
Record Time: 3.75 sec (Auto-3Sec) at 1024 sps

Notes

Serial Number: 0E13017V 10-60-8-17 Min/Male Plus
Battery Level: 8.2 Volts
Unit Calibration: July 10, 2020 by Datum Monitoring
File Name: ---TEMP.EVT
Post Event Notes:
Shot/Tag Chgs:
Location/Gr Photo:
Blast 2:
Note: Blast not resulted in Non-Trigger event.

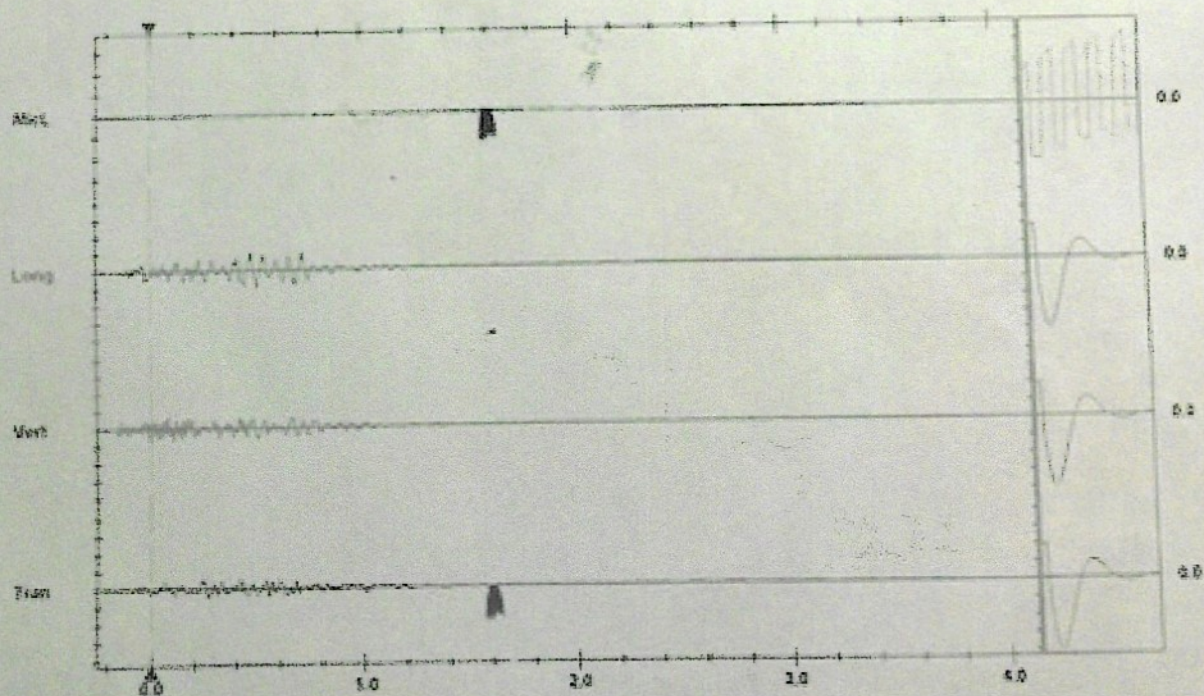
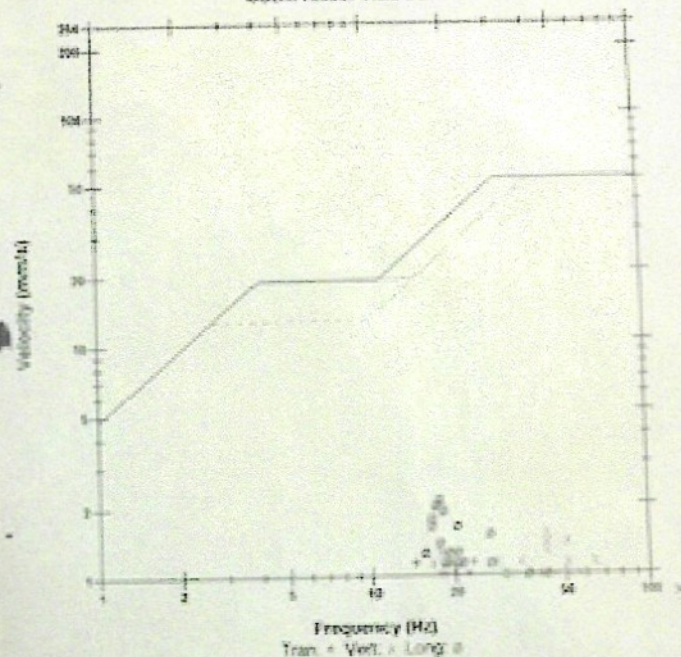
Extended Notes

Microphone: Linear Weighting
PSPL: 109.5 dB(L) at 0.997 sec
ZC Freq: 2.7 Hz
Channel Test: Passed (Freq = 19.7 Hz Amp = 668 mv)

	Trans	Vert	Long	
PPV	1.143	1.524	2.159	mm/s
ZC Freq	14	43	18	Hz
Time (Ref. to Trigg)	0.248	0.000	0.475	sec
Peak Acceleration	0.027	0.053	0.040	g
Peak Displacement	0.012	0.012	0.018	mm
Sensor Check	Passed	Passed	Passed	
Frequency	7.3	7.3	7.2	Hz
Overswing Ratio	4.1	3.6	4.1	

Peak Vector Sum: 2.307 mm/s at 0.475 sec

USBM R1850T And OSMRE



Time Scale: 0.20 sec/div Amplitude Scale: Geo. 2.000 mm/s/div (Geo. 10.000 mm/s/div)
Trigger =

Sensor Check

Date/Time: Wed at 13:04:11 October 21, 2020
 Trigger Source: Geo: 0.010 mm/s
 Range: Geo: 254.0 mm/s
 Record Time: 4.25 sec (Action 3Sec) at 1024 sps

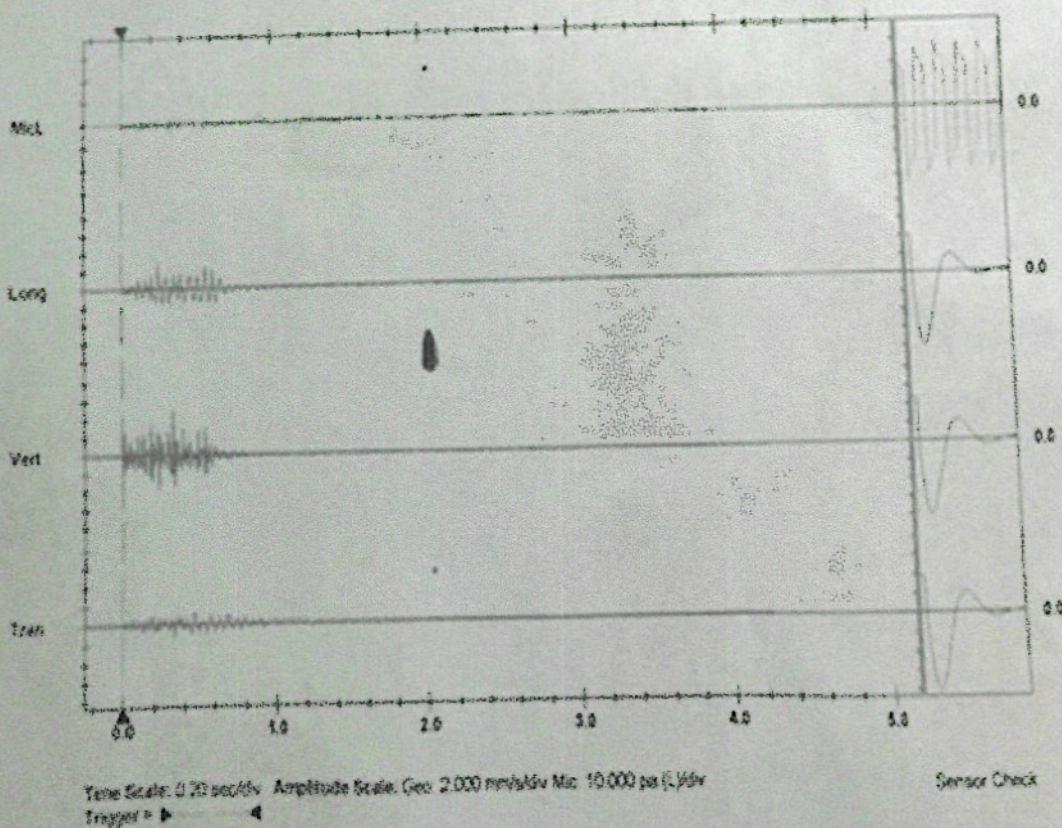
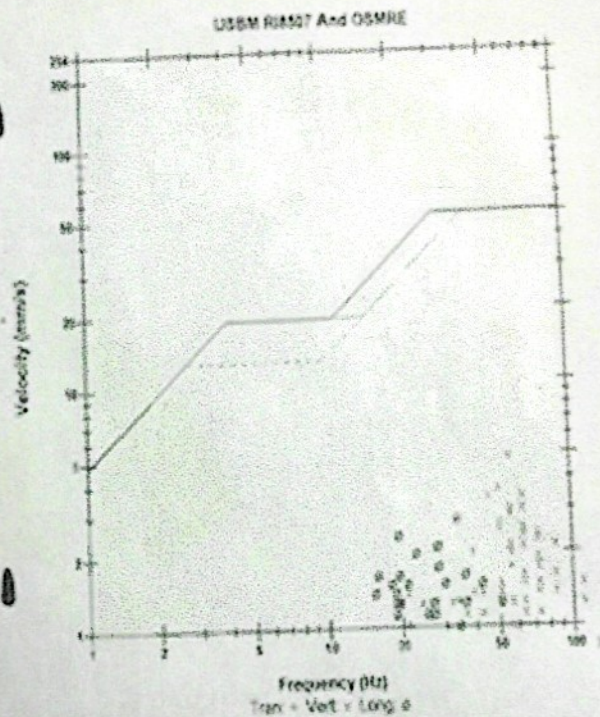
Notes:
 Location:
 Client:
 User Name:
 Operator:

Serial Number: BE11802 V 10 72-8 17 MiniMate Plus
 Battery Level: 6.1 Volts
 Unit Calibration: June 11, 2020 by Datum Monitoring
 File Name: TEMP EV1
 Post Event Notes:
 Shilohs Crs
 Location: Cullen
 Blast 1

Microphone: Linear Weighting
 PSD: 106.0 dB(1) at 0.333 sec
 2C Freq: 64 Hz
 Channel Test: Passed (Freq = 20.1 Hz Amp = 650 mv)

	Tran	Vert	Long	
PPV	1.270	4.053	2.794	mm/s
2C Freq	34	57	34	Hz
Time (Rel. to Trig)	0.333	0.333	0.240	sec
Peak Acceleration	0.040	0.159	0.066	g
Peak Displacement	0.011	0.014	0.015	mm
Sensor Check	Passed	Passed	Passed	
Frequency	7.3	7.5	7.5	Hz
Oversewing Ratio	4.0	3.7	4.3	

Peak Vector Sum: 5.153 mm/s at 0.333 sec



Date/Time Vert at 13:58:34 November 5, 2020
 Trigger Source Geo: 1.510 mm/s
 Range Geo: 254.0 mm/s
 Record Time 3.25 sec (Auto=3Sec) at 1024 sps

Serial Number BE13017 V 10.60-8.17 MiniMate Plus
 Battery Level 6.2 Volts
 Unit Calibration July 10, 2020 by Datum Monitoring
 File Name TEMP.EVT
 Post Event Notes
 Shillelagh Qrys
 Location-Phibbs residence
 Blast 1

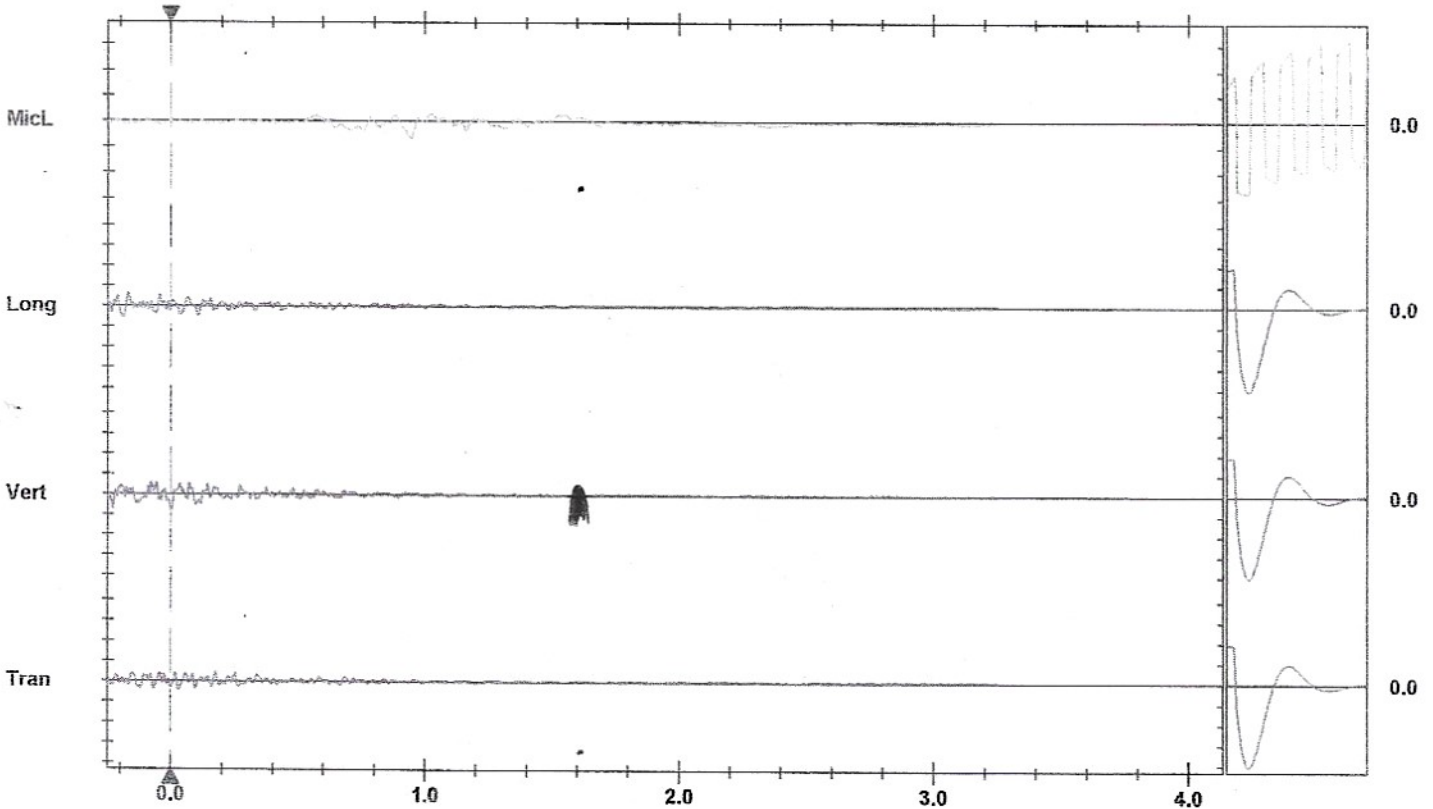
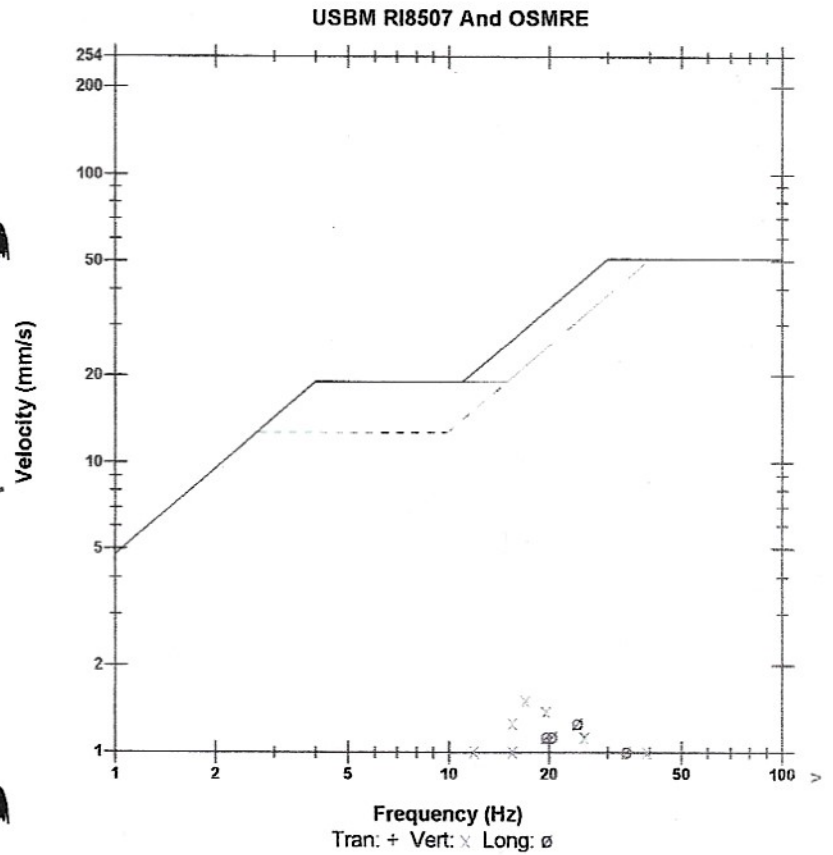
Notes

Extended Notes

Microphone Linear Weighting
 PSPL 110.2 dB(L) at 0.937 sec
 ZC Freq 7.3 Hz
 Channel Test Passed (Freq = 19.7 Hz Amp = 685 mv)

	Tran	Vert	Long	
PPV	0.889	1.524	1.270	mm/s
ZC Freq	28	17	24	Hz
Time (Rel. to Trig)	0.031	0.000	-0.172	sec
Peak Acceleration	0.027	0.040	0.027	g
Peak Displacement	0.007	0.012	0.010	mm
Sensor Check	Passed	Passed	Passed	
Frequency	7.3	7.3	7.2	Hz
Overswing Ratio	4.2	3.8	4.2	

Peak Vector Sum 1.651 mm/s at 0.000 sec



Time Scale: 0.20 sec/div Amplitude Scale: Geo: 2.000 mm/s/div Mic: 10.000 pa.(L)/div
 Trigger =

Sensor Check



Event Report

Date/Time Vert at 13:25:07 December 11, 2020
Trigger Source Geo: 0.510 mm/s
Range Geo: 254.0 mm/s
Record Time 4.25 sec (Auto=3Sec) at 1024 sps

Notes

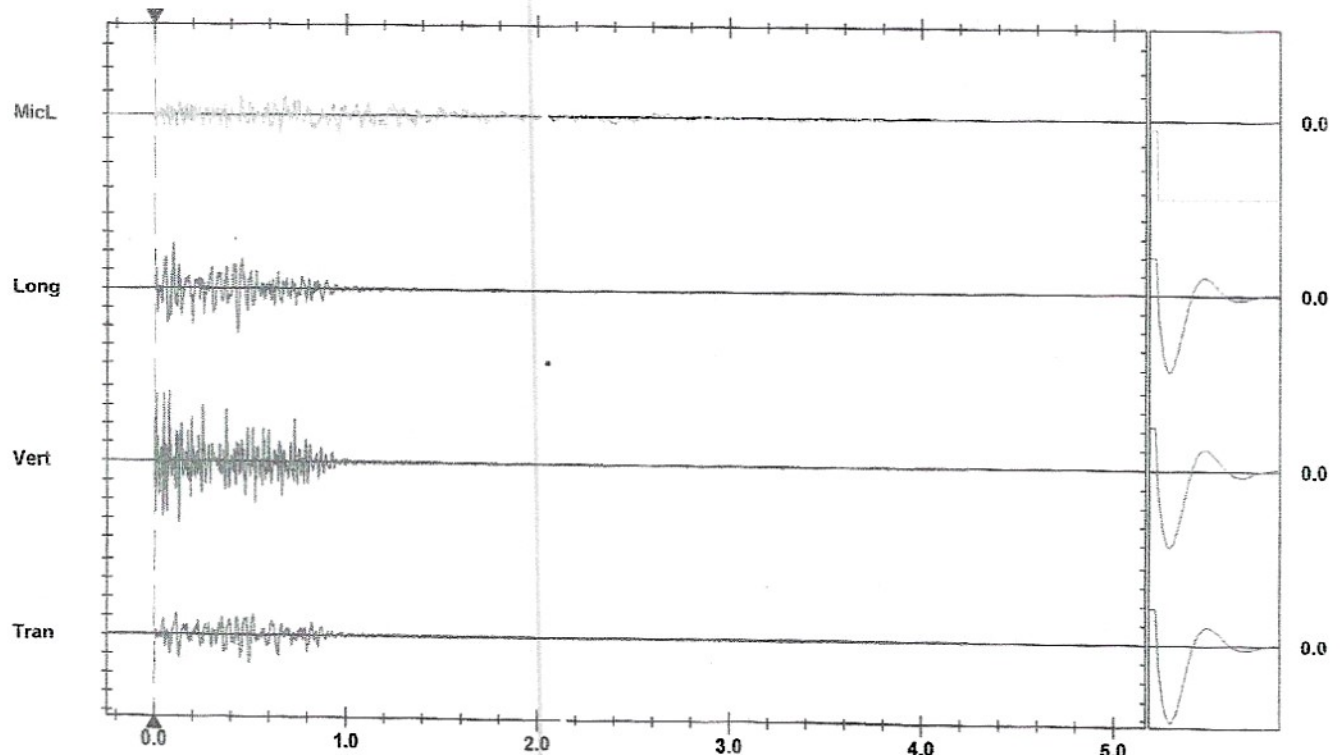
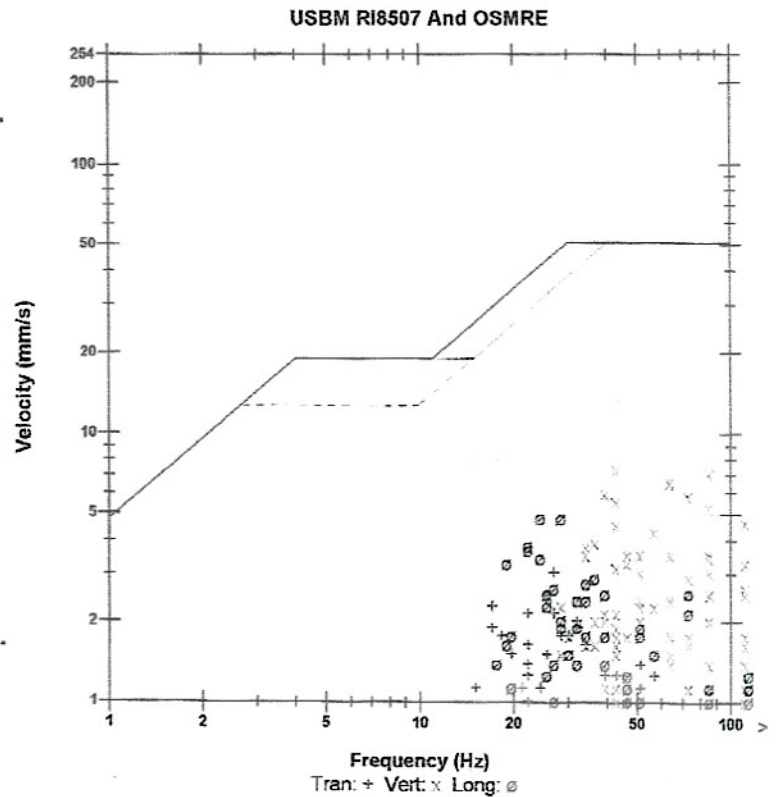
Location:
Client:
User Name:
General:

Microphone Linear Weighting
PSPL 111.8 dB(L) at 0.450 sec
ZC Freq 39 Hz
Channel Test Check (Freq = 0.0 Hz Amp = 0 mv)

	Tran	Vert	Long	
PPV	3.048	7.366	4.826	mm/s
ZC Freq	27	43	28	Hz
Time (Rel. to Trig)	0.493	0.075	0.095	sec
Peak Acceleration	0.080	0.398	0.146	g
Peak Displacement	0.018	0.017	0.028	mm
Sensor Check	Passed	Passed	Passed	
Frequency	7.2	7.6	7.7	Hz
Overswing Ratio	4.2	3.7	4.2	

Peak Vector Sum 7.609 mm/s at 0.075 sec

Serial Number BE11802 V 10.72-8.17 MiniMate Plus
Battery Level 6.2 Volts
Unit Calibration June 11, 2020 by Datum Monitoring
File Name _TEMP.EVT
Post Event Notes
Shillelagh Qrys
Location-Anne Cullens



Date/Time Long at 13:26:38 December 11, 2020
 Trigger Source Geo: 1.510 mm/s
 Range Geo: 254.0 mm/s
 Record Time 3.75 sec (Auto=3Sec) at 1024 sps

Notes

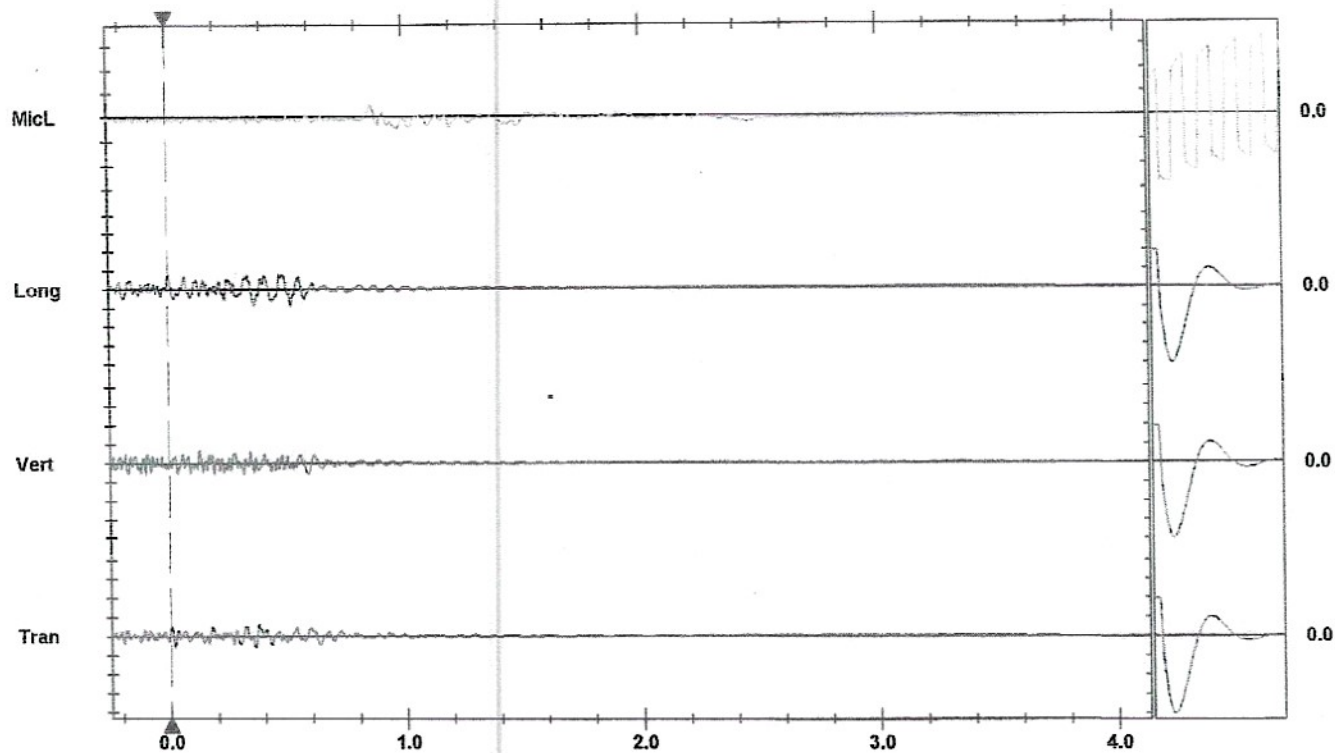
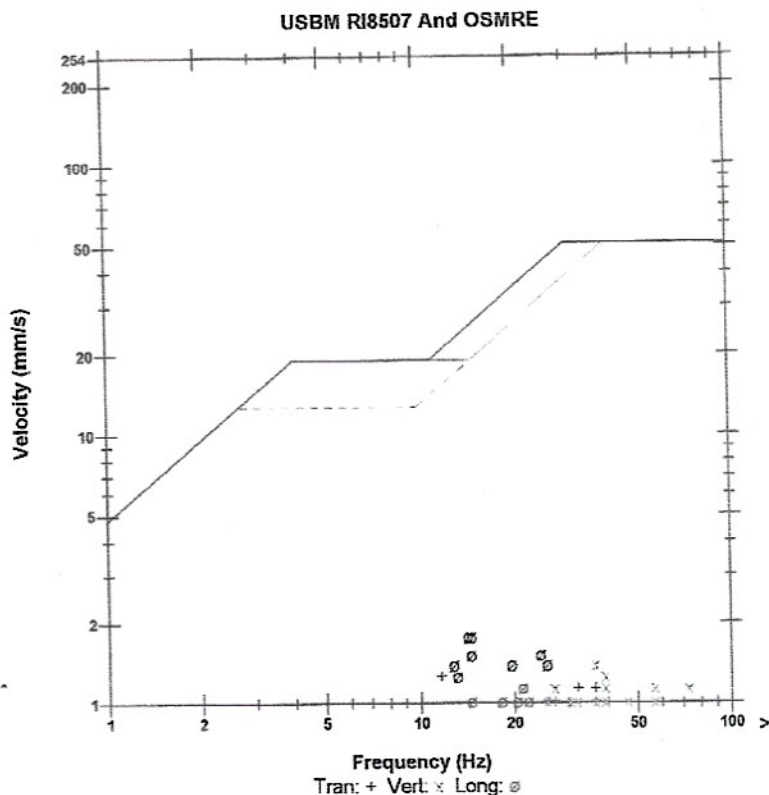
Serial Number BE13017 V 10.60-8.17 MiniMate Plus
 Battery Level 6.2 Volts
 Unit Calibration July 10, 2020 by Datum Monitoring
 File Name TEMP.EVT
 Post Event Notes
 Shillelagh Qrys
 Location-Phibbs

Extended Notes

Microphone Linear Weighting
 PSPL 108.0 dB(L) at 0.975 sec
 ZC Freq 4.0 Hz
 Channel Test Passed (Freq = 19.7 Hz Amp = 705 mv)

	Tran	Vert	Long	
PPV	1.270	1.397	1.778	mm/s
ZC Freq	12	37	15	Hz
Time (Rel. to Trig)	0.372	0.127	0.364	sec
Peak Acceleration	0.027	0.053	0.040	g
Peak Displacement	0.013	0.009	0.019	mm
Sensor Check	Passed	Passed	Passed	
Frequency	7.3	7.3	7.2	Hz
Overswing Ratio	4.1	3.8	4.2	

Peak Vector Sum 1.959 mm/s at 0.360 sec



Time Scale: 0.20 sec/div Amplitude Scale: Geo: 2.000 mm/s/div Mic: 10.000 pa.(L)/div

Sensor Check

Date/Time Vert at 12:27:00 January 19, 2021
 Trigger Source Geo: 0.510 mm/s
 Range Geo: 254.0 mm/s
 Record Time 3.25 sec (Auto=3Sec) at 1024 sps

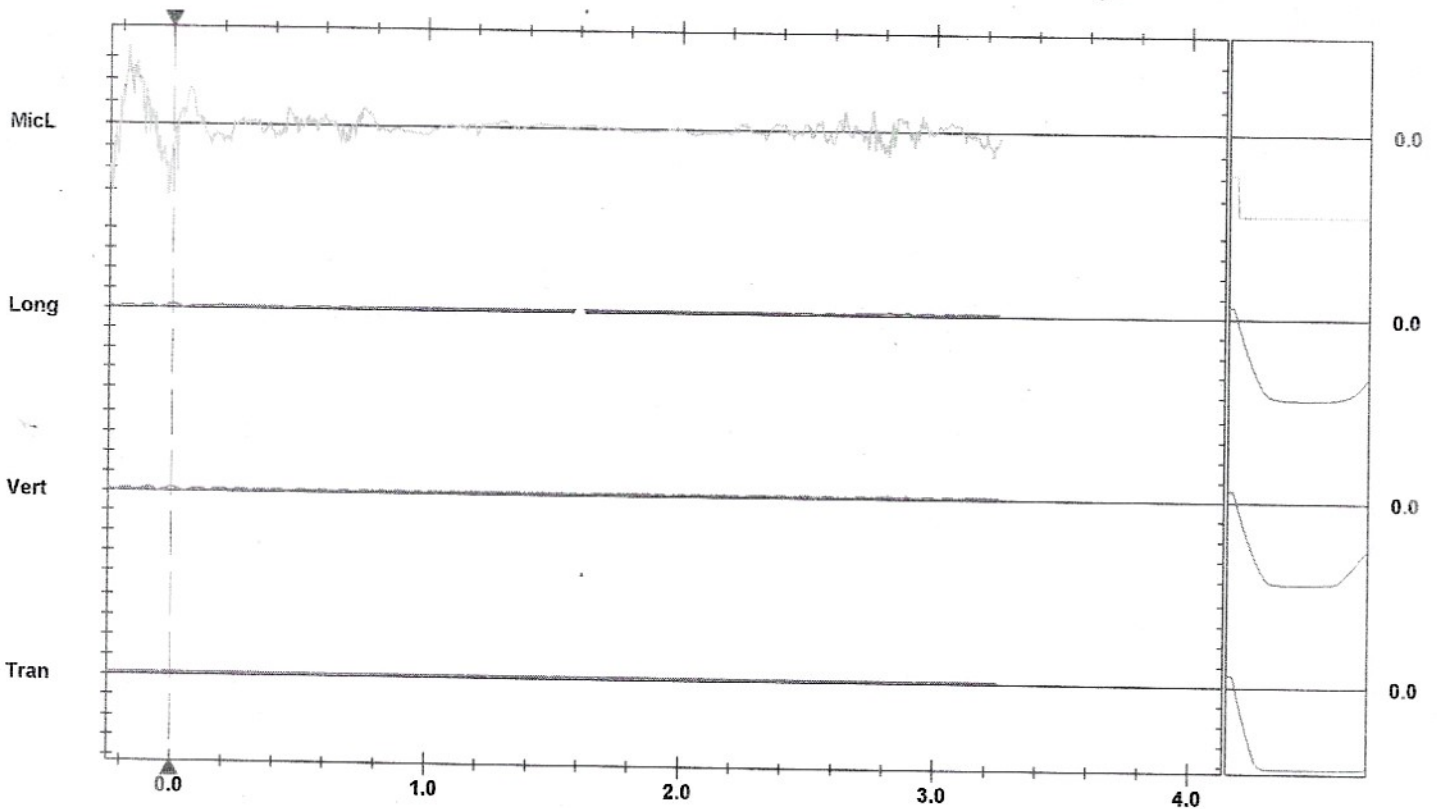
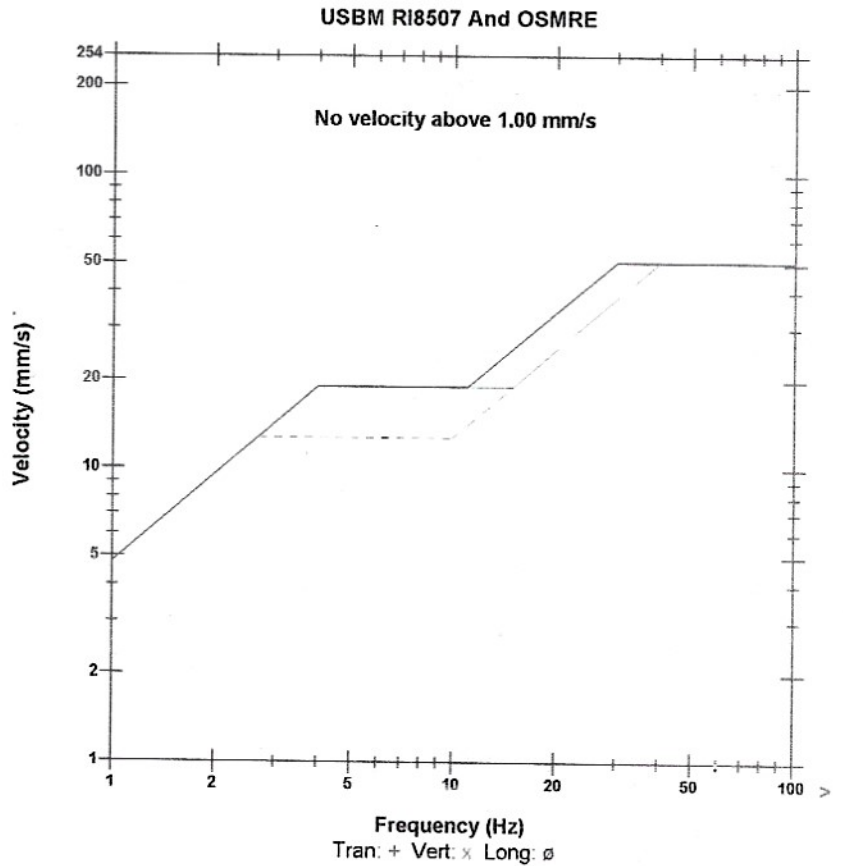
Serial Number BE11802 V 10.72-8.17 MiniMate Plus
 Battery Level 6.3 Volts
 Unit Calibration June 11, 2020 by Datum Monitoring
 File Name M802ITCA.L00
 Post Event Notes
 Shillelagh Qrys
 Location-Cullens

Notes
 Location:
 Client:
 User Name:
 General:

Microphone Linear Weighting
 PSPL 125.0 dB(L) at -0.179 sec
 ZC Freq 5.1 Hz
 Channel Test Check (Freq = 0.0 Hz Amp = 0 mv)

	Tran	Vert	Long	
PPV	0.254	0.508	0.381	mm/s
ZC Freq	N/A	11	16	Hz
Time (Rel. to Trig)	-0.250	0.000	-0.096	sec
Peak Acceleration	0.013	0.013	0.013	g
Peak Displacement	0.003	0.008	0.008	mm
Sensor Check	Check	Check	Check	
Frequency	2.2	2.2	2.2	Hz
Overswing Ratio	2031.0	2032.0	2030.0	

Peak Vector Sum 0.684 mm/s at 0.000 sec
 N/A: Not Applicable



Time Scale: 0.20 sec/div Amplitude Scale: Geo: 2.000 mm/s/div Mic: 10.000 pa.(L)/div
 Trigger =

Sensor Check

Date/Time Vert at 12:52:34 February 16, 2021
 Trigger Source Geo: 1.510 mm/s
 Range Geo: 254.0 mm/s
 Record Time 3.25 sec (Auto=3Sec) at 1024 sps

Notes

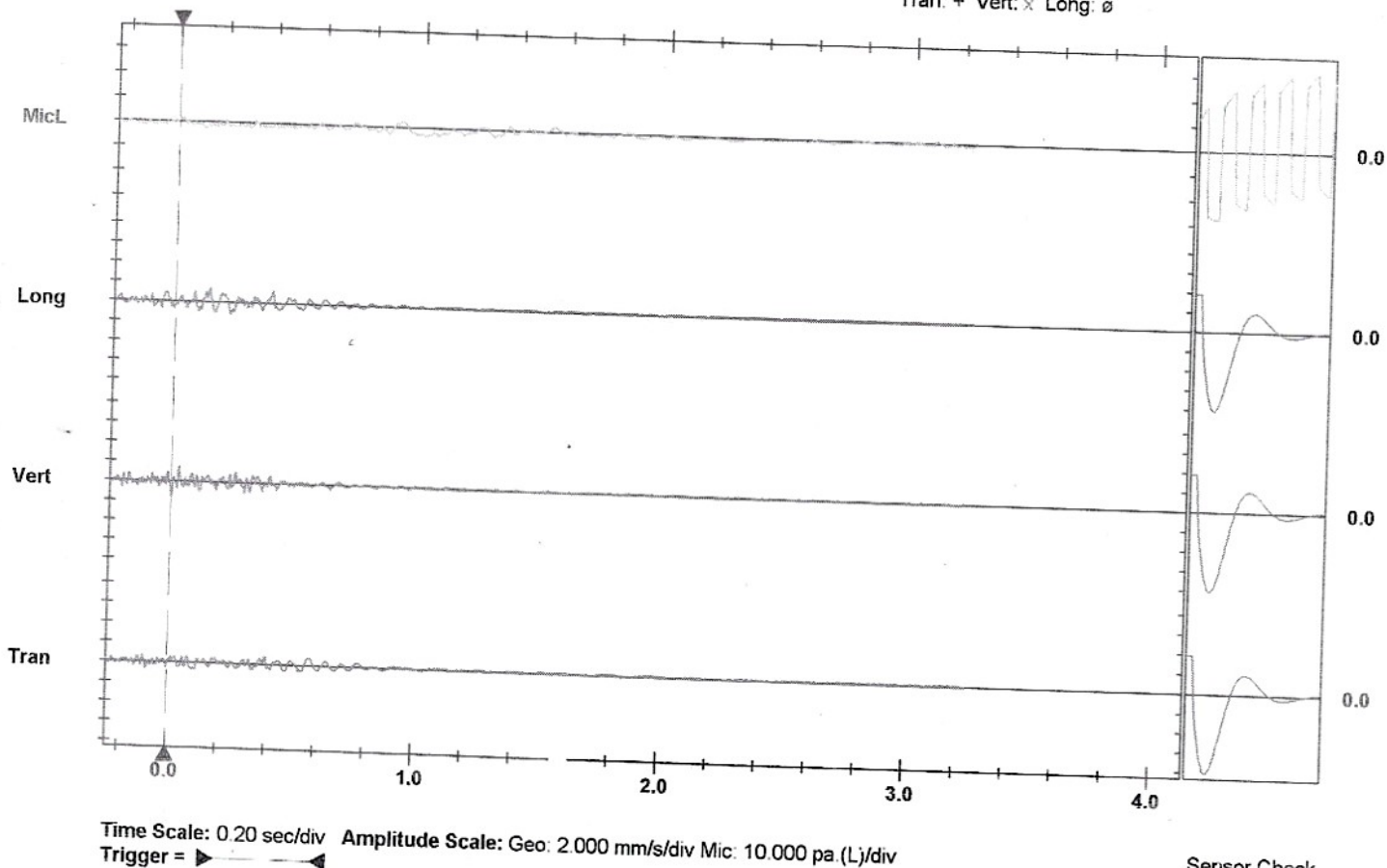
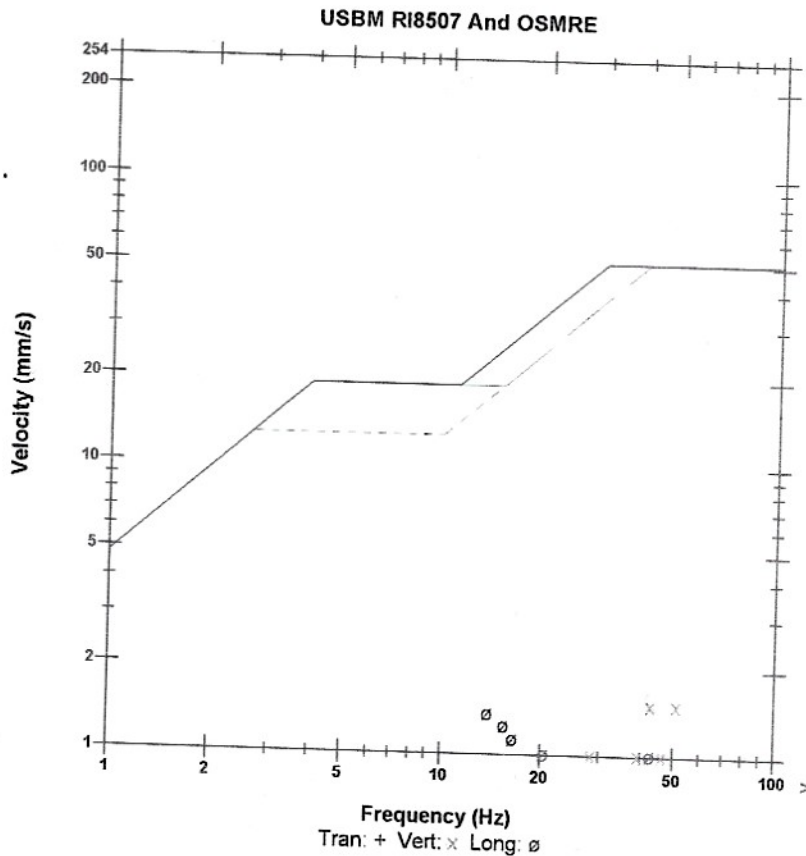
Serial Number BE13017 V 10.60-8.17 MiniMate Plus
 Battery Level 6.2 Volts
 Unit Calibration July 10, 2020 by Datum Monitoring
 File Name 0017IUS6.FM0
 Post Event Notes
 Shillelagh Qrys
 Location-Phibbs

Extended Notes

Microphone Linear Weighting
 PSPL 104.2 dB(L) at 1.000 sec
 ZC Freq 2.9 Hz
 Channel Test Passed (Freq = 20.1 Hz Amp = 695 mv)

	Tran	Vert	Long	
PPV	0.762	1.524	1.397	mm/s
ZC Freq	39	51	14	Hz
Time (Rel. to Trig)	0.397	0.000	0.138	sec
Peak Acceleration	0.027	0.053	0.027	g
Peak Displacement	0.009	0.005	0.012	mm
Sensor Check	Passed	Passed	Passed	
Frequency	7.4	7.4	7.3	Hz
Overswing Ratio	4.1	3.8	4.2	

Peak Vector Sum 1.606 mm/s at 0.030 sec



Date/Time Vert at 12:59:39 February 16, 2021
 Trigger Source Geo: 0.510 mm/s
 Range Geo: 254.0 mm/s
 Record Time 3.75 sec (Auto=3Sec) at 1024 sps

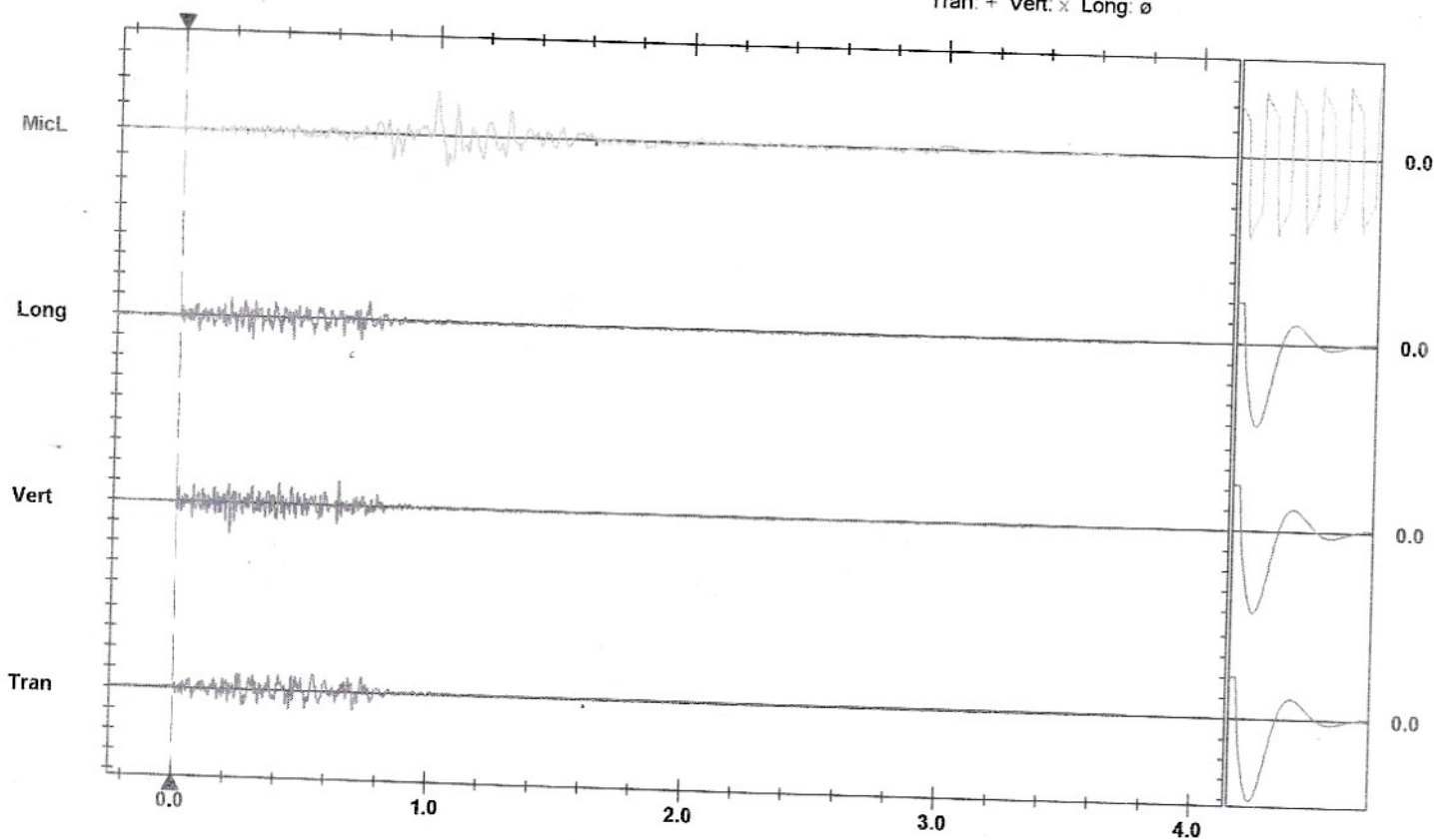
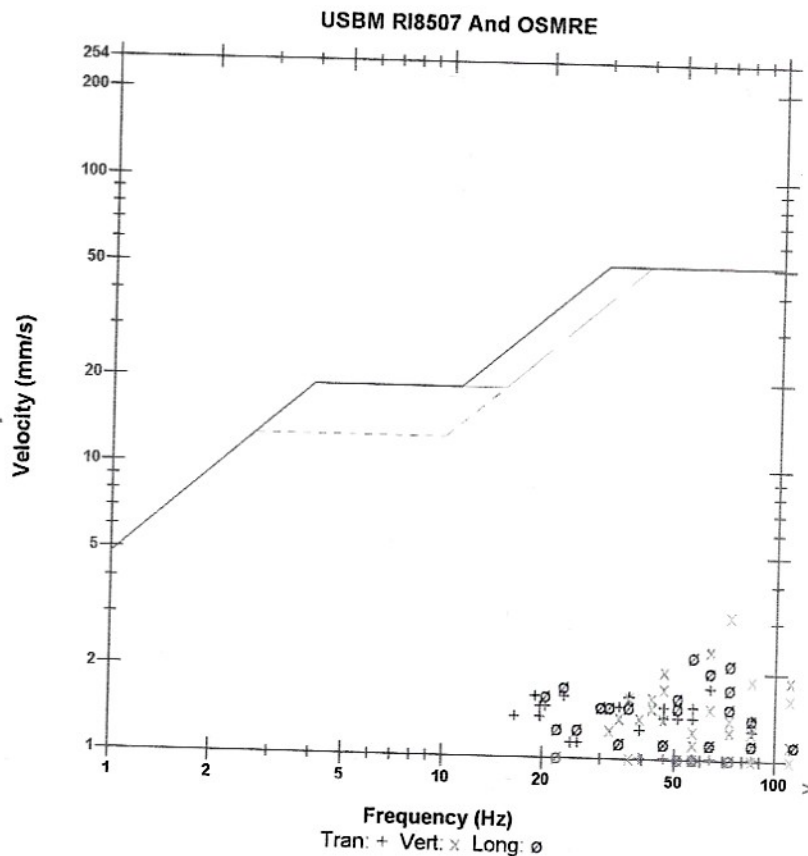
Serial Number BE11802 V 10.72-8.17 MiniMate Plus
 Battery Level 6.2 Volts
 Unit Calibration June 11, 2020 by Datum Monitoring
 File Name M802IUS6.RF0
 Post Event Notes
 Shillelagh Qrys
 Location-Cullens

Notes
 Location:
 Client:
 User Name:
 General:

Microphone Linear Weighting
 PSPL 118.6 dB(L) at 0.993 sec
 ZC Freq 12 Hz
 Channel Test Passed (Freq = 20.1 Hz Amp = 632 mv)

	Tran	Vert	Long	
PPV	1.778	3.175	2.286	mm/s
ZC Freq	64	73	57	Hz
Time (Rel. to Trig)	0.458	0.210	0.284	sec
Peak Acceleration	0.093	0.133	0.093	g
Peak Displacement	0.012	0.006	0.010	mm
Sensor Check	Passed	Passed	Passed	
Frequency	7.4	7.5	7.7	Hz
Overswing Ratio	4.1	3.7	4.2	

Peak Vector Sum 3.300 mm/s at 0.210 sec



Time Scale: 0.20 sec/div Amplitude Scale: Geo: 2.000 mm/s/div Mic: 10.000 pa (L)/div
 Trigger =

Sensor Check

Date/Time Vert at 12:12:57 March 22, 2021
 Trigger Source Geo: 0.510 mm/s
 Range Geo: 254.0 mm/s
 Record Time 3.75 sec (Auto=3Sec) at 1024 sps

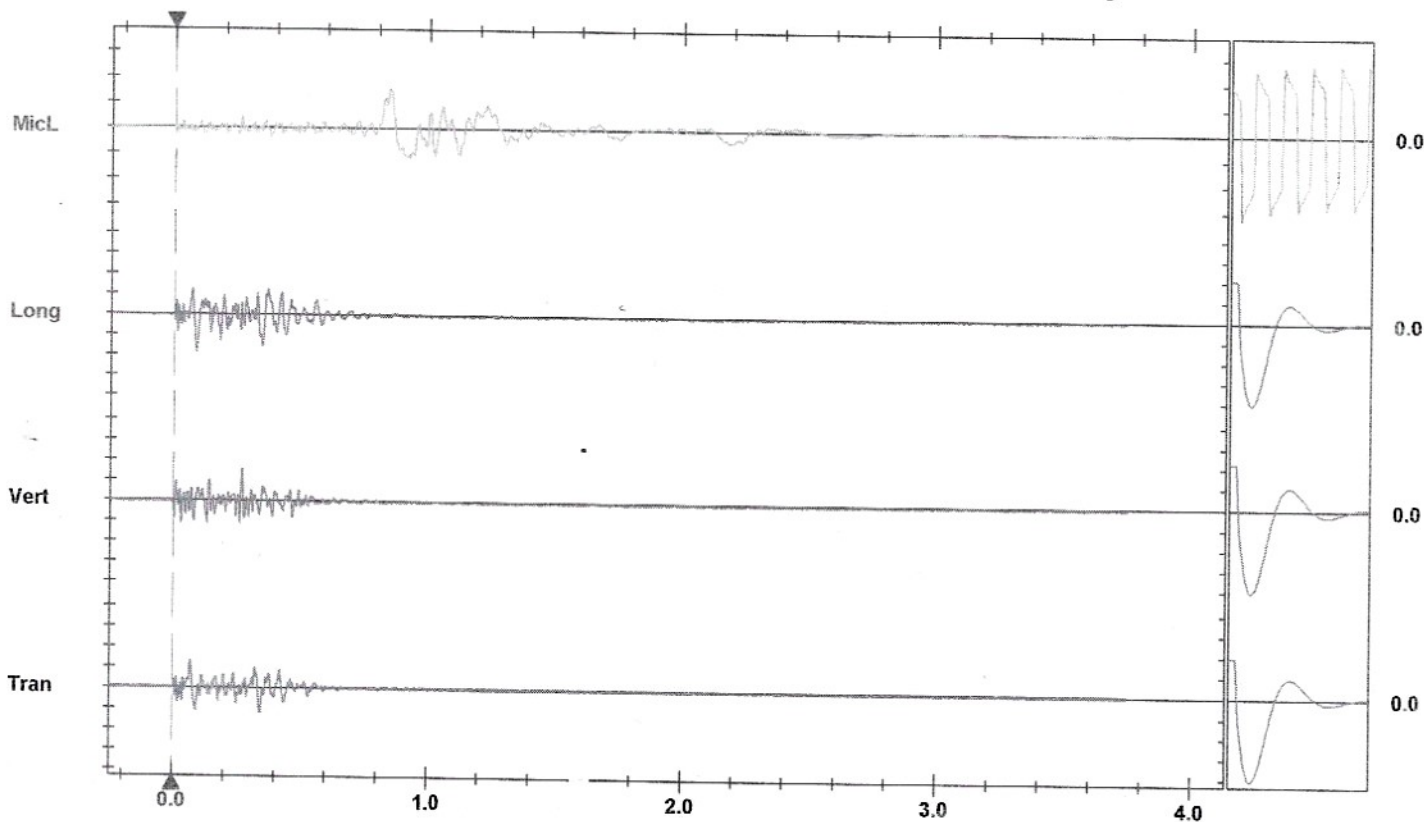
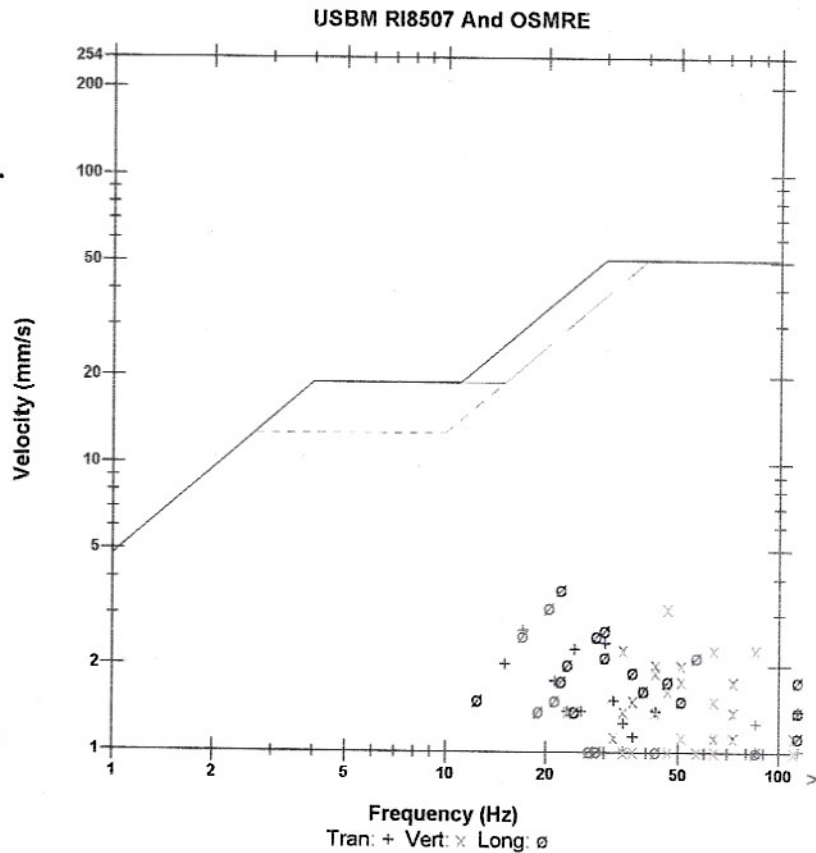
Serial Number BE11802 V 10.72-8.17 MiniMate Plus
 Battery Level 6.3 Volts
 Unit Calibration June 11, 2020 by Datum Monitoring
 File Name M802IWJ3.9L0
 Post Event Notes
 Shillelagh Qrys
 Location-Cullens

Notes
 Location:
 Client:
 User Name:
 General:

Microphone Linear Weighting
 PSPL 118.1 dB(L) at 0.841 sec
 ZC Freq 7.3 Hz
 Channel Test Passed (Freq = 20.1 Hz Amp = 637 mv)

	Tran	Vert	Long	
PPV	2.667	3.175	3.683	mm/s
ZC Freq	17	47	22	Hz
Time (Rel. to Trig)	0.069	0.269	0.086	sec
Peak Acceleration	0.080	0.106	0.106	g
Peak Displacement	0.017	0.010	0.025	mm
Sensor Check	Passed	Passed	Passed	
Frequency	7.3	7.6	7.6	Hz
Overswing Ratio	4.1	3.7	4.3	

Peak Vector Sum 4.191 mm/s at 0.089 sec



Time Scale: 0.20 sec/div Amplitude Scale: Geo: 2.000 mm/s/div Mic: 10.000 pa (L)/div
 Trigger =

Sensor Check

Date/Time Long at 12:15:07 March 22, 2021
 Trigger Source Geo: 1.510 mm/s
 Range Geo: 254.0 mm/s
 Record Time 3.25 sec (Auto=3Sec) at 1024 sps

Notes

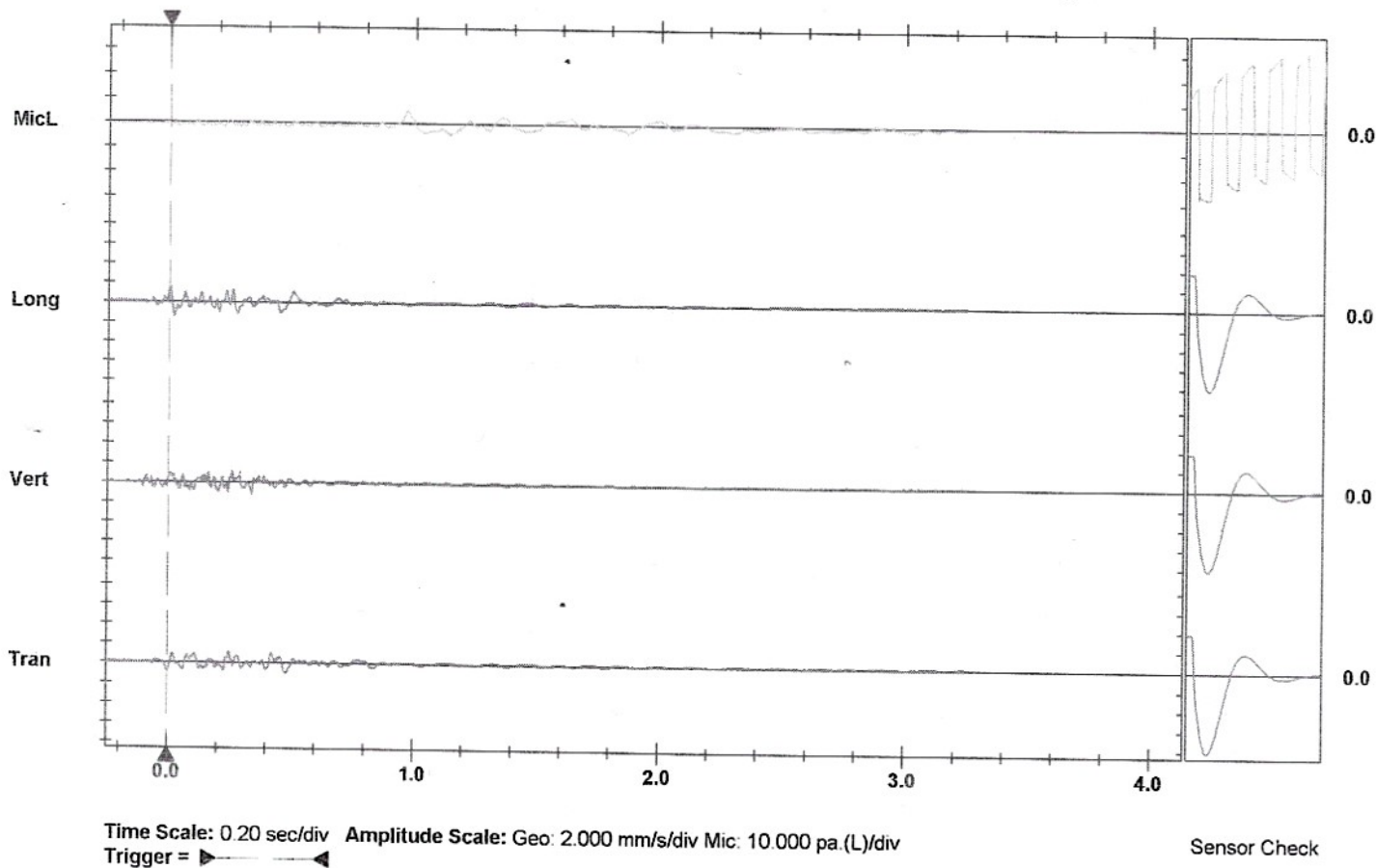
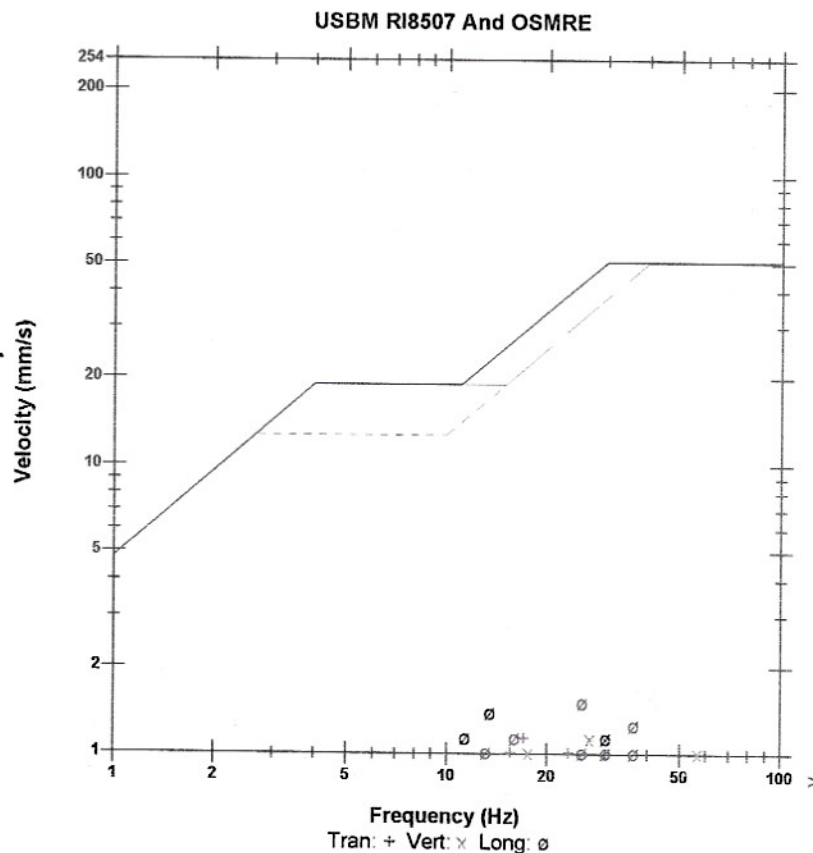
Serial Number BE13017 V 10.60-8.17 MiniMate Plus
 Battery Level 6.2 Volts
 Unit Calibration July 10, 2020 by Datum Monitoring
 File Name 0017IWJ3.D70
 Post Event Notes
 Shillelagh Qrys
 Location-Phibbs

Extended Notes

Microphone Linear Weighting
 PSPL 108.0 dB(L) at 0.960 sec
 ZC Freq 8.3 Hz
 Channel Test Passed (Freq = 20.1 Hz Amp = 682 mv)

	Tran	Vert	Long	
PPV	1.143	1.143	1.524	mm/s
ZC Freq	17	27	26	Hz
Time (Rel. to Trig)	0.250	0.259	0.000	sec
Peak Acceleration	0.027	0.040	0.027	g
Peak Displacement	0.014	0.009	0.014	mm
Sensor Check	Passed	Passed	Passed	
Frequency	7.4	7.4	7.3	Hz
Overswing Ratio	4.1	3.8	4.2	

Peak Vector Sum 1.823 mm/s at 0.019 sec



Date/Time Vert at 11:58:35 April 6, 2021
 Trigger Source Geo: 0.510 mm/s
 Range Geo: 254.0 mm/s
 Record Time 4.25 sec (Auto=3Sec) at 1024 sps

Serial Number BE13017 V 10.60-8.17 MiniMate Plus
 Battery Level 6.1 Volts
 Unit Calibration July 10, 2020 by Datum Monitoring
 File Name 0017IXAU.LN0
 Post Event Notes
 Shillelagh Qrys
 Location-Cullens

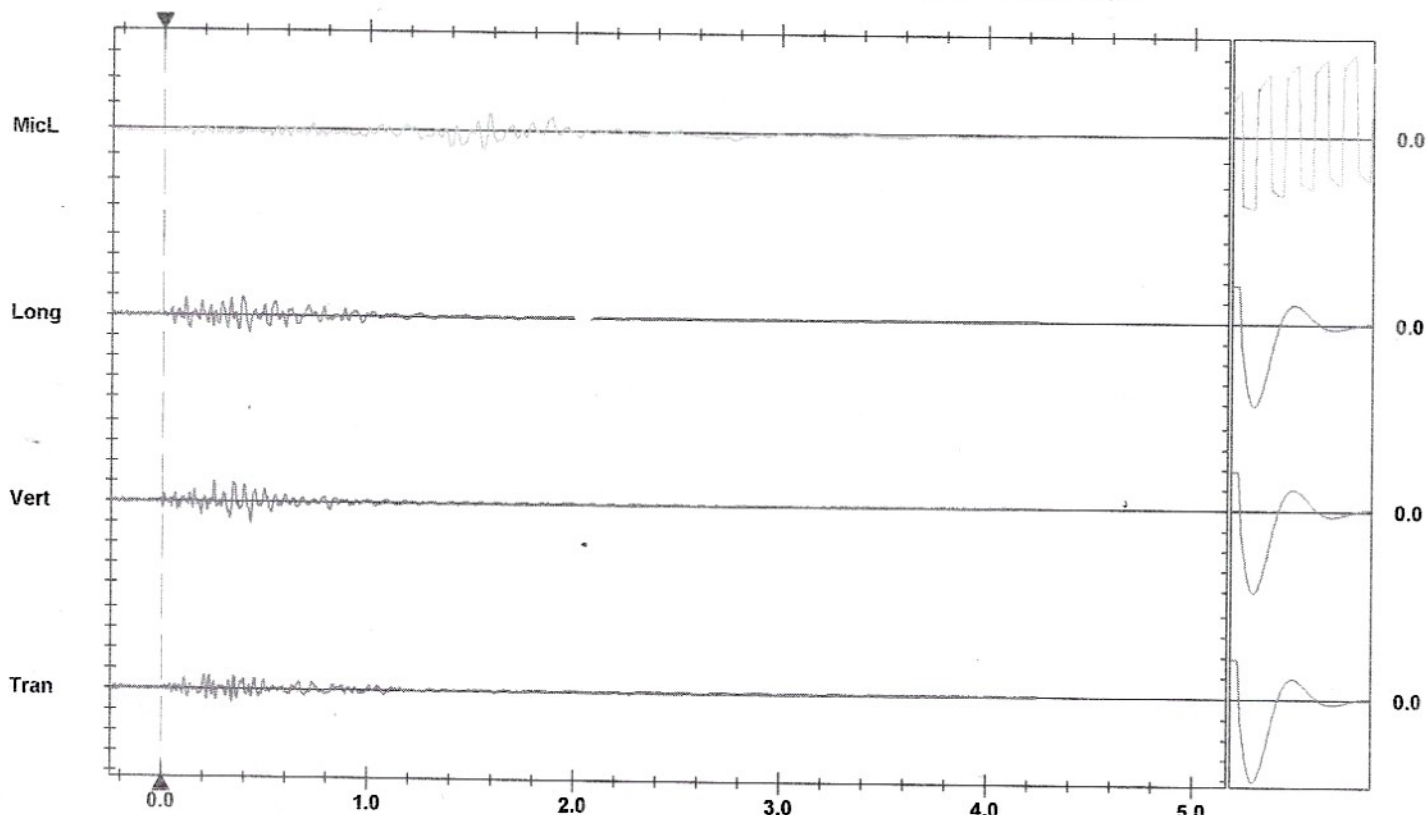
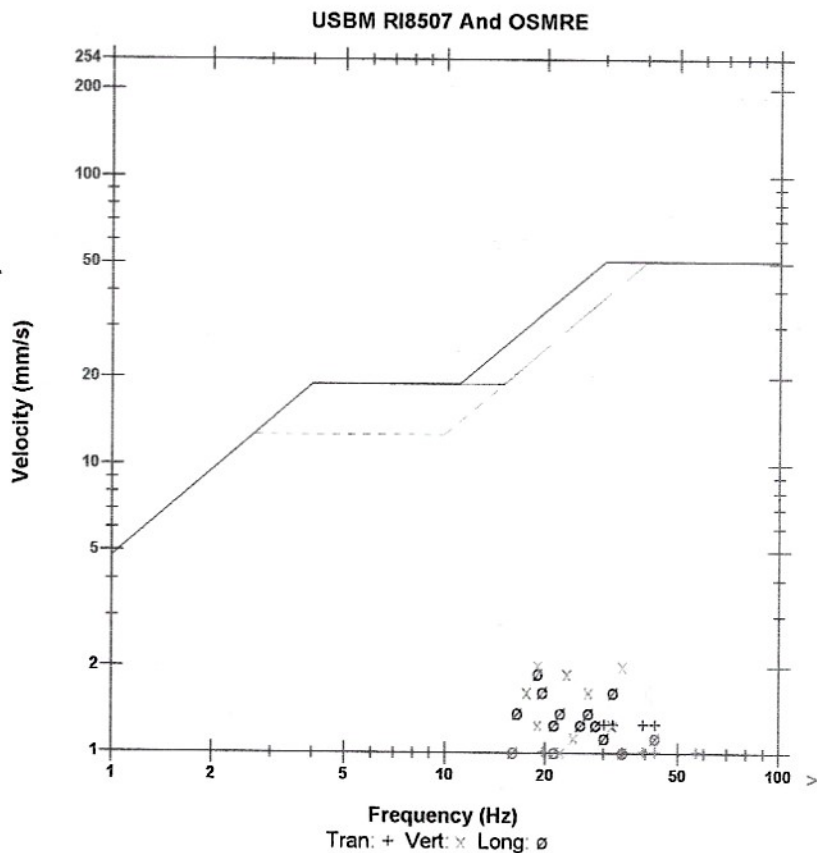
Notes

Extended Notes

Microphone Linear Weighting
 PSPL 111.8 dB(L) at 1.552 sec
 ZC Freq 14 Hz
 Channel Test Passed (Freq = 19.7 Hz Amp = 684 mv)

	Tran	Vert	Long	
PPV	1.270	2.032	1.905	mm/s
ZC Freq	30	34	19	Hz
Time (Rel. to Trig)	0.205	0.249	0.383	sec
Peak Acceleration	0.040	0.053	0.040	g
Peak Displacement	0.008	0.015	0.017	mm
Sensor Check	Passed	Passed	Passed	
Frequency	7.4	7.4	7.3	Hz
Overswing Ratio	4.1	3.9	4.2	

Peak Vector Sum 2.420 mm/s at 0.328 sec



Time Scale: 0.20 sec/div Amplitude Scale: Geo: 2.000 mm/s/div Mic: 10.000 pa.(L)/div
 Trigger =

Sensor Check

Date/Time Long at 13:28:49 May 18, 2021
 Trigger Source Geo: 0.510 mm/s
 Range Geo: 254.0 mm/s
 Record Time 3.75 sec (Auto=3Sec) at 1024 sps
 Job Number: 1

Serial Number BA9209 V 10.72-8.17 BlastMate III
 Battery Level 6.2 Volts
 Unit Calibration March 30, 2021 by E.M.
 File Name K209IZGQ.S10

Notes

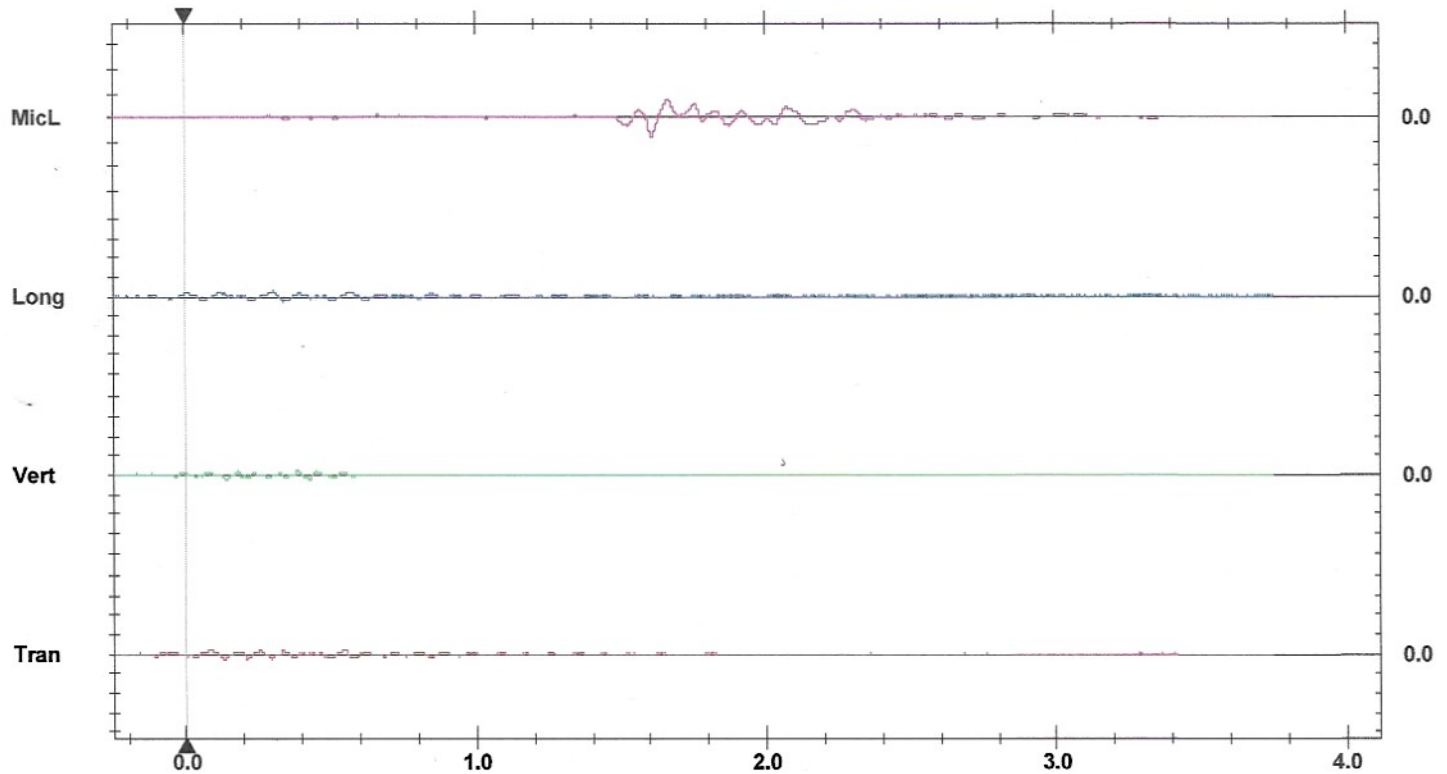
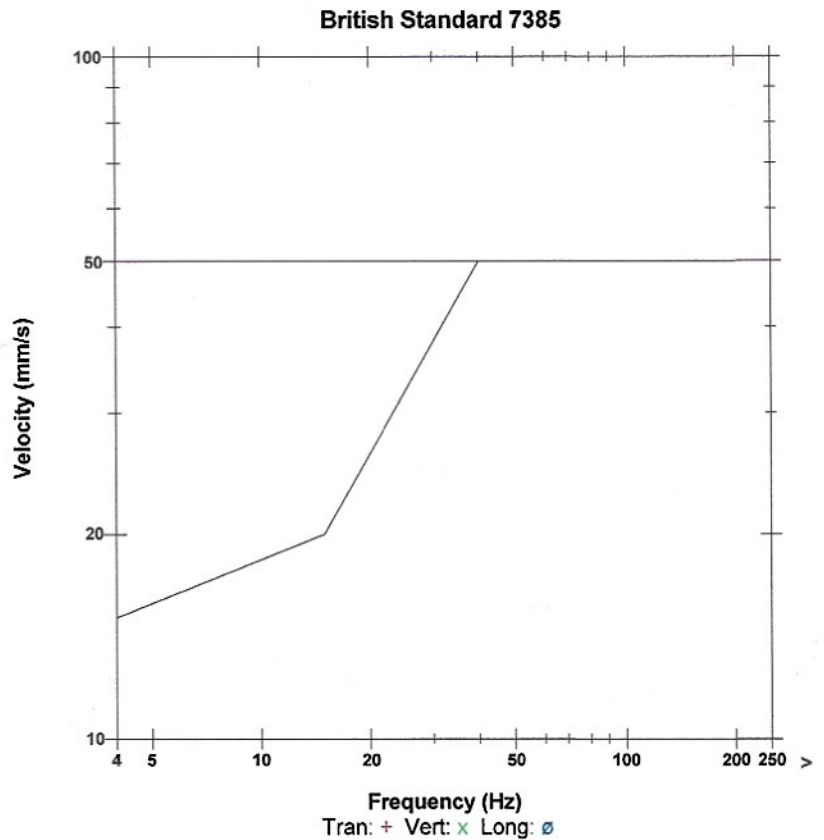
Post Event Notes
 Location: Mairead Murphy

Extended Notes

Microphone Linear Weighting
 PSPL 112.6 dB(L) at 1.608 sec
 ZC Freq 11 Hz
 Channel Test Passed (Freq = 20.1 Hz Amp = 612 mv)

	Tran	Vert	Long	
PPV	0.635	0.508	0.635	mm/s
ZC Freq	16	23	14	Hz
Time (Rel. to Trig)	0.129	0.138	0.303	sec
Peak Acceleration	0.027	0.027	0.027	g
Peak Displacement	0.006	0.004	0.007	mm
Sensor Check	Passed	Passed	Passed	

Peak Vector Sum 0.783 mm/s at 0.130 sec



Time Scale: 0.20 sec/div Amplitude Scale: Geo: 2.000 mm/s/div Mic: 10.000 pa.(L)/div
 Trigger =

Date/Time Vert at 13:28:07 May 18, 2021
 Trigger Source Geo: 0.510 mm/s
 Range Geo: 254.0 mm/s
 Record Time 3.75 sec (Auto=3Sec) at 1024 sps

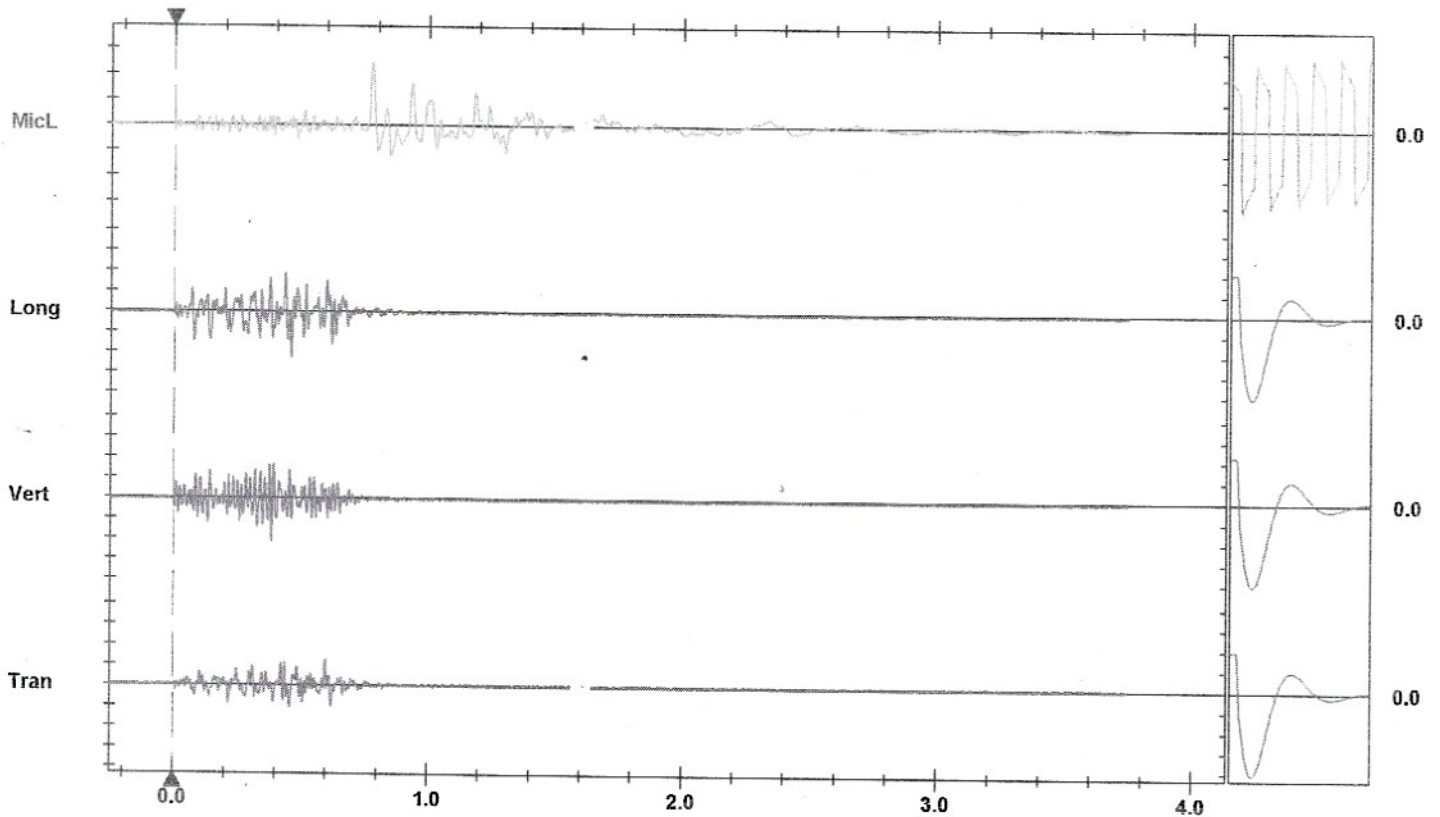
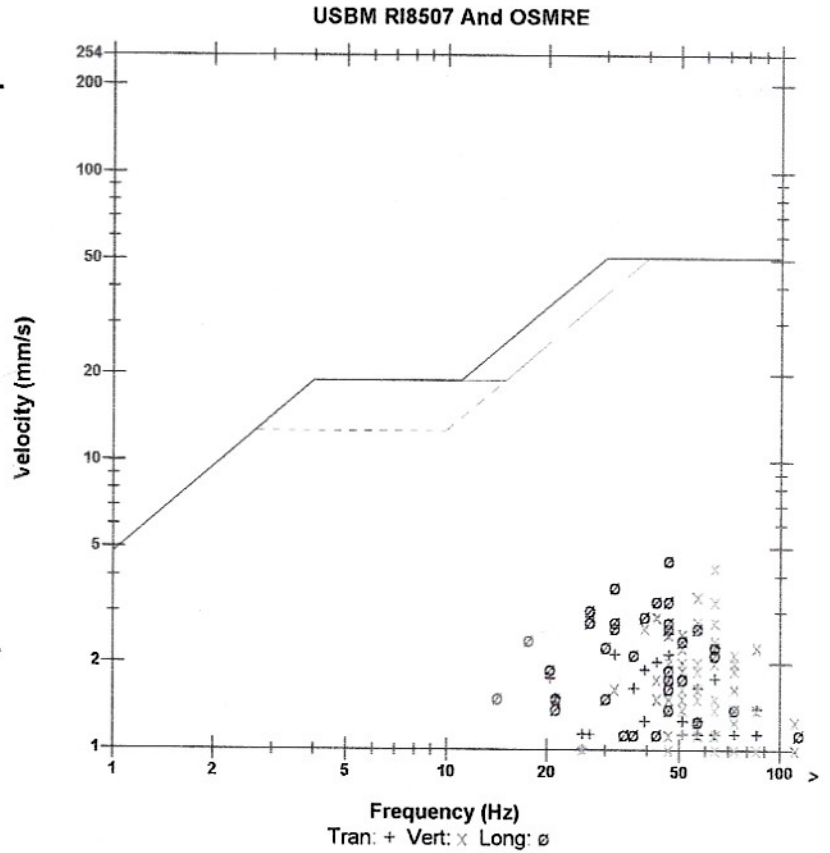
Serial Number BE11802 V 10.72-8.17 MiniMate Plus
 Battery Level 6.2 Volts
 Unit Calibration June 11, 2020 by Datum Monitoring
 File Name M802IZGQ.QV0
 Post Event Notes
 Shillelagh Qrys
 Location-Anne Cullens

Notes
 Location:
 Client:
 User Name:
 General:

Microphone Linear Weighting
 PSPL 121.9 dB(L) at 0.776 sec
 ZC Freq 17 Hz
 Channel Test Passed (Freq = 20.5 Hz Amp = 632 mv)

	Tran	Vert	Long	
PPV	2.540	4.318	4.572	mm/s
ZC Freq	47	64	47	Hz
Time (Rel. to Trig)	0.600	0.384	0.461	sec
Peak Acceleration	0.080	0.172	0.119	g
Peak Displacement	0.011	0.010	0.020	mm
Sensor Check	Passed	Passed	Passed	
Frequency	7.2	7.5	7.5	Hz
Overswing Ratio	4.0	3.7	4.2	

Peak Vector Sum 4.968 mm/s at 0.460 sec



Time Scale: 0.20 sec/div Amplitude Scale: Geo: 2.000 mm/s/div Mic: 10.000 pa.(L)/div
 Trigger =

Sensor Check

Date/Time Vert at 13:25:23 May 18, 2021
 Trigger Source Geo: 0.510 mm/s
 Range Geo: 254.0 mm/s
 Record Time 3.75 sec (Auto=3Sec) at 1024 sps

Serial Number BE13017 V 10.60-8.17 MiniMate Plus
 Battery Level 6.1 Volts
 Unit Calibration July 10, 2020 by Datum Monitoring
 File Name O017IZGQ.MB0
 Post Event Notes
 Shillelagh Qrys
 Location-Phibbs

Notes

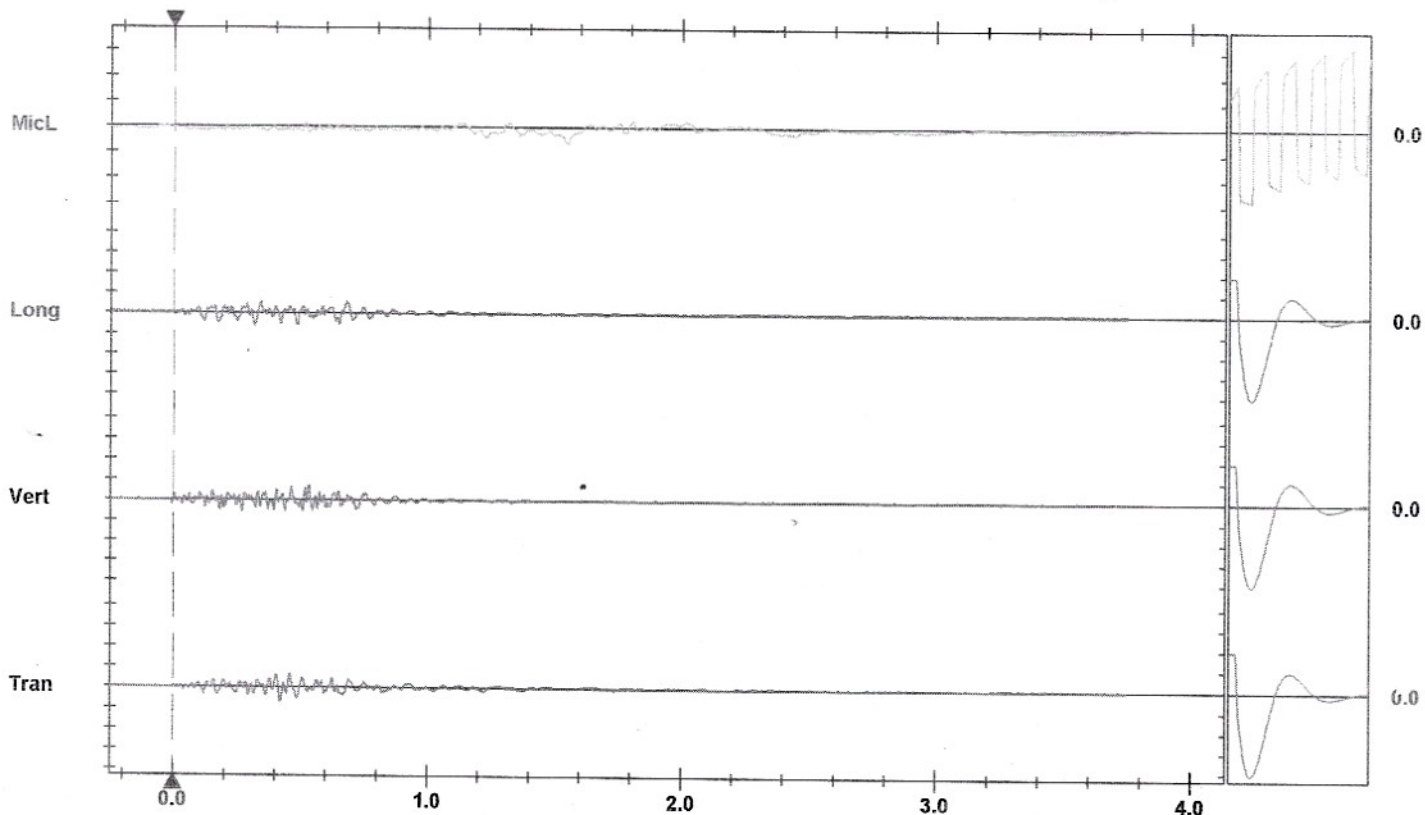
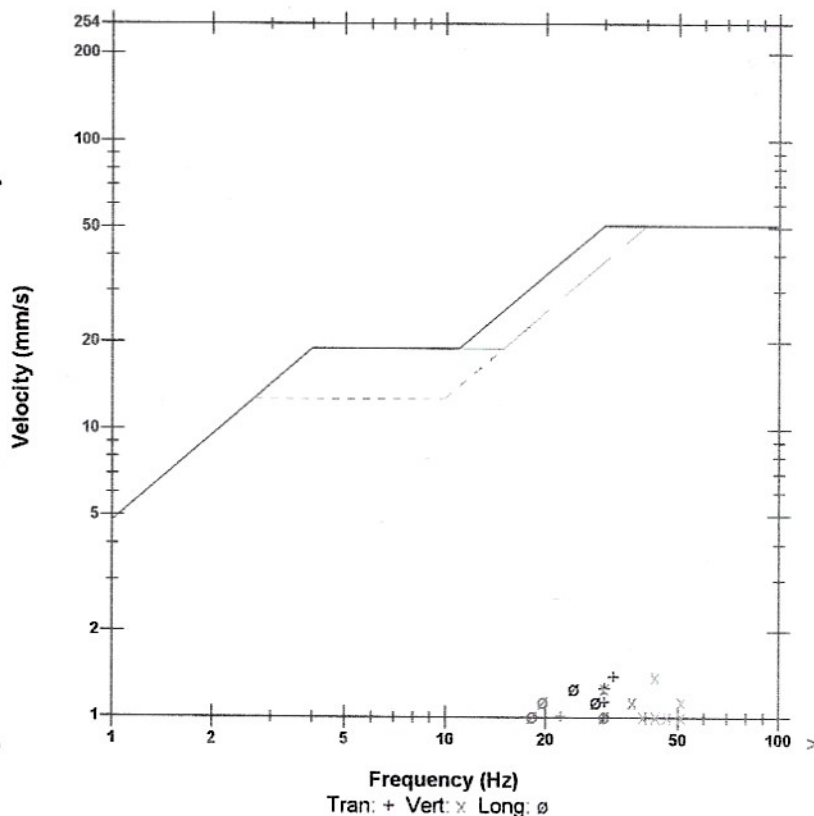
Extended Notes

Microphone Linear Weighting
 PSPL 109.9 dB(L) at 1.545 sec
 ZC Freq 1.8 Hz
 Channel Test Passed (Freq = 19.7 Hz Amp = 678 mv)

	Tran	Vert	Long	
PPV	1.397	1.397	1.270	mm/s
ZC Freq	32	43	24	Hz
Time (Rel. to Trig)	0.420	0.531	0.315	sec
Peak Acceleration	0.027	0.040	0.027	g
Peak Displacement	0.008	0.008	0.009	mm
Sensor Check	Passed	Passed	Passed	
Frequency	7.3	7.3	7.2	Hz
Overswing Ratio	4.0	3.8	4.1	

Peak Vector Sum 1.732 mm/s at 0.420 sec

USBM R18507 And OSMRE



Time Scale: 0.20 sec/div Amplitude Scale: Geo: 2.000 mm/s/div Mic: 10.000 pa. (L)/div
 Trigger =

Sensor Check

Date/Time Vert at 12:11:16 June 14, 2021
 Trigger Source Geo: 0.510 mm/s
 Range Geo: 254.0 mm/s
 Record Time 3.75 sec (Auto=3Sec) at 1024 sps

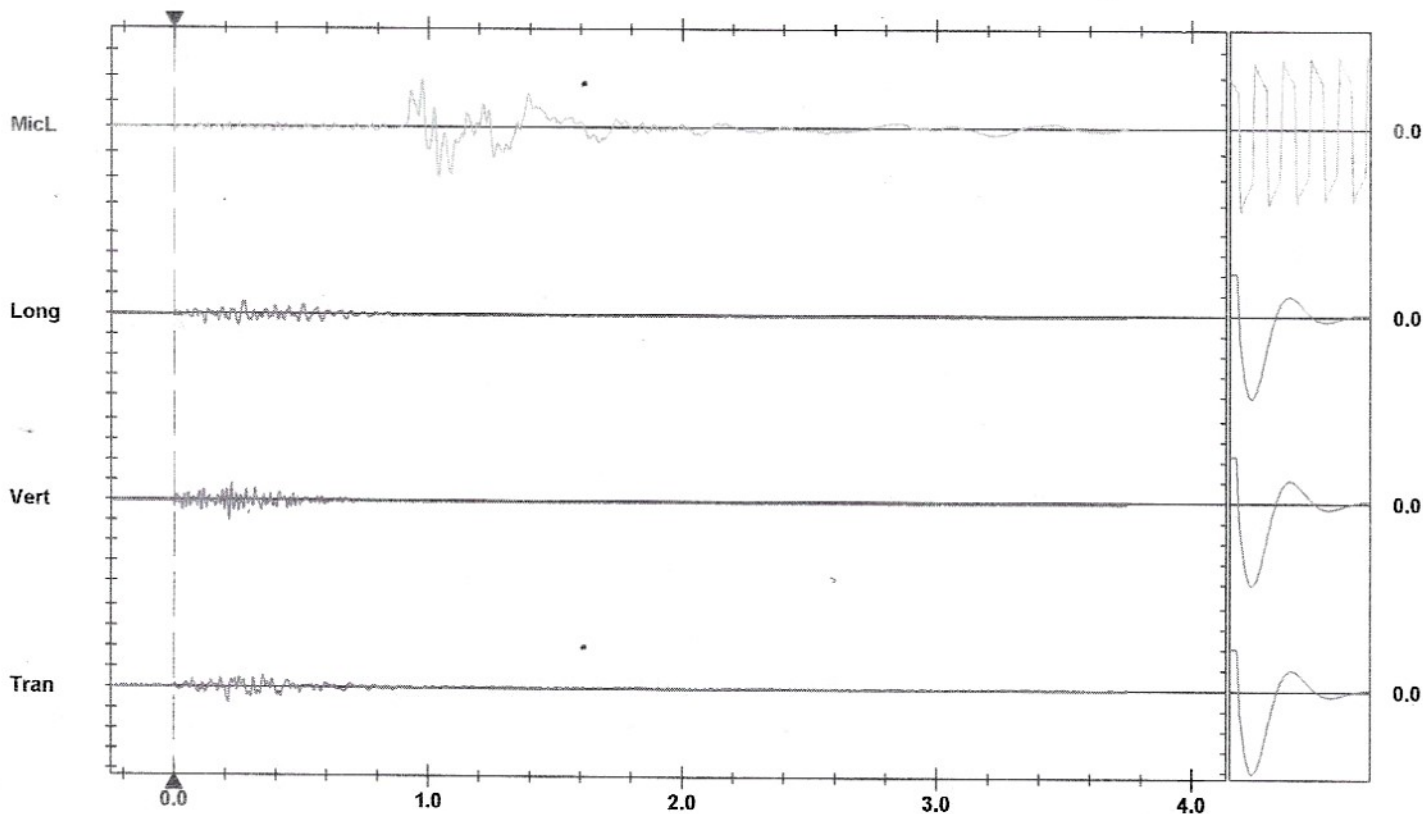
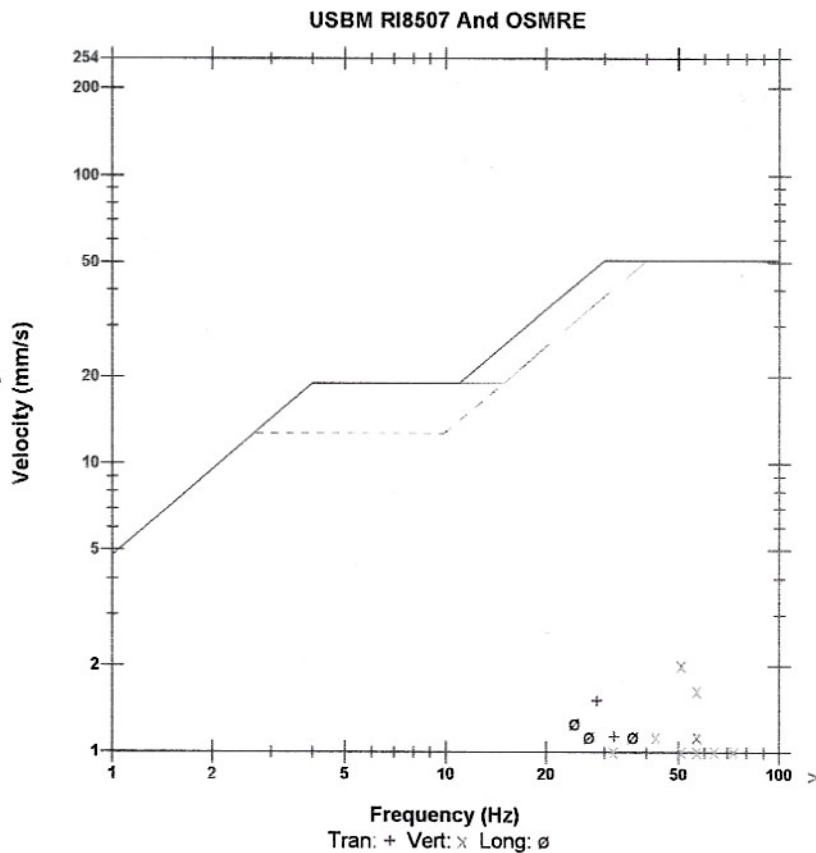
Serial Number BE11802 V 10.72-8.17 MiniMate Plus
 Battery Level 6.3 Volts
 Unit Calibration June 11, 2020 by Datum Monitoring
 File Name M802J0UN.6S0
 Post Event Notes
 Shillelagh Qrys
 Location-Anne Cullens

Notes
 Location:
 Client:
 User Name:
 General:

Microphone Linear Weighting
 PSPL 119.8 dB(L) at 0.974 sec
 ZC Freq 5.7 Hz
 Channel Test Passed (Freq = 20.5 Hz Amp = 643 mv)

	Tran	Vert	Long	
PPV	1.524	2.032	1.270	mm/s
ZC Freq	28	51	24	Hz
Time (Rel. to Trig)	0.212	0.216	0.269	sec
Peak Acceleration	0.040	0.066	0.040	g
Peak Displacement	0.008	0.006	0.008	mm
Sensor Check	Passed	Passed	Passed	
Frequency	7.4	7.5	7.7	Hz
Overswing Ratio	4.0	3.7	4.2	

Peak Vector Sum 2.222 mm/s at 0.216 sec



Time Scale: 0.20 sec/div Amplitude Scale: Geo: 2.000 mm/s/div Mic: 10.000 pa.(L)/div
 Trigger =

Sensor Check

Date/Time Vert at 12:12:28 June 14, 2021
 Trigger Source Geo: 0.510 mm/s
 Range Geo: 254.0 mm/s
 Record Time 3.482 sec (Auto=3Sec) at 1024 sps
 Operator/Setup: Operator/Blast1.mmb

Serial Number UM15711 V 10-90 Micromate ISEE
 Battery Level 3.8 Volts
 Unit Calibration June 14, 2021 by E.M.
 File Name UM15711_20210614121228.IDFW

Notes

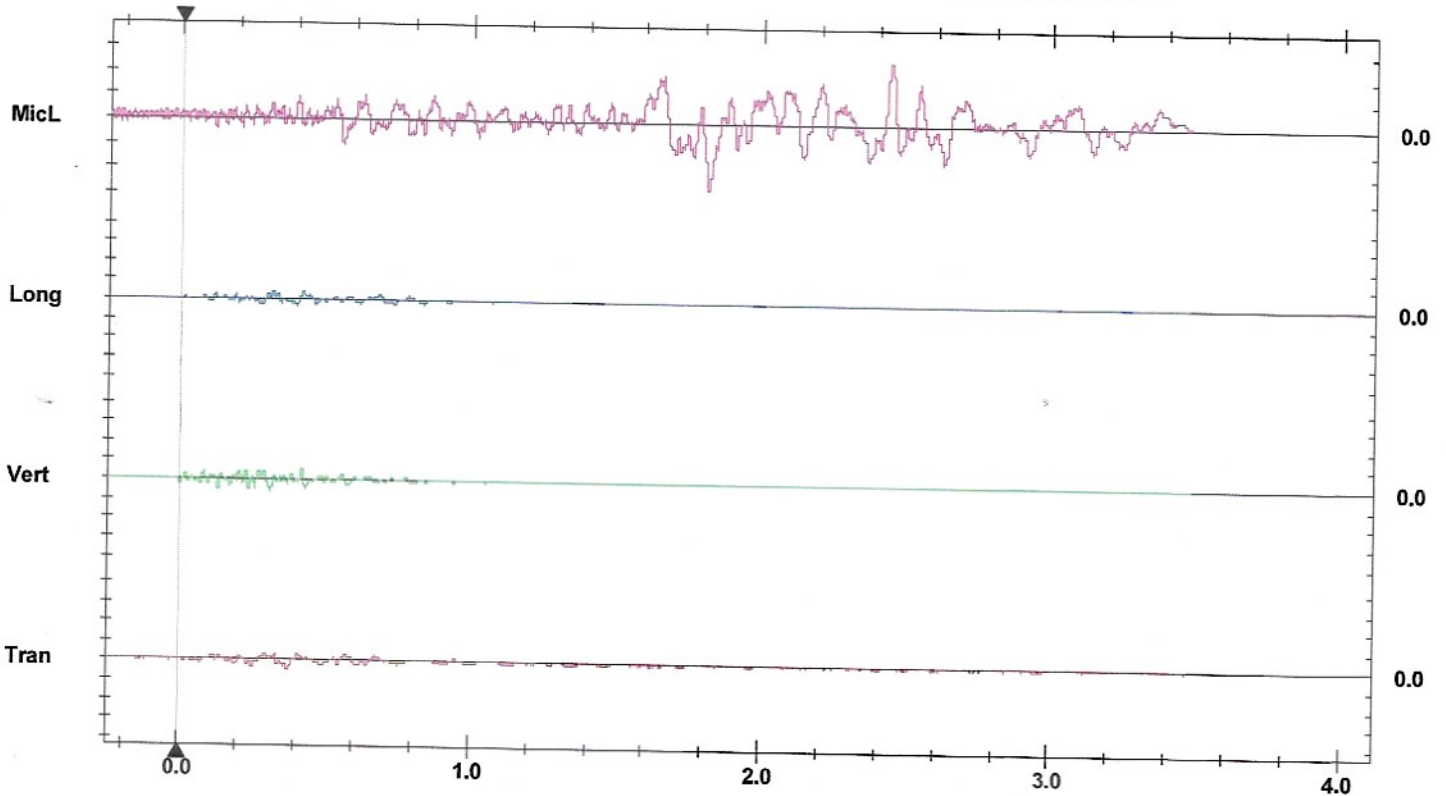
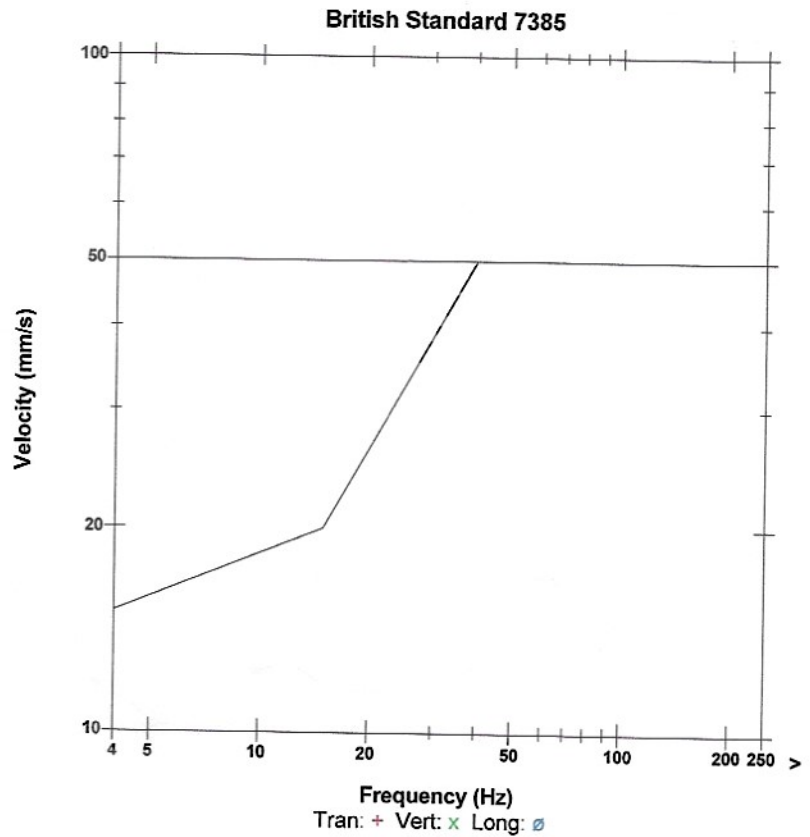
Location:
 Client:
 User Name:
 General:

Post Event Notes

Location: Michael Murphy

Microphone Linear Weighting
 PSPL 102.7 dB(L) at 1.812 sec
 ZC Freq 8.5 Hz
 Channel Test Passed (Freq = 19.7 Hz Amp = 1344 mv)

	Tran	Vert	Long	
PPV	0.954	1.206	0.772	mm/s
ZC Freq	9.7	21	11	Hz
Time (Rel. to Trig)	0.379	0.310	0.424	sec
Peak Acceleration	0.032	0.048	0.019	g
Peak Displacement	0.012	0.009	0.009	mm
Sensor Check	Passed	Passed	Passed	
Peak Vector Sum	1.331 mm/s at 0.419 sec			



Time Scale: 0.20 sec/div Amplitude Scale: Geo: 2.000 mm/s/div Mic: 1.000 pa.(L)/div
 Trigger = ▶◀

Date/Time Vert at 12:07:03 June 14, 2021
 Trigger Source Geo: 0.510 mm/s
 Range Geo: 254.0 mm/s
 Record Time 4.25 sec (Auto=3Sec) at 1024 sps

Serial Number BE13017 V 10.60-8.17 MiniMate Plus
 Battery Level 6.2 Volts
 Unit Calibration July 10, 2020 by Datum Monitoring
 File Name _TEMP.EVT
 Post Event Notes
 Shillelagh Qrys
 Location-Phibbs

Notes

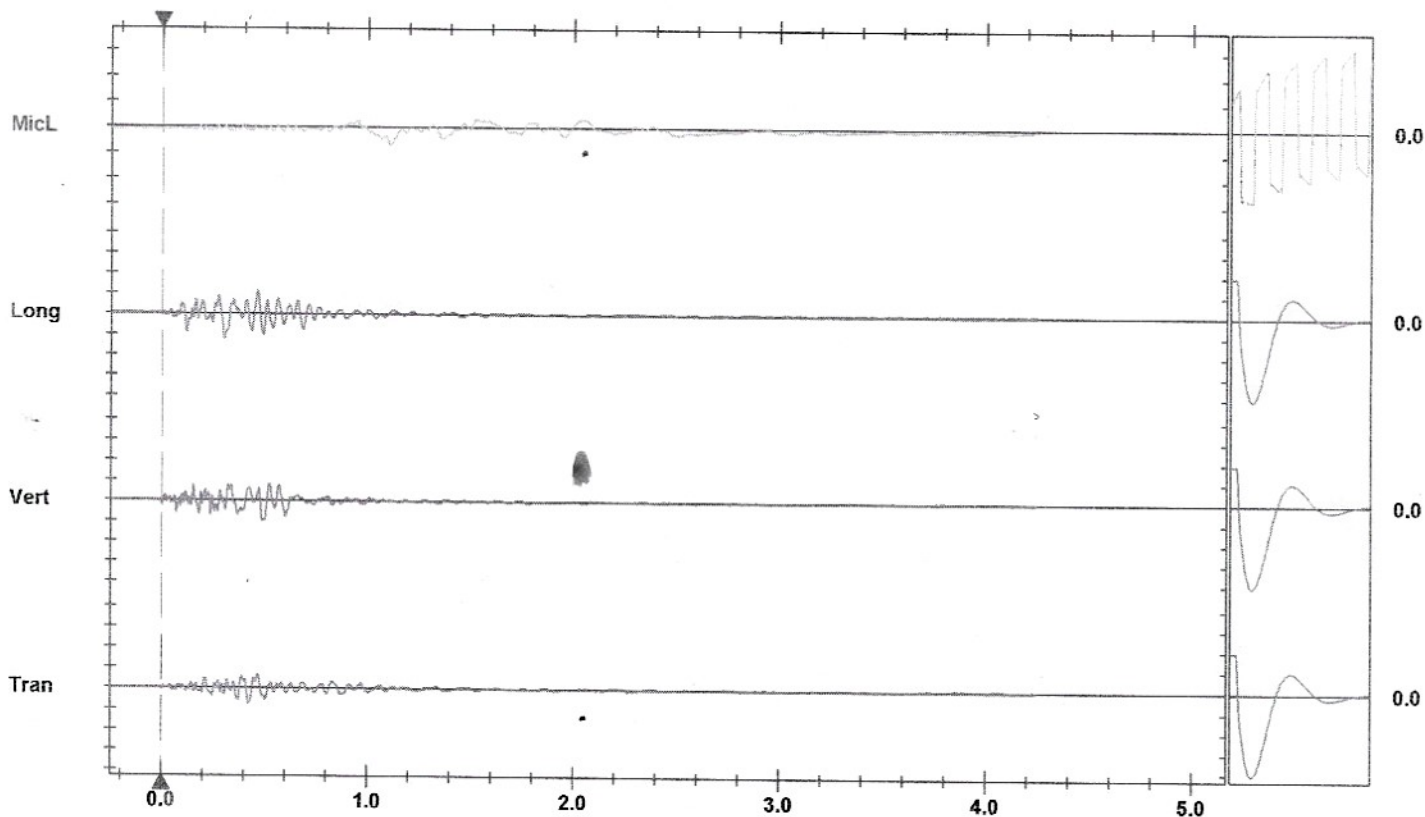
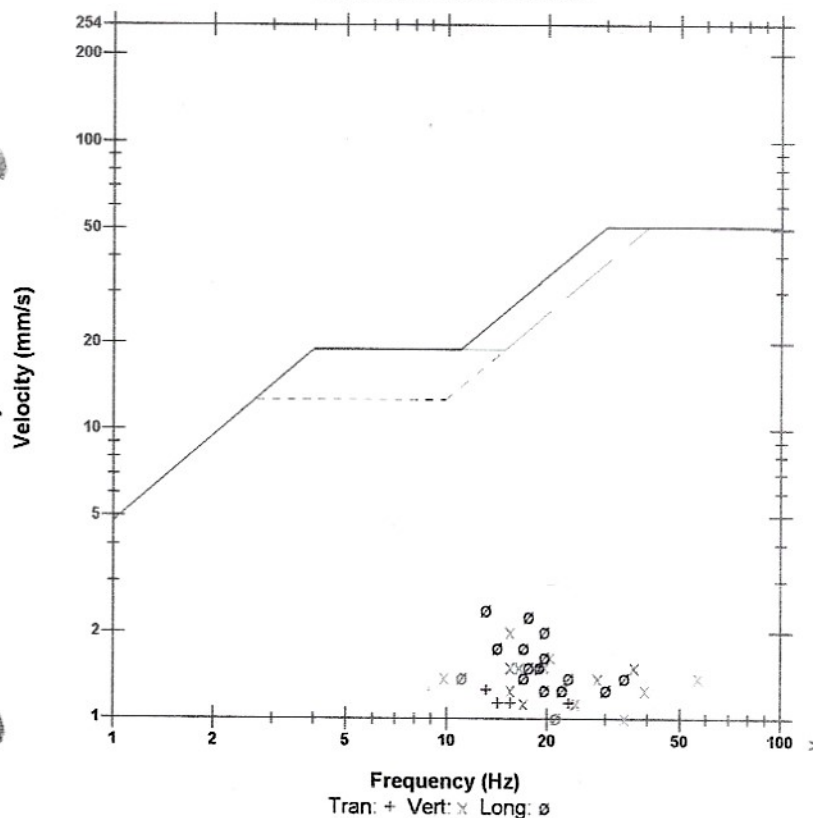
Extended Notes

Microphone Linear Weighting
 PSPL 110.6 dB(L) at 1.104 sec
 ZC Freq 2.4 Hz
 Channel Test Passed (Freq = 19.7 Hz Amp = 629 mv)

	Tran	Vert	Long	
PPV	1.524	2.032	2.413	mm/s
ZC Freq	19	16	13	Hz
Time (Rel. to Trig)	0.422	0.485	0.300	sec
Peak Acceleration	0.027	0.053	0.040	g
Peak Displacement	0.016	0.024	0.029	mm
Sensor Check	Passed	Passed	Passed	
Frequency	7.4	7.4	7.3	Hz
Overswing Ratio	3.9	3.7	4.0	

Peak Vector Sum 2.973 mm/s at 0.490 sec

USBM R18507 And OSMRE



Time Scale: 0.20 sec/div Amplitude Scale: Geo: 2.000 mm/s/div Mic: 10.000 pa (L)/div
 Trigger =

Sensor Check

Date/Time Vert at 12:37:03 July 12, 2021
 Trigger Source Geo: 0.510 mm/s
 Range Geo: 254.0 mm/s
 Record Time 4.75 sec (Auto=3Sec) at 1024 sps

Serial Number BE13017 V 10.60-8.17 MiniMate Plus
 Battery Level 6.2 Volts
 Unit Calibration July 10, 2020 by Datum Monitoring
 File Name _TEMP.EVT
 Post Event Notes
 Shillelagh qrys
 location-Phibbs

Notes

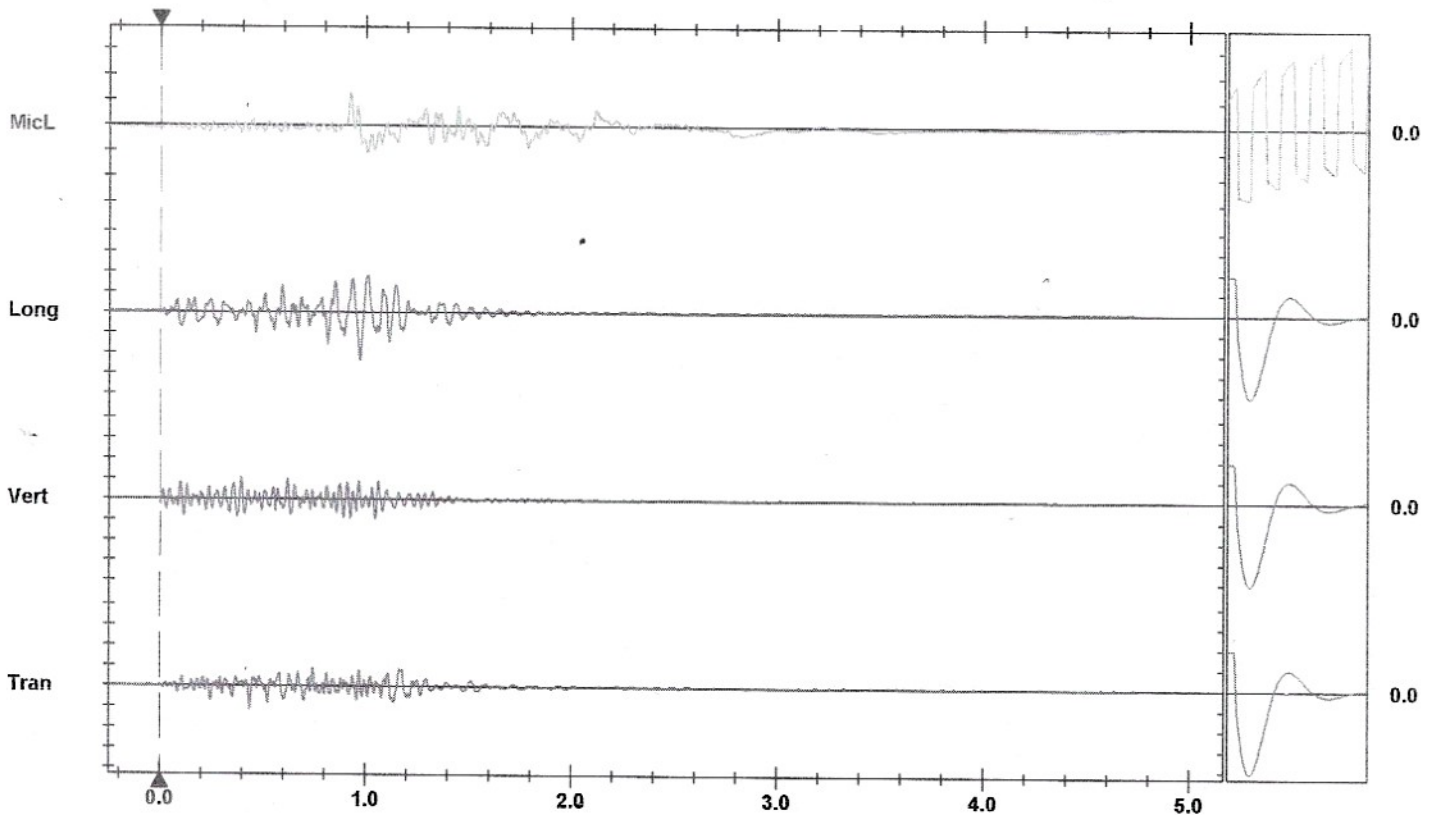
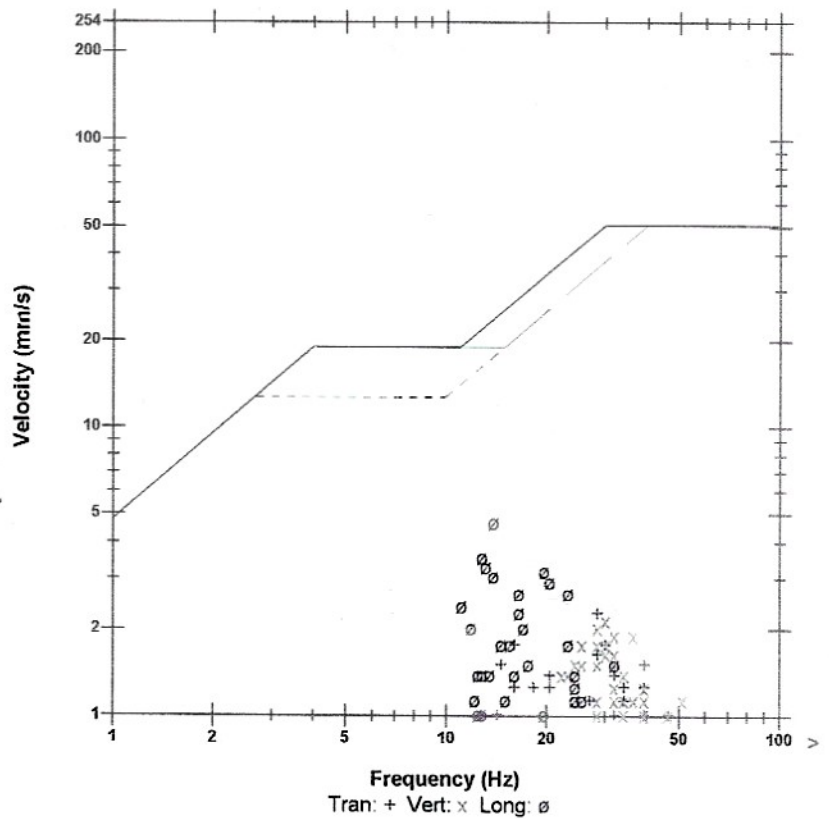
Extended Notes

Microphone Linear Weighting
 PSPL 116.3 dB(L) at 0.923 sec
 ZC Freq 13 Hz
 Channel Test Passed (Freq = 20.1 Hz Amp = 605 mv)

	Tran	Vert	Long	
PPV	2.286	2.159	4.699	mm/s
ZC Freq	28	30	14	Hz
Time (Rel. to Trig)	0.437	0.394	0.968	sec
Peak Acceleration	0.040	0.053	0.053	g
Peak Displacement	0.019	0.011	0.047	mm
Sensor Check	Passed	Passed	Passed	
Frequency	7.3	7.3	7.3	Hz
Overswing Ratio	4.0	3.8	4.0	

Peak Vector Sum 5.173 mm/s at 0.968 sec

USBM RI8507 And OSMRE



Time Scale: 0.20 sec/div Amplitude Scale: Geo: 2.000 mm/s/div Mic: 10.000 pa.(L)/div
 Trigger =

Sensor Check

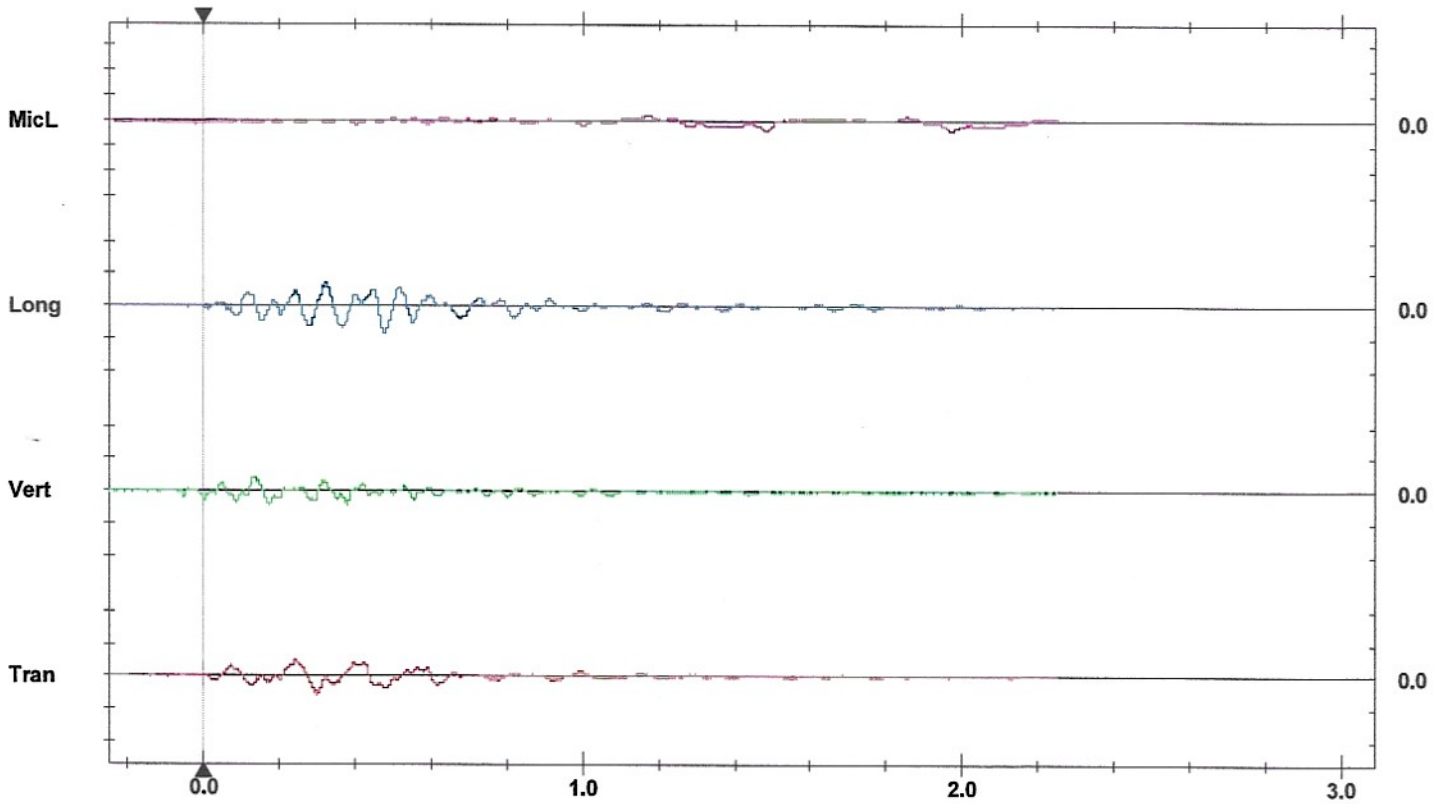
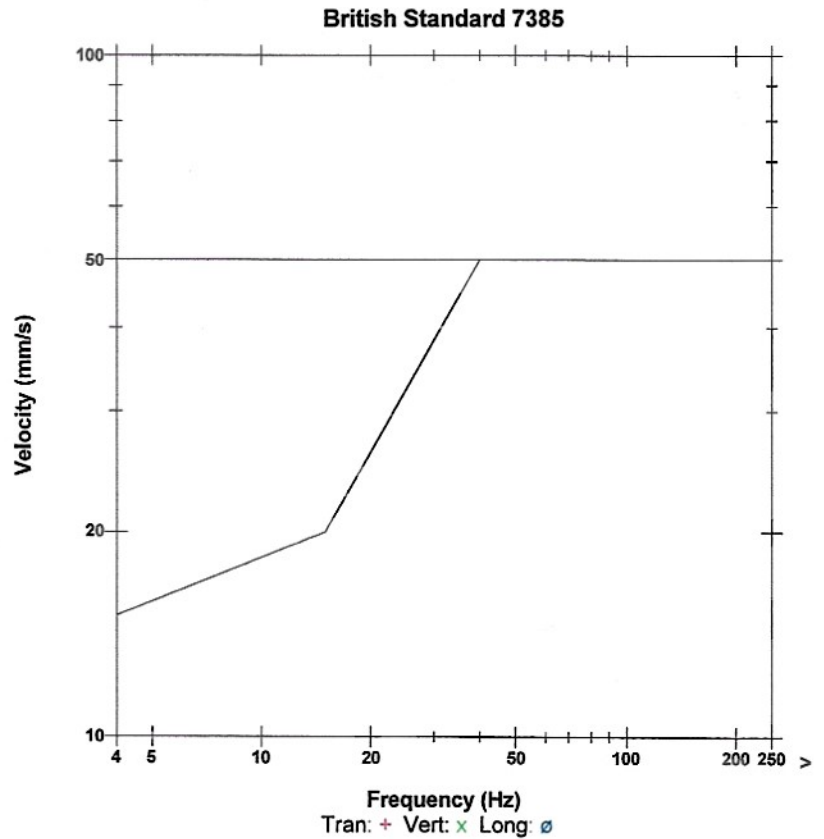
Date/Time Vert at 13:37:30 August 12, 2021
 Trigger Source Geo: 0.510 mm/s
 Range Geo: 254.0 mm/s
 Record Time 2.25 sec (Auto=1Sec) at 1024 sps

Serial Number BE10243 V 10.72-8.17 MiniMate Plus
 Battery Level 6.8 Volts
 Unit Calibration July 6, 2021 by E.M.
 File Name L243J3W0.II0
 Post Event Notes
 Location: Mairead Murphy

Notes

Microphone Linear Weighting
 PSPL 106.0 dB(L) at 1.482 sec
 ZC Freq 7.0 Hz
 Channel Test Passed (Freq = 20.1 Hz Amp = 535 mv)

	Tran	Vert	Long	
PPV	1.143	0.889	1.651	mm/s
ZC Freq	13	15	13	Hz
Time (Rel. to Trig)	0.302	0.128	0.474	sec
Peak Acceleration	0.027	0.027	0.027	g
Peak Displacement	0.019	0.011	0.020	mm
Sensor Check	Passed	Passed	Passed	
Peak Vector Sum	1.818 mm/s at 0.476 sec			



Time Scale: 0.20 sec/div Amplitude Scale: Geo: 2.000 mm/s/div Mic: 10.000 pa.(L)/div
 Trigger = ►

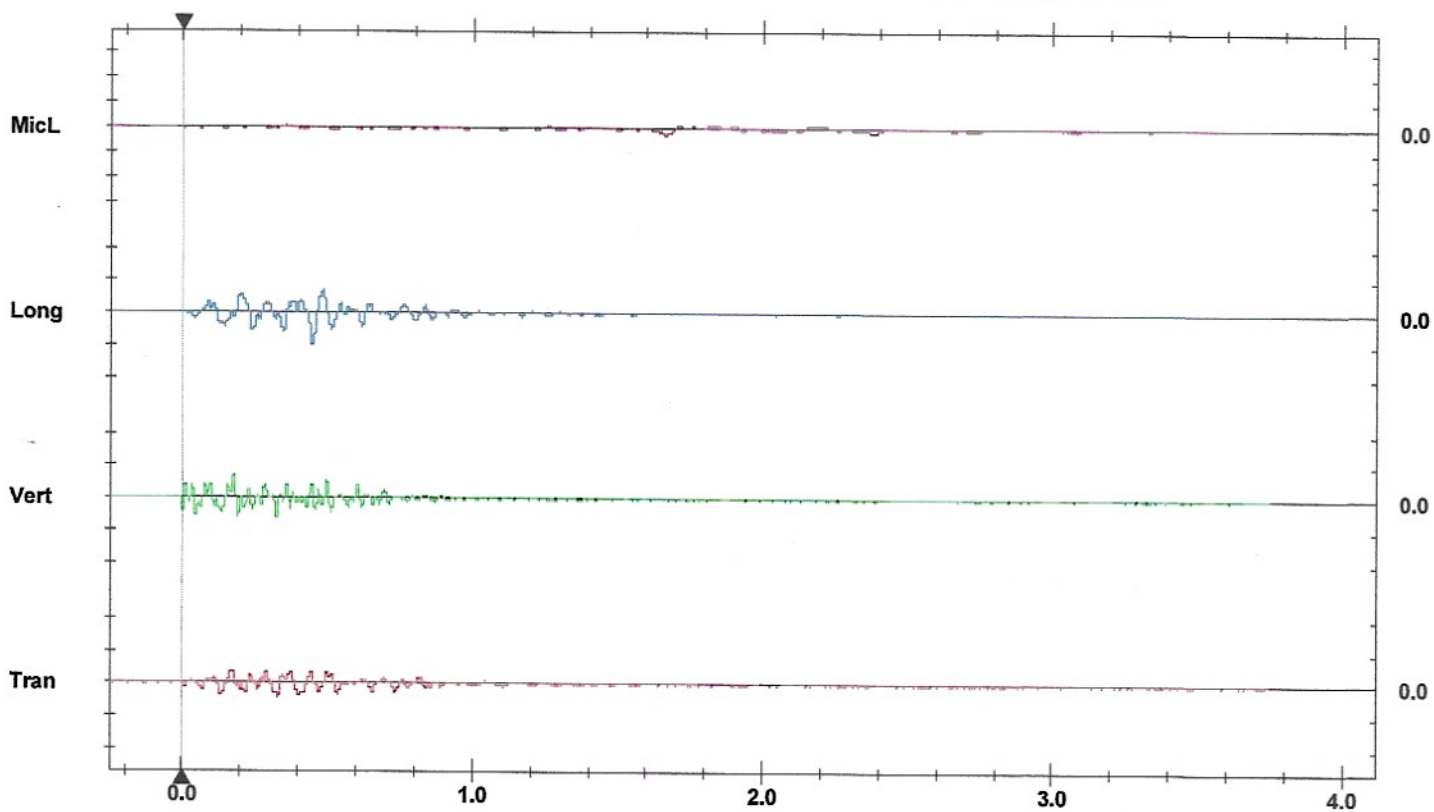
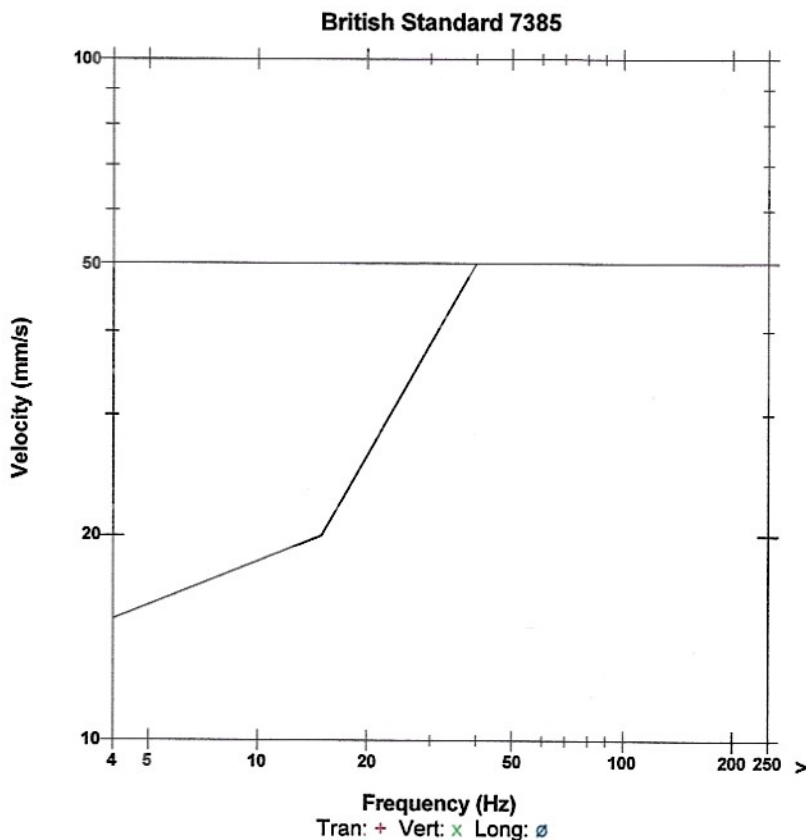
Date/Time Vert at 13:37:30 August 12, 2021
 Trigger Source Geo: 0.510 mm/s
 Range Geo: 254.0 mm/s
 Record Time 3.75 sec (Auto=3Sec) at 1024 sps

Serial Number BA9209 V 10.72-8.17 BlastMate III
 Battery Level 6.2 Volts
 Unit Calibration March 30, 2021 by E.M.
 File Name K209J3W0.II0
 Post Event Notes
 Location: Michael Murphy

Notes

Microphone Linear Weighting
 PSPL 101.0 dB(L) at 1.660 sec
 ZC Freq 7.5 Hz
 Channel Test Passed (Freq = 19.7 Hz Amp = 565 mv)

	Tran	Vert	Long	
PPV	0.889	1.397	1.905	mm/s
ZC Freq	18	14	17	Hz
Time (Rel. to Trig)	0.330	0.175	0.446	sec
Peak Acceleration	0.027	0.040	0.027	g
Peak Displacement	0.010	0.013	0.017	mm
Sensor Check	Passed	Passed	Passed	
Peak Vector Sum	2.148 mm/s at 0.446 sec			



Time Scale: 0.20 sec/div Amplitude Scale: Geo: 2.000 mm/s/div Mic: 10.000 pa.(L)/div
 Trigger = ▶◀

Date/Time Tran at 14:01:11 September 9, 2021
Trigger Source Geo: 0.500 mm/s
Range Geo: 254.0 mm/s
Record Time 3.238 sec (Auto=3Sec) at 1024 sps
Operator/Setup: Operator/BLAST.MMB

Serial Number UM15448 V 10-90 Micromate ISEE
Battery Level 3.8 Volts
Unit Calibration August 31, 2021 by E.M.
File Name UM15448_20210909140111.IDFW

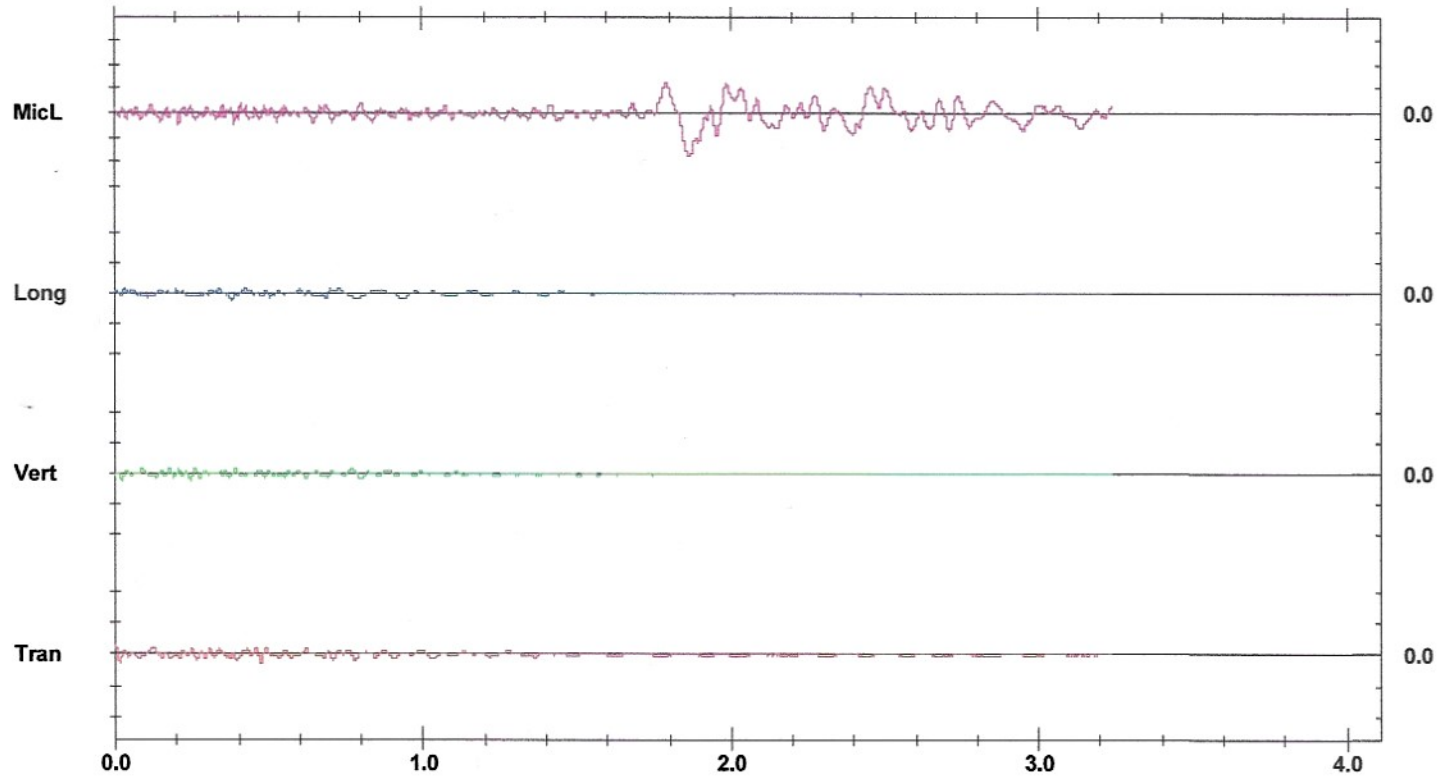
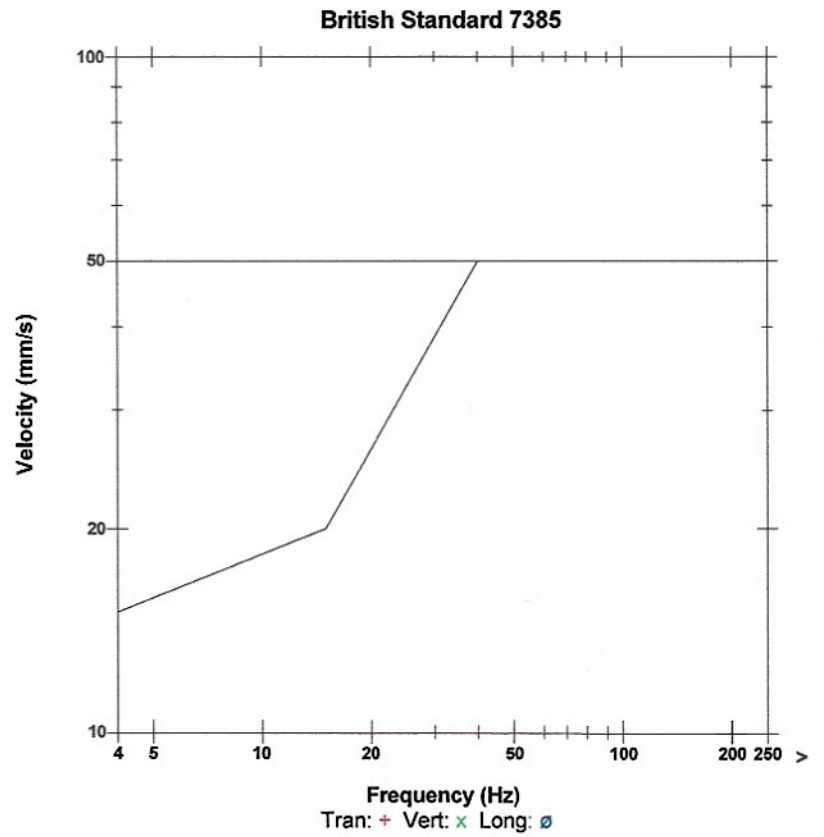
Notes
 Location:
 Client:
 User Name:
 General:

Post Event Notes
 Location: Mairead Murphy

Microphone Linear Weighting
PSPL 99.0 dB(L) at 1.864 sec
ZC Freq 5.3 Hz
Channel Test Passed (Freq = 19.7 Hz Amp = 1307 mv)

	Tran	Vert	Long	
PPV	0.544	0.520	0.504	mm/s
ZC Freq	30	30	9.8	Hz
Time (Rel. to Trig)	0.476	0.247	0.382	sec
Peak Acceleration	0.017	0.013	0.012	g
Peak Displacement	0.004	0.003	0.006	mm
Sensor Check	Passed	Passed	Passed	

Peak Vector Sum 0.619 mm/s at 0.476 sec



Time Scale: 0.20 sec/div Amplitude Scale: Geo: 2.000 mm/s/div Mic: 1.000 pa.(L)/div

Date/Time Vert at 14:01:13 September 9, 2021
 Trigger Source Geo: 0.500 mm/s
 Range Geo: 254.0 mm/s
 Record Time 3.783 sec (Auto=3Sec) at 1024 sps
 Operator/Setup: Operator/BLAST.MMB

Serial Number UM11927 V 10-90 Micromate ISEE
 Battery Level 3.8 Volts
 Unit Calibration August 31, 2021 by E.M.
 File Name UM11927_20210909140113.IDFW

Notes

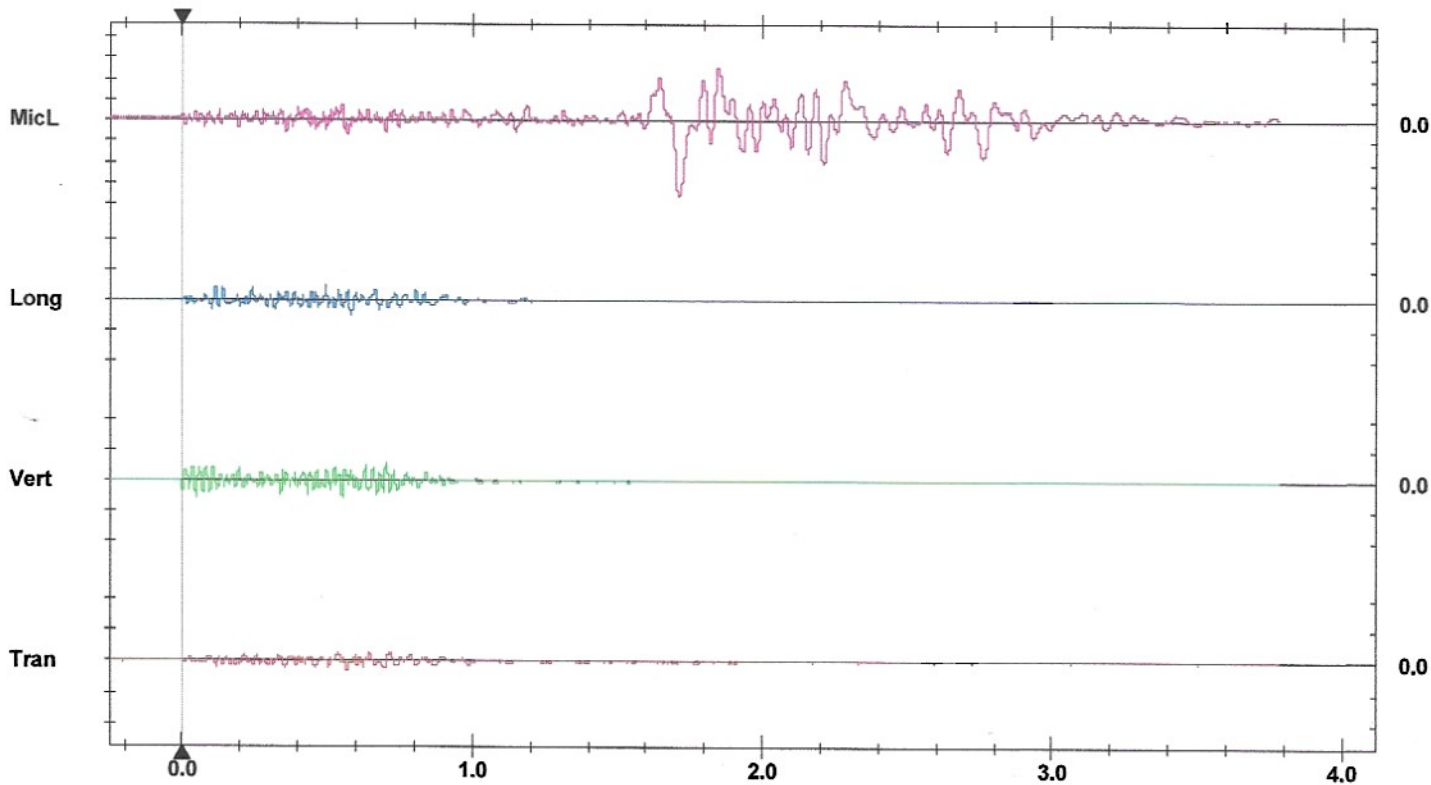
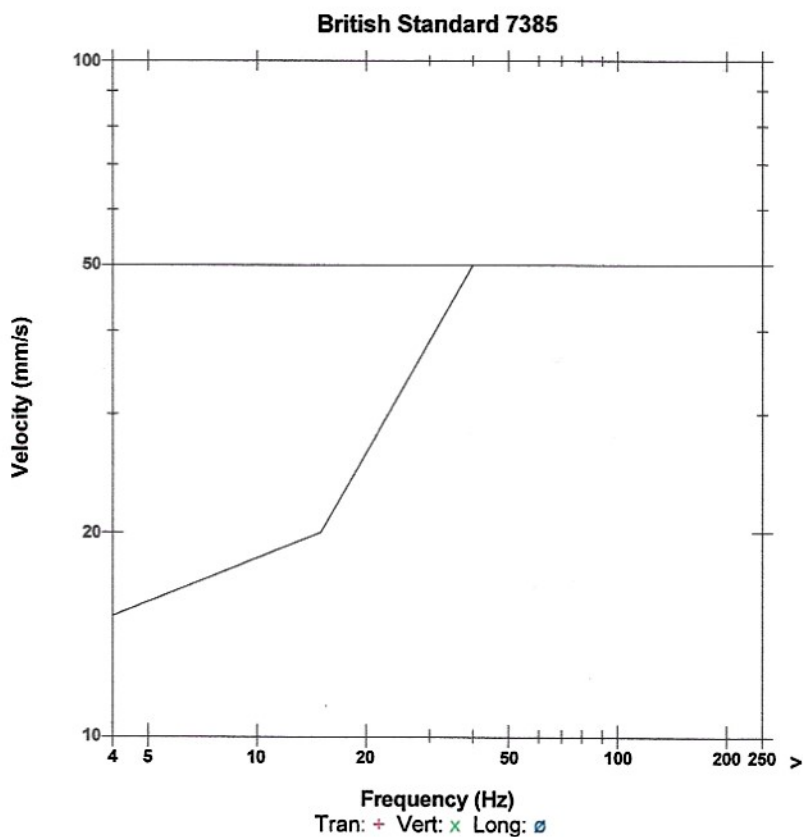
Location:
 Client:
 User Name:
 General:

Post Event Notes

Location: Michael Murphy

Microphone Linear Weighting
 PSPL 105.3 dB(L) at 1.712 sec
 ZC Freq 5.5 Hz
 Channel Test Passed (Freq = 19.7 Hz Amp = 1275 mv)

	Tran	Vert	Long	
PPV	0.662	1.143	0.993	mm/s
ZC Freq	16	34	30	Hz
Time (Rel. to Trig)	0.568	0.702	0.580	sec
Peak Acceleration	0.025	0.063	0.043	g
Peak Displacement	0.005	0.005	0.005	mm
Sensor Check	Passed	Passed	Passed	
Peak Vector Sum	1.215 mm/s at 0.702 sec			



Time Scale: 0.20 sec/div Amplitude Scale: Geo: 2.000 mm/s/div Mic: 1.000 pa.(L)/div
 Trigger =

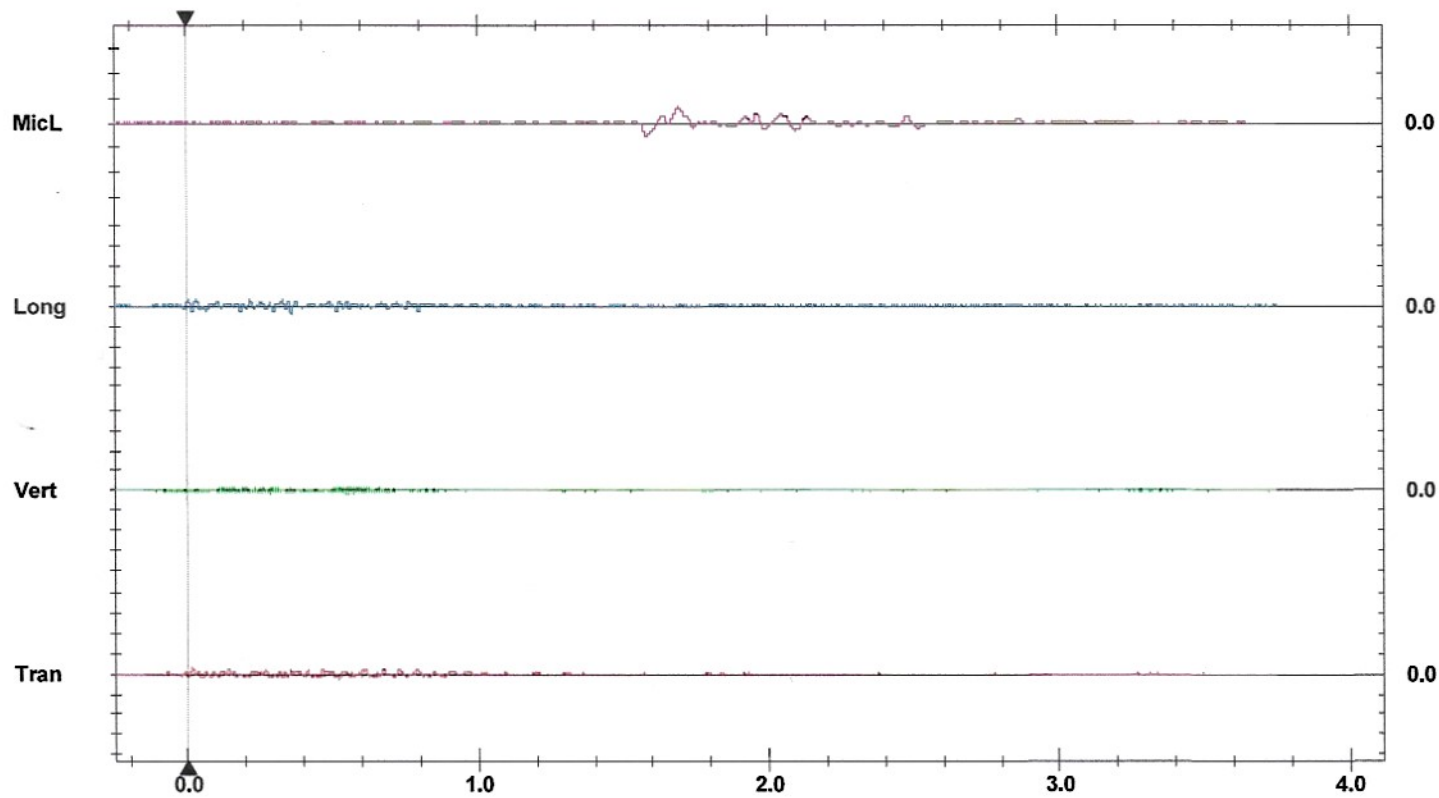
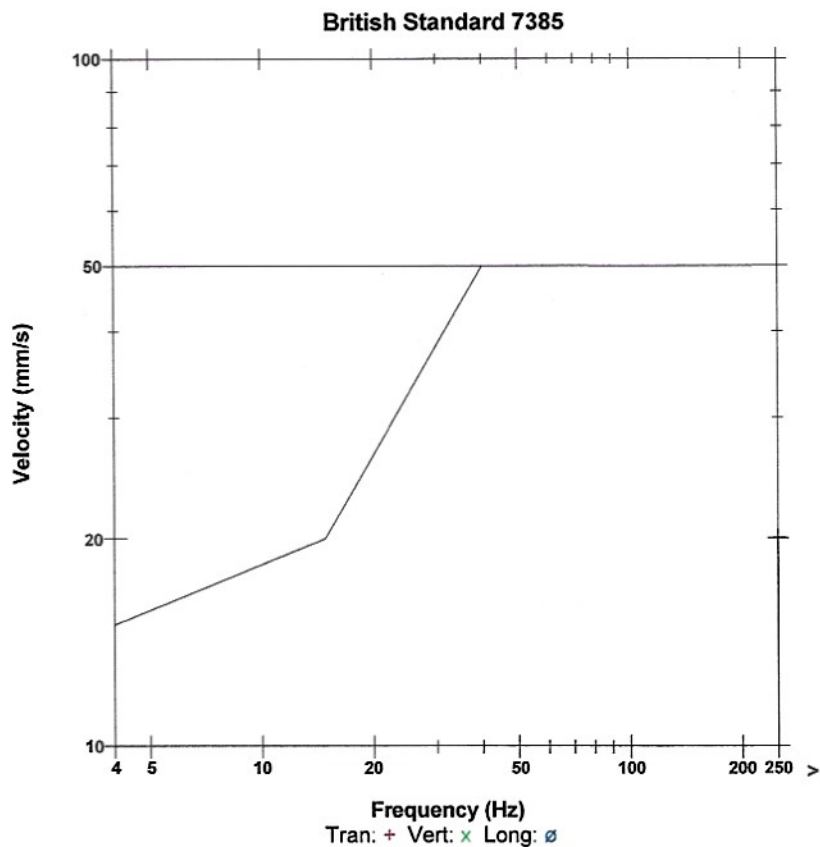
Date/Time Long at 13:01:12 October 21, 2021
 Trigger Source Geo: 0.510 mm/s
 Range Geo: 254.0 mm/s
 Record Time 3.75 sec (Auto=3Sec) at 1024 sps

Serial Number BA9209 V 10.72-8.17 BlastMate III
 Battery Level 6.2 Volts
 Unit Calibration March 30, 2021 by E.M.
 File Name K209J7HL.I00
 Post Event Notes
 Location: Mairead Murphy

Notes

Microphone Linear Weighting
 PSPL 109.9 dB(L) at 1.693 sec
 ZC Freq 7.0 Hz
 Channel Test Passed (Freq = 20.1 Hz Amp = 565 mv)

	Tran	Vert	Long	
PPV	0.635	0.381	0.762	mm/s
ZC Freq	39	>100	39	Hz
Time (Rel. to Trig)	0.013	0.287	0.328	sec
Peak Acceleration	0.027	0.040	0.027	g
Peak Displacement	0.002	0.000	0.003	mm
Sensor Check	Passed	Check	Passed	
Peak Vector Sum	0.813 mm/s at 0.017 sec			



Time Scale: 0.20 sec/div Amplitude Scale: Geo: 2.000 mm/s/div Mic: 10.000 pa.(L)/div
 Trigger =

Date/Time Tran at 13:01:12 October 21, 2021
 Trigger Source Geo: 0.510 mm/s
 Range Geo: 254.0 mm/s
 Record Time 4.25 sec (Auto=3Sec) at 1024 sps

Serial Number BA9208 V 10.72-8.17 BlastMate III
 Battery Level 6.1 Volts
 Unit Calibration March 30, 2021 by E.M.
 File Name K208J7HL.I00
 Post Event Notes
 Location: Michael Murphy

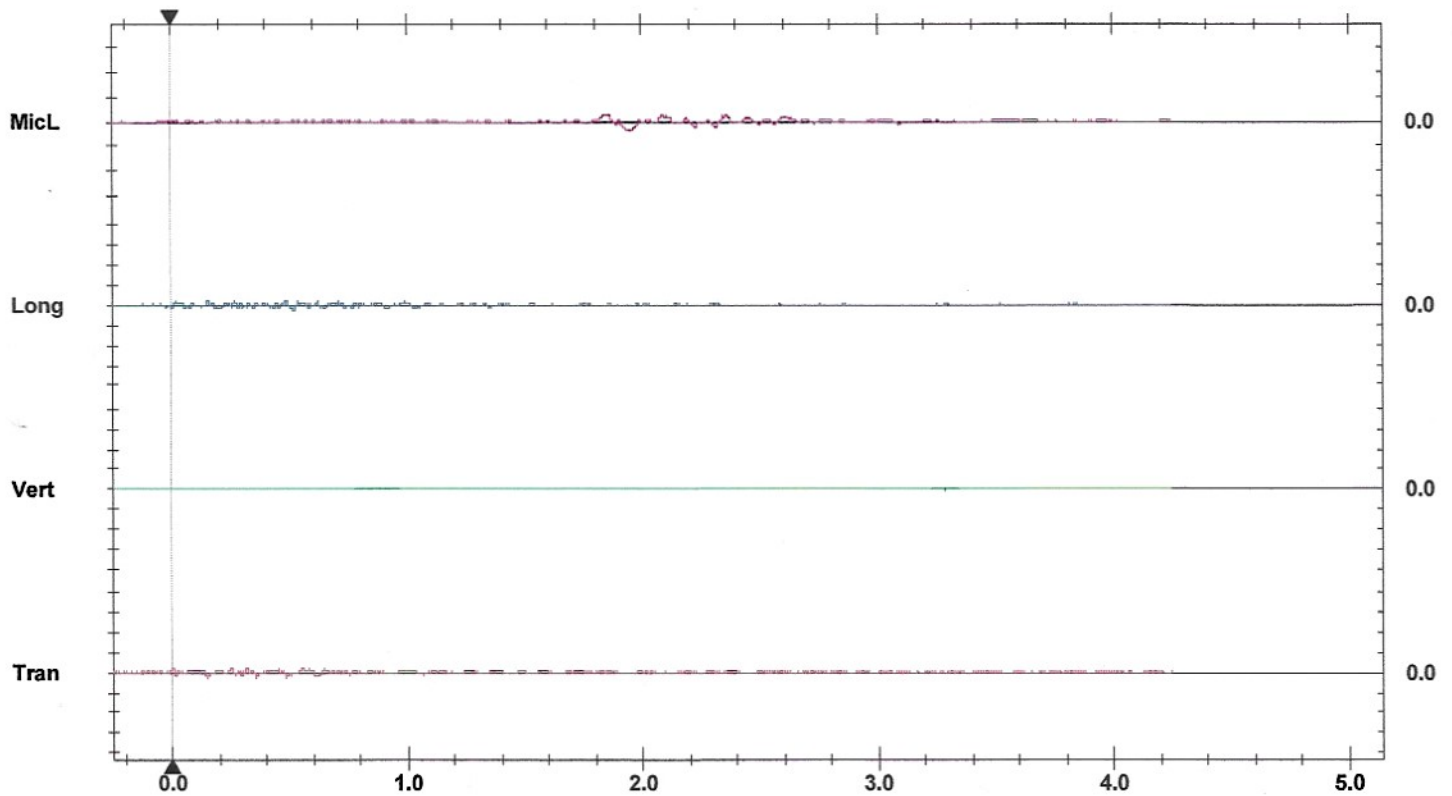
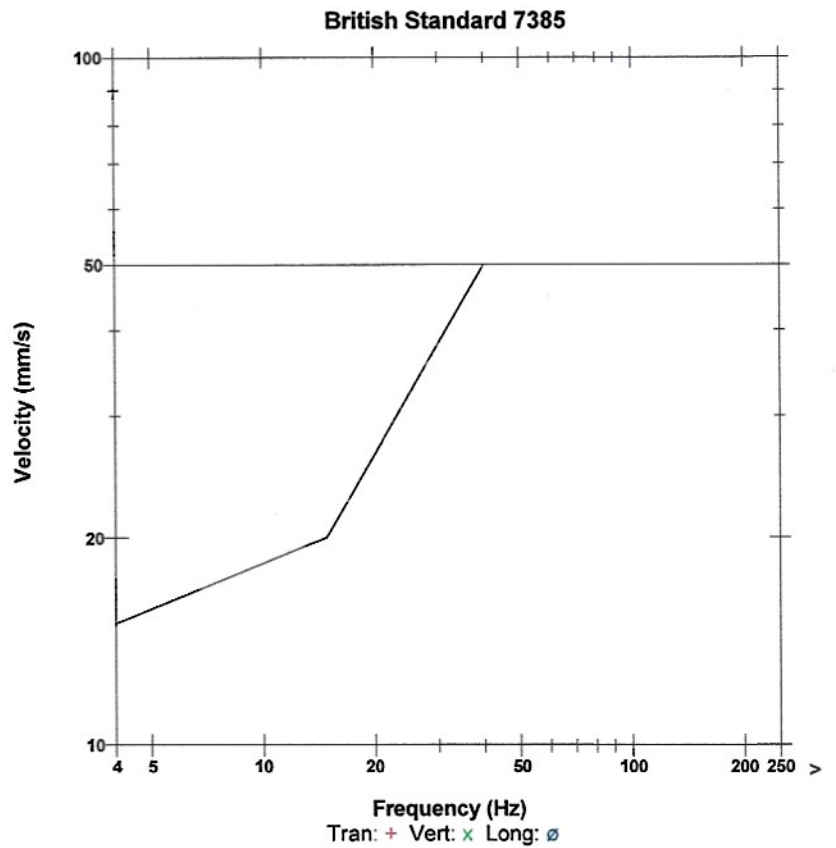
Notes

General:

Extended Notes

Microphone Linear Weighting
 PSPL 105.5 dB(L) at 1.950 sec
 ZC Freq 6.5 Hz
 Channel Test Passed (Freq = 20.5 Hz Amp = 590 mv)

	Tran	Vert	Long	
PPV	0.508	0.127	0.508	mm/s
ZC Freq	47	N/A	32	Hz
Time (Rel. to Trig)	0.000	-0.250	0.021	sec
Peak Acceleration	0.027	0.013	0.027	g
Peak Displacement	0.004	0.000	0.005	mm
Sensor Check	Passed	Check	Passed	
Peak Vector Sum	0.648 mm/s at 0.151 sec			
N/A: Not Applicable				



Time Scale: 0.20 sec/div Amplitude Scale: Geo: 2.000 mm/s/div Mic: 10.000 pa (L)/div
 Trigger = ▶◀

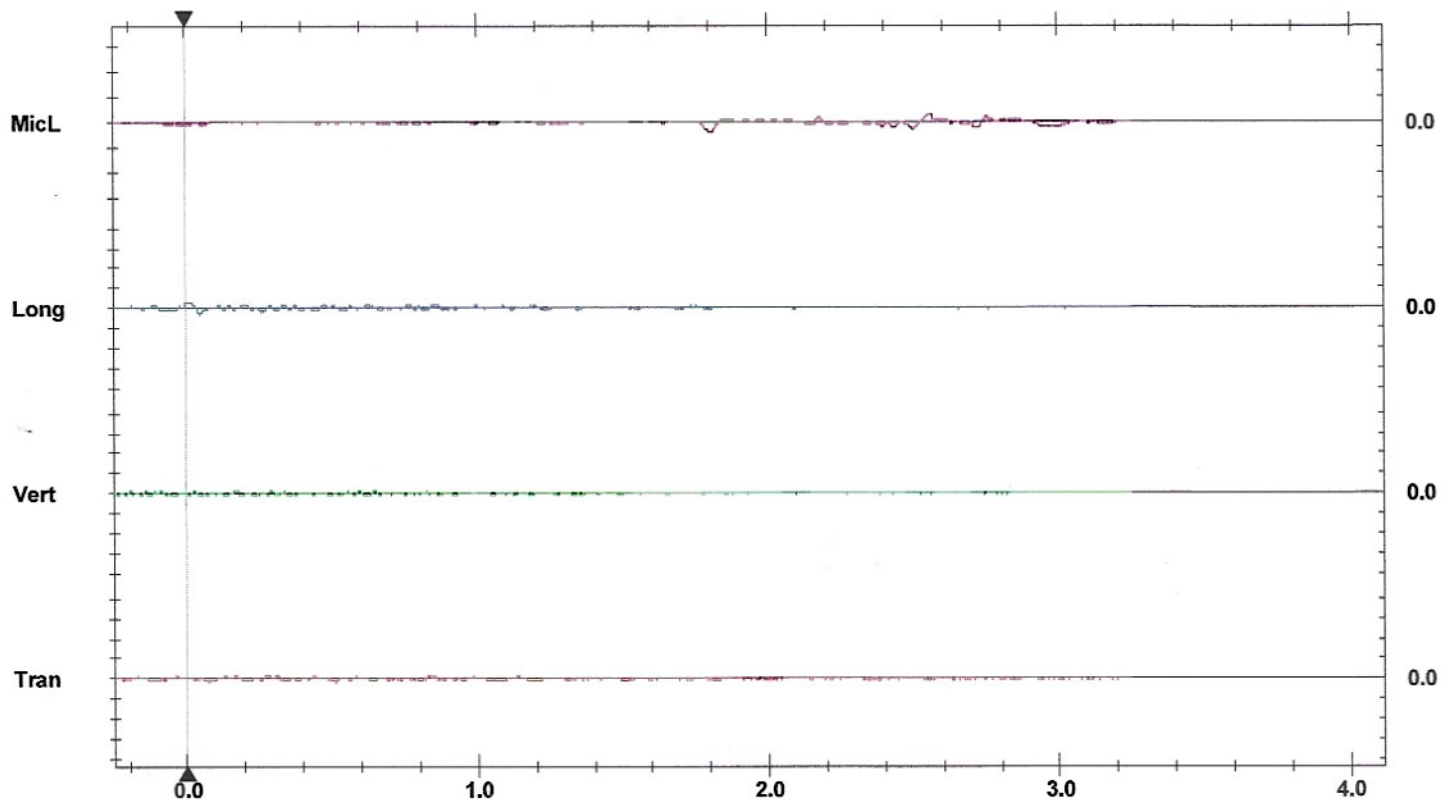
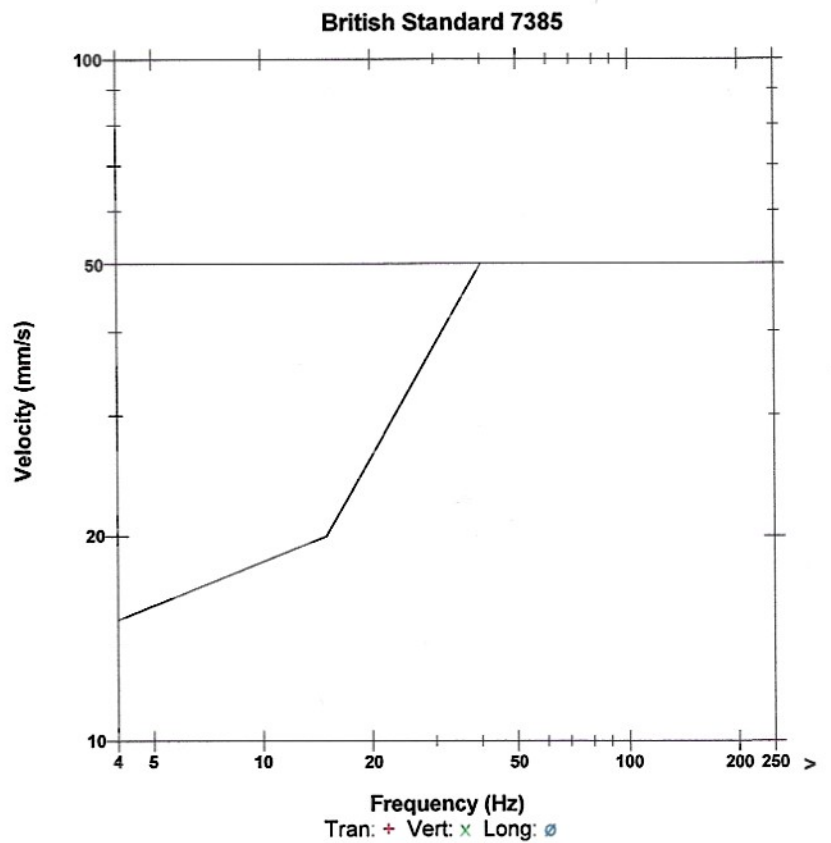
Date/Time Long at 13:40:43 November 8, 2021
 Trigger Source Geo: 0.510 mm/s
 Range Geo: 254.0 mm/s
 Record Time 3.25 sec (Auto=3Sec) at 1024 sps

Serial Number BA9209 V 10.72-8.17 BlastMate III
 Battery Level 6.3 Volts
 Unit Calibration March 30, 2021 by E.M.
 File Name K209J8EZ.BV0
 Post Event Notes
 Location: Mairead Murphy

Notes

Microphone Linear Weighting
 PSPL 104.9 dB(L) at 1.801 sec
 ZC Freq 8.5 Hz
 Channel Test Passed (Freq = 20.1 Hz Amp = 572 mv)

	Tran	Vert	Long	
PPV	0.381	0.381	0.635	mm/s
ZC Freq	22	43	13	Hz
Time (Rel. to Trig)	0.070	0.167	0.004	sec
Peak Acceleration	0.027	0.027	0.027	g
Peak Displacement	0.003	0.002	0.009	mm
Sensor Check	Passed	Passed	Passed	
Peak Vector Sum	0.660 mm/s at 0.012 sec			



Time Scale: 0.20 sec/div Amplitude Scale: Geo: 2.000 mm/s/div Mic: 10.000 pa.(L)/div
 Trigger =

Date/Time Vert at 13:40:38 November 8, 2021
 Trigger Source Geo: 0.510 mm/s
 Range Geo: 254.0 mm/s
 Record Time 4.25 sec (Auto=3Sec) at 1024 sps

Serial Number BA9208 V 10.72-8.17 BlastMate III
 Battery Level 6.2 Volts
 Unit Calibration March 30, 2021 by E.M.
 File Name K208J8EZ.BQ0
 Post Event Notes
 Location: Michael Murphy

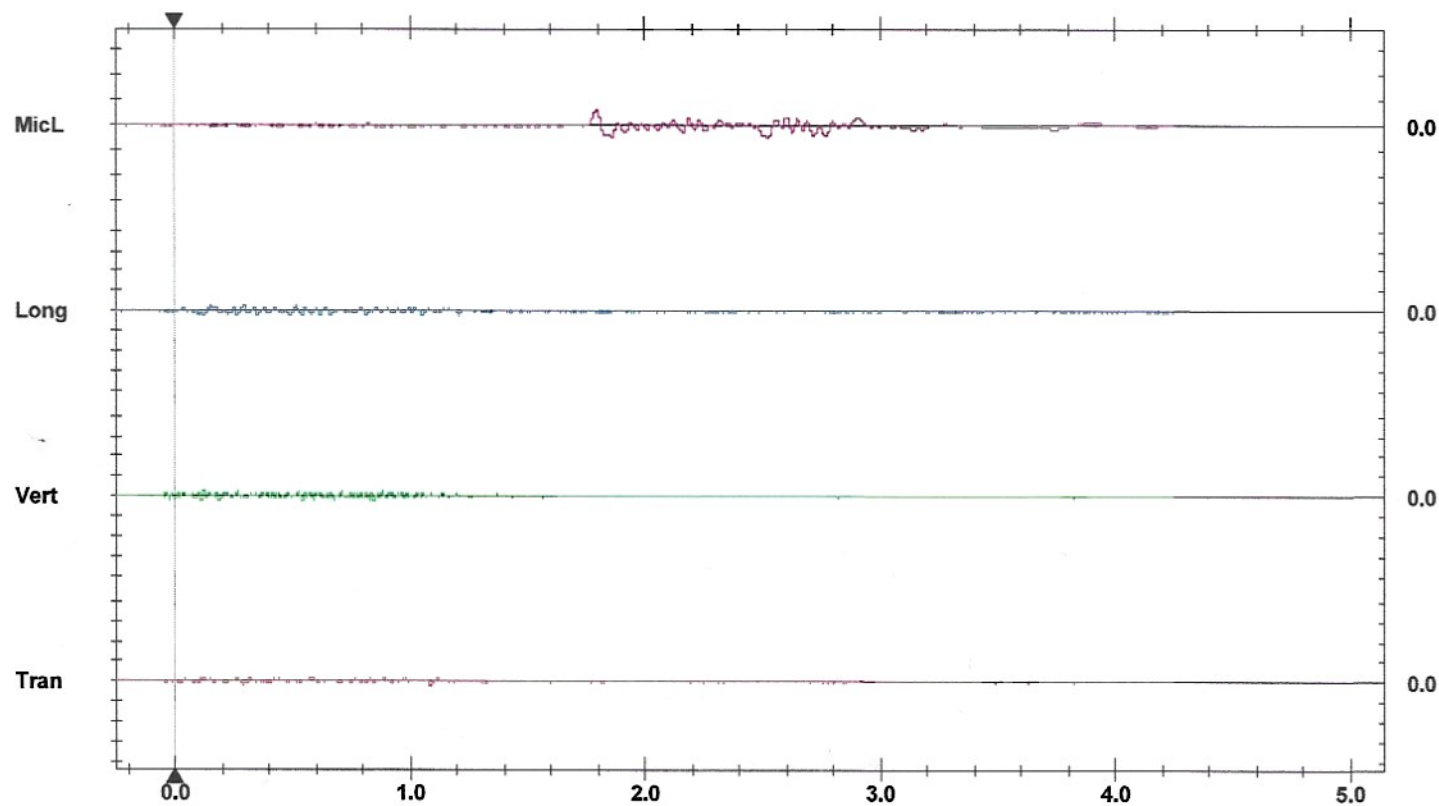
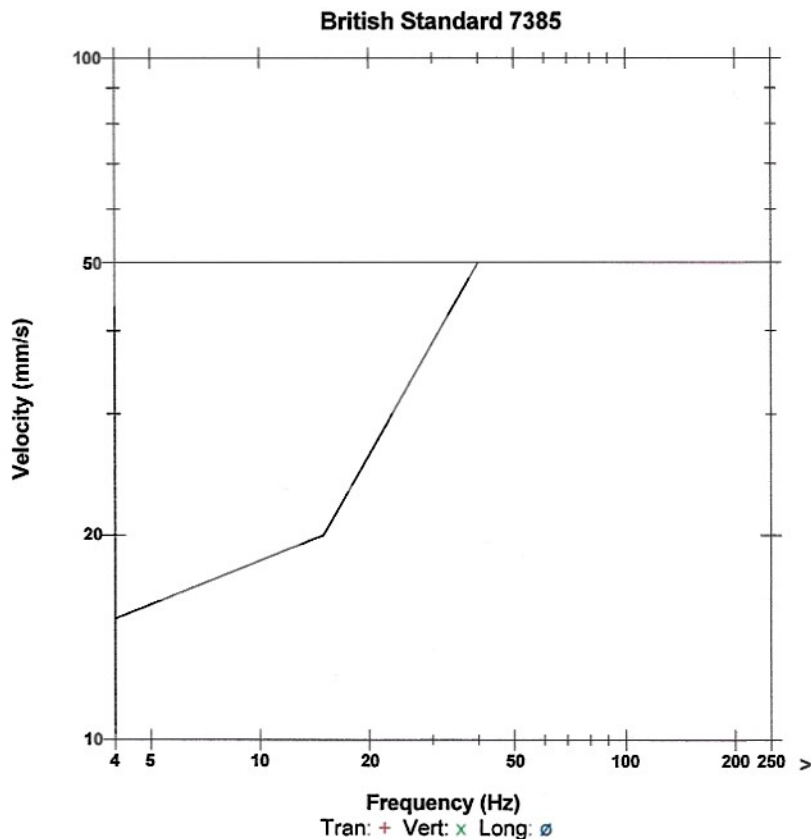
Notes

General:

Extended Notes

Microphone Linear Weighting
 PSPL 110.2 dB(L) at 1.794 sec
 ZC Freq 10 Hz
 Channel Test Passed (Freq = 20.1 Hz Amp = 592 mv)

	Tran	Vert	Long	
PPV	0.381	0.635	0.508	mm/s
ZC Freq	26	43	27	Hz
Time (Rel. to Trig)	0.117	0.126	0.122	sec
Peak Acceleration	0.027	0.027	0.027	g
Peak Displacement	0.003	0.002	0.005	mm
Sensor Check	Passed	Passed	Passed	
Peak Vector Sum	0.898 mm/s at 0.126 sec			



Time Scale: 0.20 sec/div Amplitude Scale: Geo: 2.000 mm/s/div Mic: 10.000 pa.(L)/div
 Trigger =

Date/Time Vert at 12:02:20 December 6, 2021
 Trigger Source Geo: 0.510 mm/s
 Range Geo: 254.0 mm/s
 Record Time 3.75 sec (Auto=3Sec) at 1024 sps

Serial Number BA9208 V 10.72-8.17 BlastMate III
 Battery Level 6.1 Volts
 Unit Calibration March 30, 2021 by E.M.
 File Name K208J9UP.FW0
 Post Event Notes
 Location: Mairead Murphy

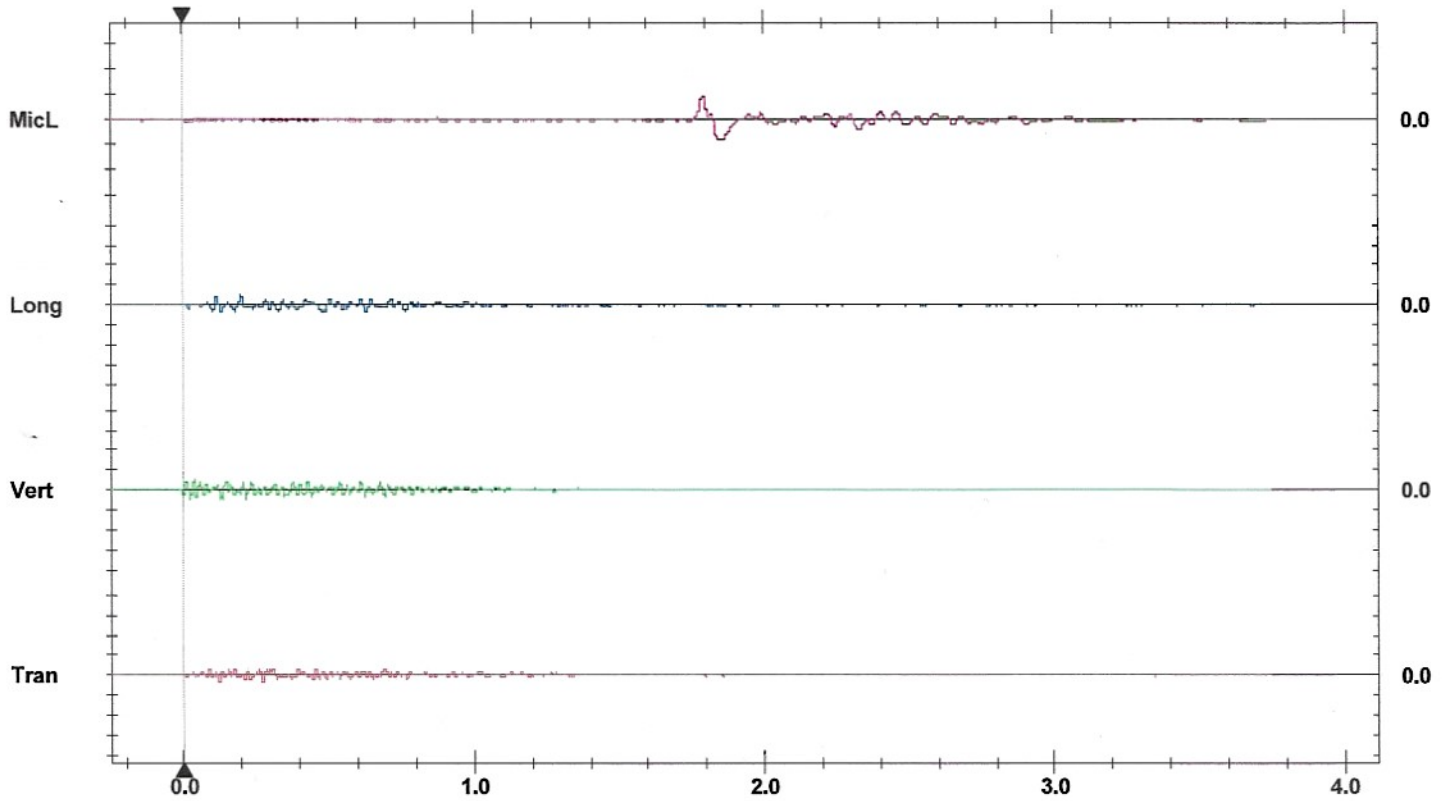
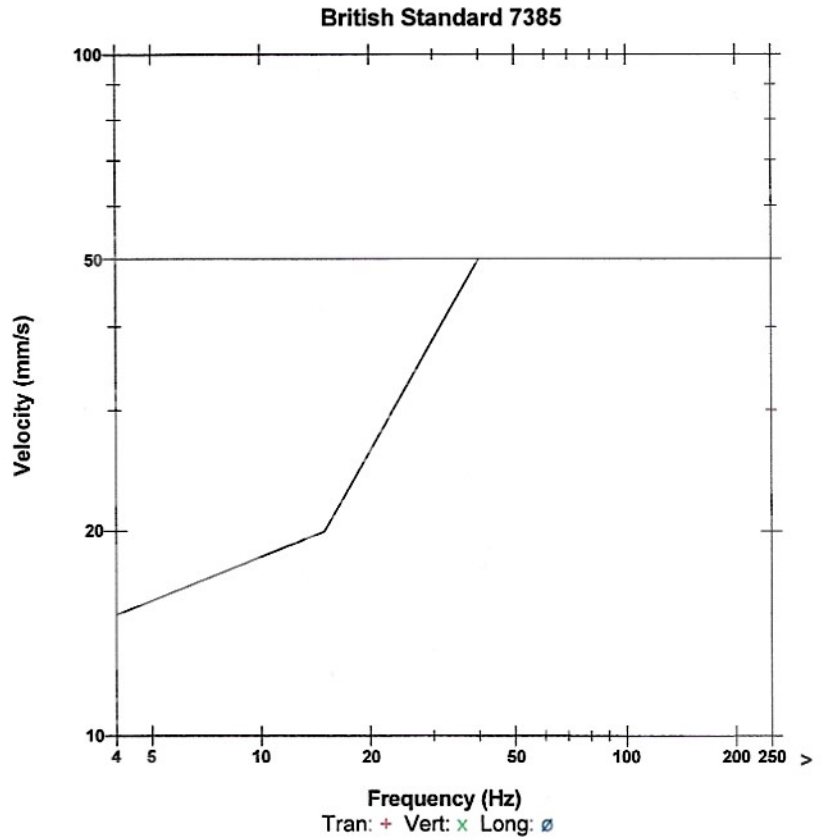
Notes

General:

Extended Notes

Microphone Linear Weighting
 PSPL 113.8 dB(L) at 1.790 sec
 ZC Freq 7.0 Hz
 Channel Test Passed (Freq = 20.1 Hz Amp = 610 mv)

	Tran	Vert	Long	
PPV	0.762	1.016	1.016	mm/s
ZC Freq	47	51	30	Hz
Time (Rel. to Trig)	0.270	0.036	0.198	sec
Peak Acceleration	0.027	0.040	0.027	g
Peak Displacement	0.005	0.005	0.008	mm
Sensor Check	Passed	Passed	Passed	
Peak Vector Sum	1.136 mm/s at 0.134 sec			



Time Scale: 0.20 sec/div Amplitude Scale: Geo: 2.000 mm/s/div Mic: 10.000 pa.(L)/div
 Trigger =

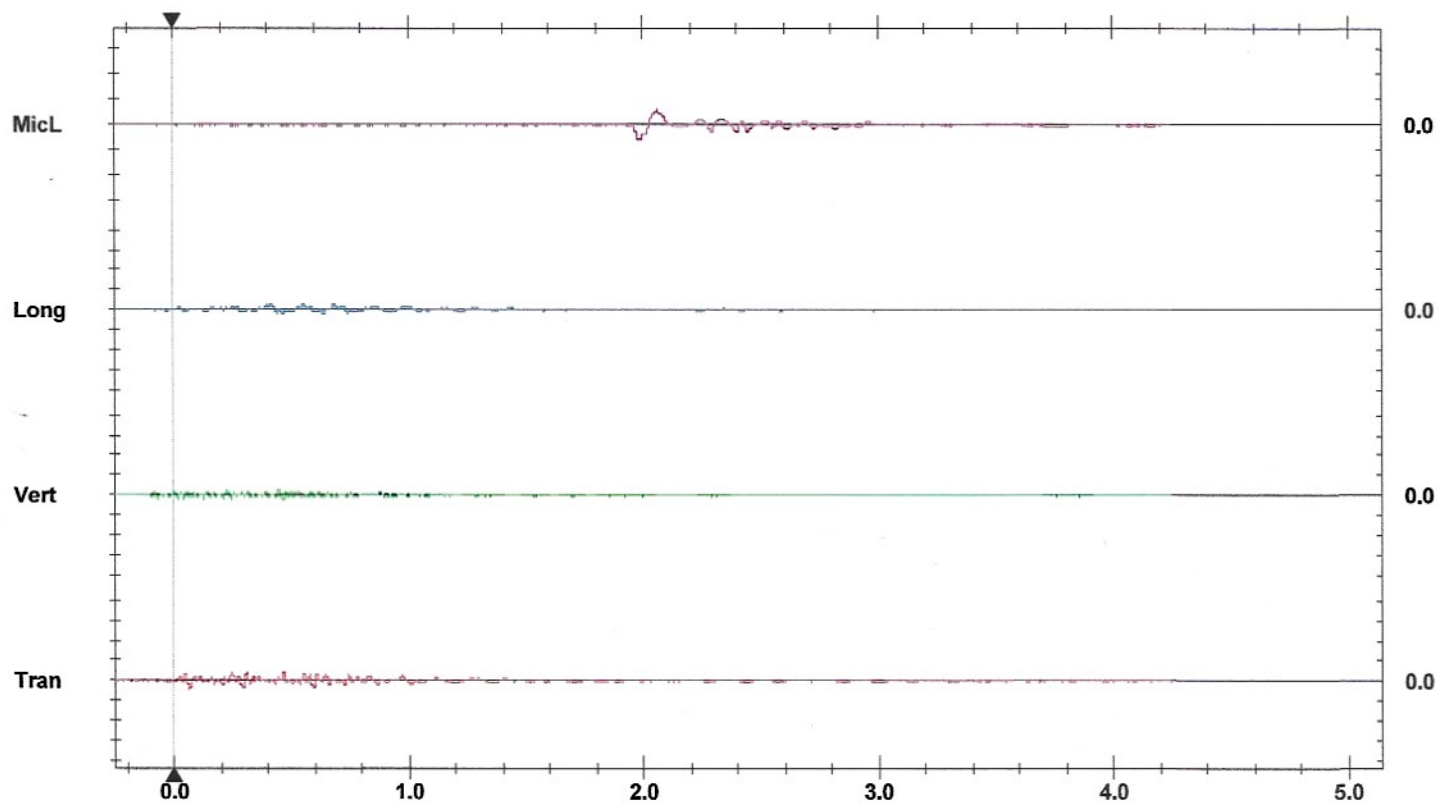
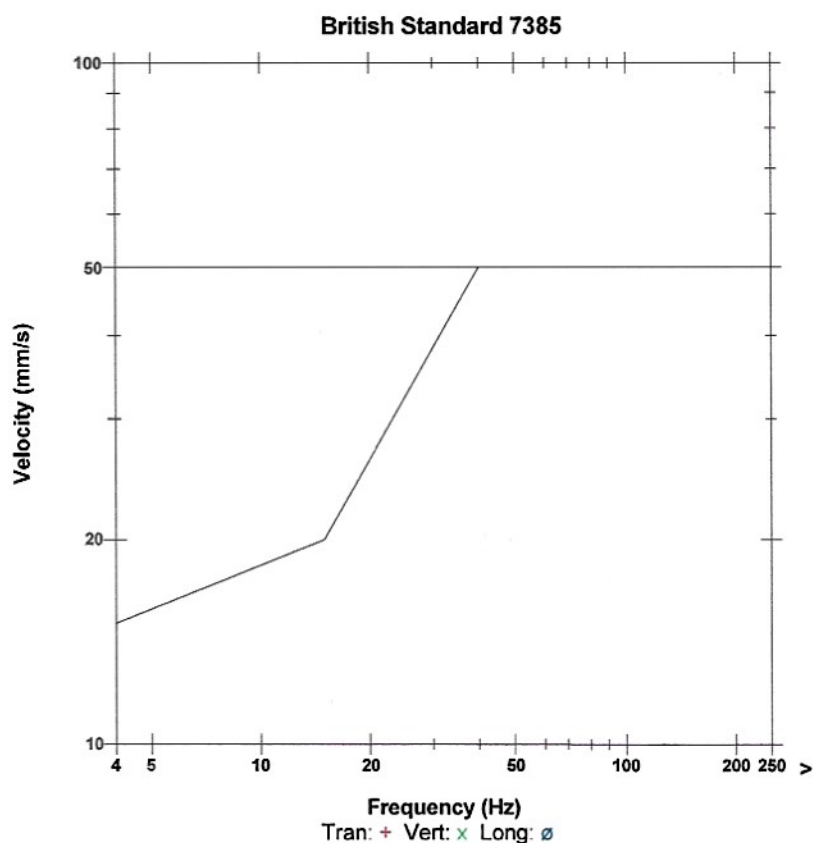
Date/Time Vert at 12:02:25 December 6, 2021
 Trigger Source Geo: 0.510 mm/s
 Range Geo: 254.0 mm/s
 Record Time 4.25 sec (Auto=3Sec) at 1024 sps

Serial Number BA9209 V 10.72-8.17 BlastMate III
 Battery Level 6.1 Volts
 Unit Calibration March 30, 2021 by E.M.
 File Name K209J9UP.G10
 Post Event Notes
 Location: Michael Murphy

Notes

Microphone Linear Weighting
 PSPL 109.9 dB(L) at 2.063 sec
 ZC Freq 6.0 Hz
 Channel Test Passed (Freq = 19.7 Hz Amp = 611 mv)

	Tran	Vert	Long	
PPV	0.889	0.508	0.508	mm/s
ZC Freq	28	39	12	Hz
Time (Rel. to Trig)	0.065	0.000	0.398	sec
Peak Acceleration	0.027	0.027	0.013	g
Peak Displacement	0.005	0.003	0.008	mm
Sensor Check	Passed	Passed	Passed	
Peak Vector Sum	0.933 mm/s at 0.246 sec			



Time Scale: 0.20 sec/div Amplitude Scale: Geo: 2.000 mm/s/div Mic: 10.000 pa.(L)/div
 Trigger = ▶◀

Date/Time Vert at 11:54:31 April 5, 2024
Trigger Source Geo: 0.510 mm/s
Range Geo: 254.0 mm/s
Record Time 4.25 sec (Auto=3Sec) at 1024 sps
Job Number: 2

Serial Number BE13017 V 10.72-8.17 MiniMate Plus
Battery Level 6.1 Volts
Unit Calibration December 6, 2023 by E.M.
File Name 0017KHMM.EV0

Notes
 Location:
 Client:
 User Name:
 General:

Post Event Notes
 Shillelagh Qrys
 Location-Ger Phibbs

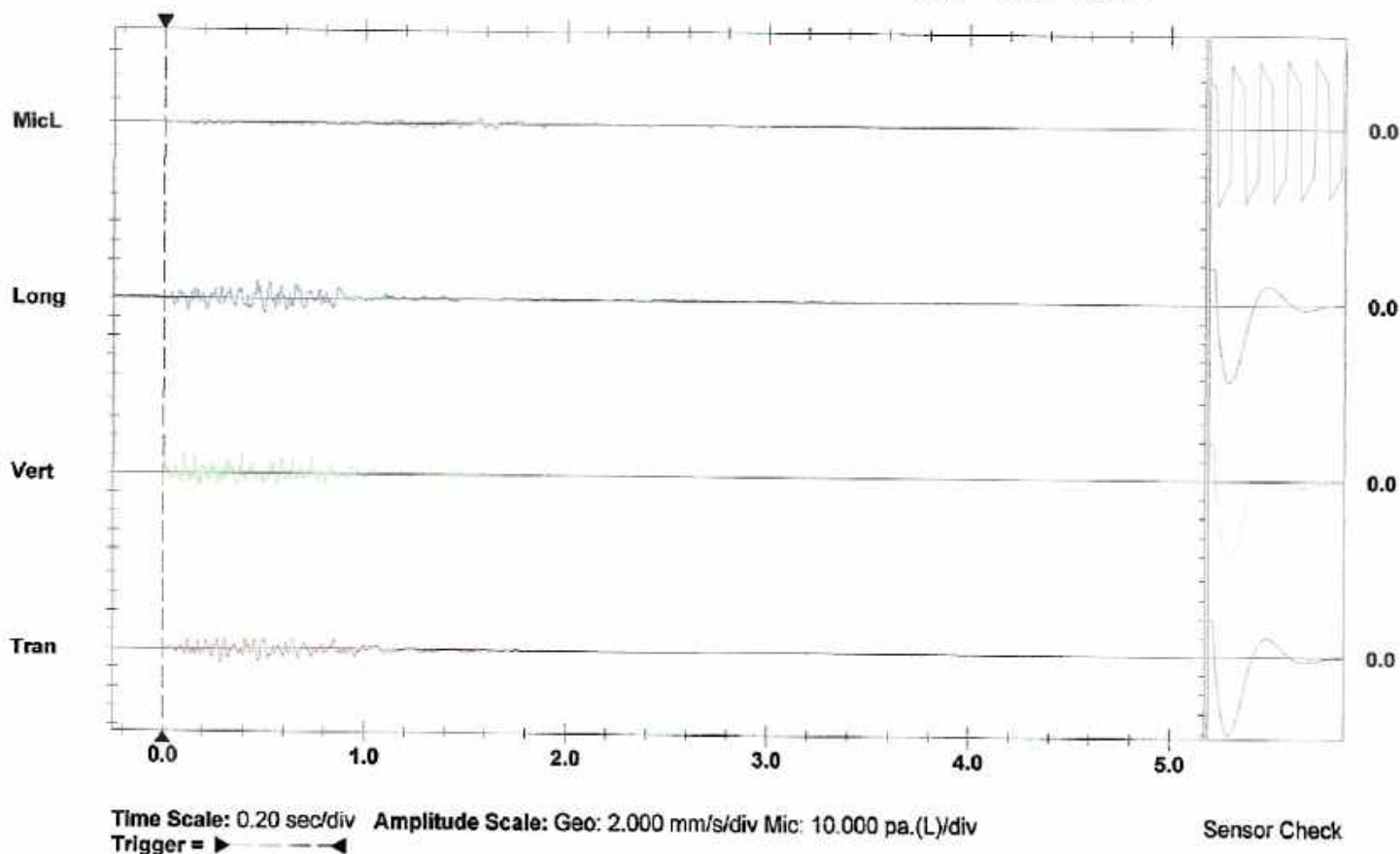
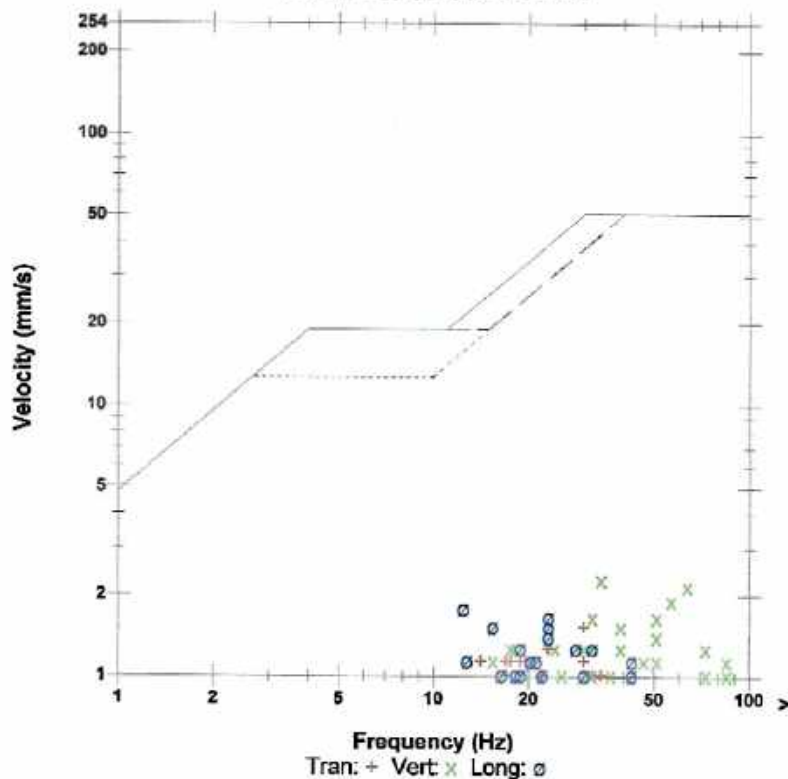
Extended Notes

Microphone Linear Weighting
PSPL 101.9 dB(L) at 1.567 sec
ZC Freq 8.5 Hz
Channel Test Passed (Freq = 19.7 Hz Amp = 636 mv)

	Tran	Vert	Long	
PPV	1.524	2.286	1.778	mm/s
ZC Freq	30	34	12	Hz
Time (Rel. to Trig)	0.291	0.104	0.464	sec
Peak Acceleration	0.040	0.080	0.040	g
Peak Displacement	0.012	0.011	0.016	mm
Sensor Check	Passed	Passed	Passed	
Frequency	7.3	7.4	7.3	Hz
Overswing Ratio	4.0	3.8	4.0	

Peak Vector Sum 2.331 mm/s at 0.104 sec

USBM R18507 And OSMRE



Date/Time Vert at 11:54:13 April 5, 2024
 Trigger Source Geo: 0.510 mm/s
 Range Geo: 254.0 mm/s
 Record Time 4.25 sec (Auto=3Sec) at 1024 sps
 Job Number: 1

Serial Number BE11802 V 10.72-8.17 MiniMate Plus
 Battery Level 6.0 Volts
 Unit Calibration December 6, 2023 by E.M.
 File Name M802KHMM.ED0

Notes

Location:
 Client:
 User Name:
 General:

Post Event Notes

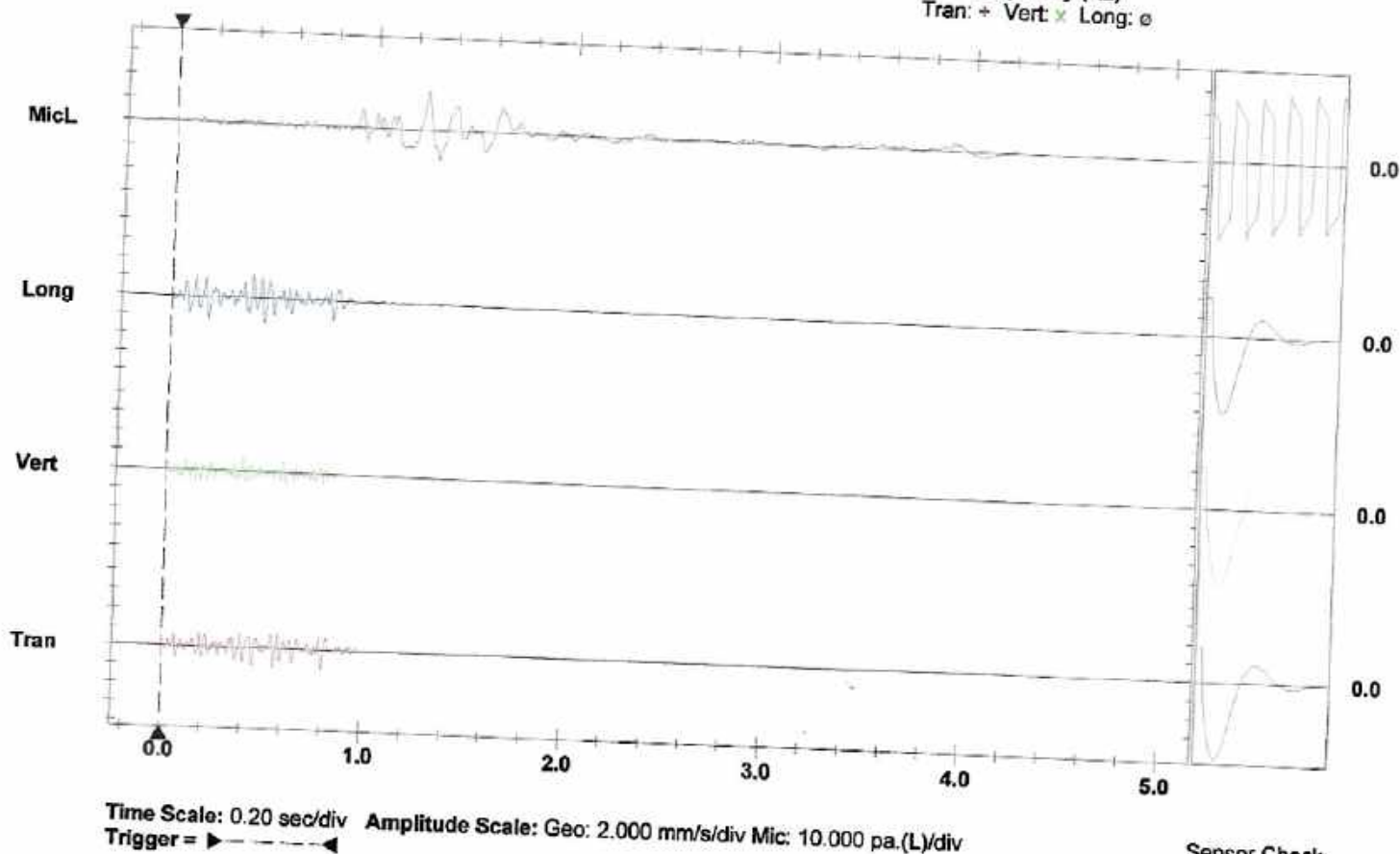
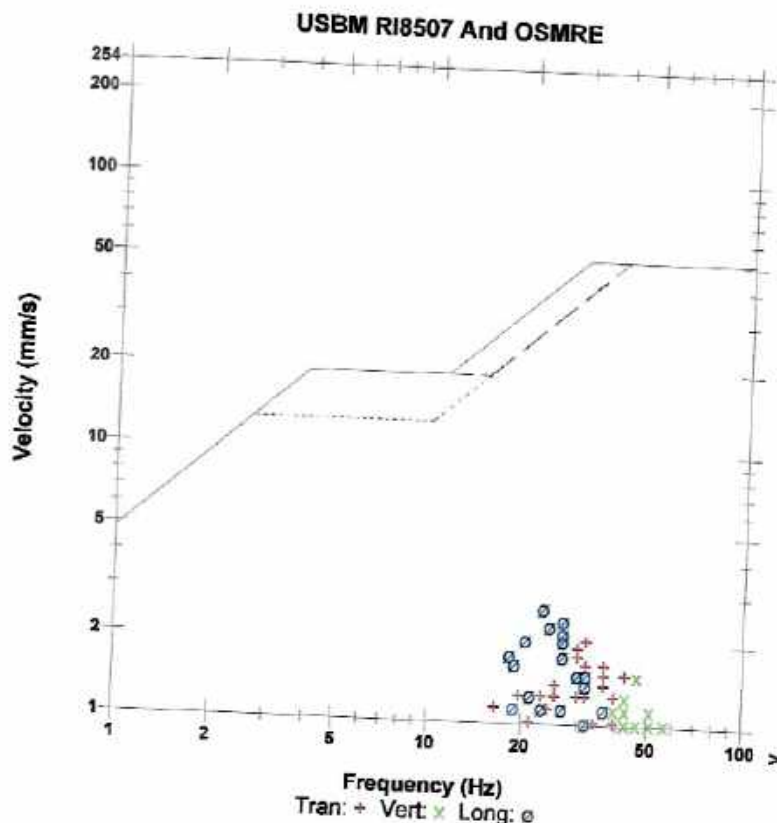
Shillelagh Qrys
 Location-Anne Cullens

Extended Notes

Microphone Linear Weighting
 PSPL 118.3 dB(L) at 1.254 sec
 ZC Freq 8.0 Hz
 Channel Test Passed (Freq = 20.1 Hz Amp = 619 mv)

	Tran	Vert	Long	
PPV	2.032	1.524	2.667	mm/s
ZC Freq	32	47	23	Hz
Time (Rel. to Trig)	0.563	0.388	0.471	sec
Peak Acceleration	0.053	0.040	0.066	g
Peak Displacement	0.011	0.005	0.019	mm
Sensor Check	Passed	Passed	Passed	
Frequency	7.2	7.5	7.7	Hz
Overswing Ratio	4.1	3.7	4.2	

Peak Vector Sum 2.800 mm/s at 0.411 sec



Event Report

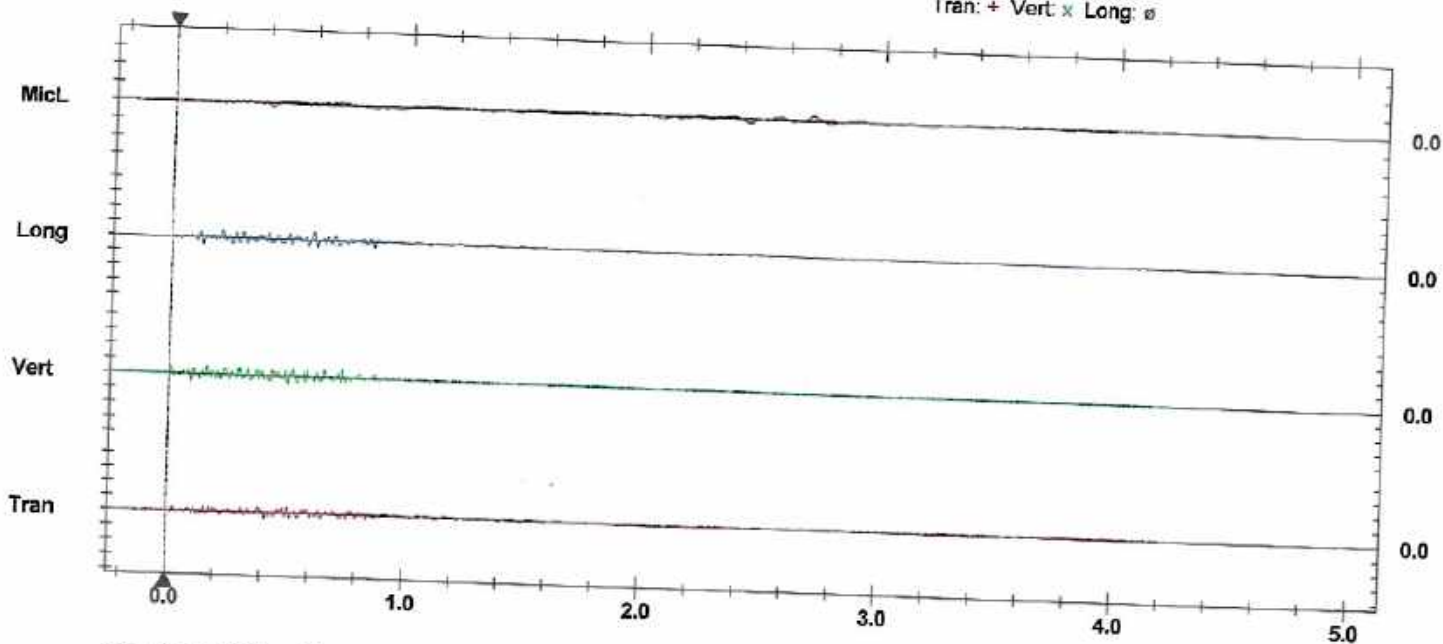
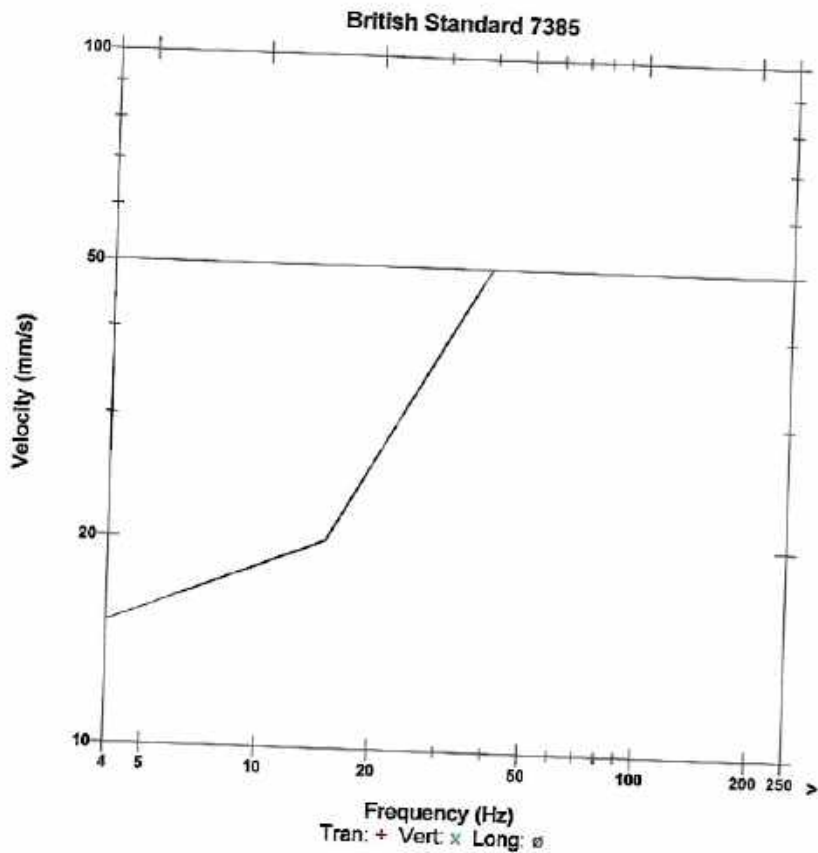
Date/Time Vert at 11:58:41 April 5, 2024
 Trigger Source Geo: 0.510 mm/s
 Range Geo: 254.0 mm/s
 Record Time 4.25 sec (Auto=3Sec) at 1024 sps

Notes

Serial Number BA9208 V 10.72-8.17 BlastMata III
 Battery Level 6.2 Volts
 Unit Calibration April 11, 2023 by E.M.
 File Name K208KHMM.LTO
 Post Event Notes
 Location: Boylans Residence
 User: Shillelagh Quarries

Microphone Linear Weighting
 PSPL 102.8 dB(L) at 2.693 sec
 ZC Freq 7.4 Hz
 Channel Test Passed (Freq = 20.5 Hz Amp = 566 mv)

	Tran	Vert	Long	
PPV	0.762	1.143	1.016	mm/s
ZC Freq	39	43	43	Hz
Time (Rel. to Trig)	0.417	0.734	0.130	sec
Peak Acceleration	0.027	0.040	0.040	g
Peak Displacement	0.008	0.006	0.005	mm
Sensor Check	Passed	Passed	Passed	
Peak Vector Sum	1.295 mm/s at 0.505 sec			



Event Report

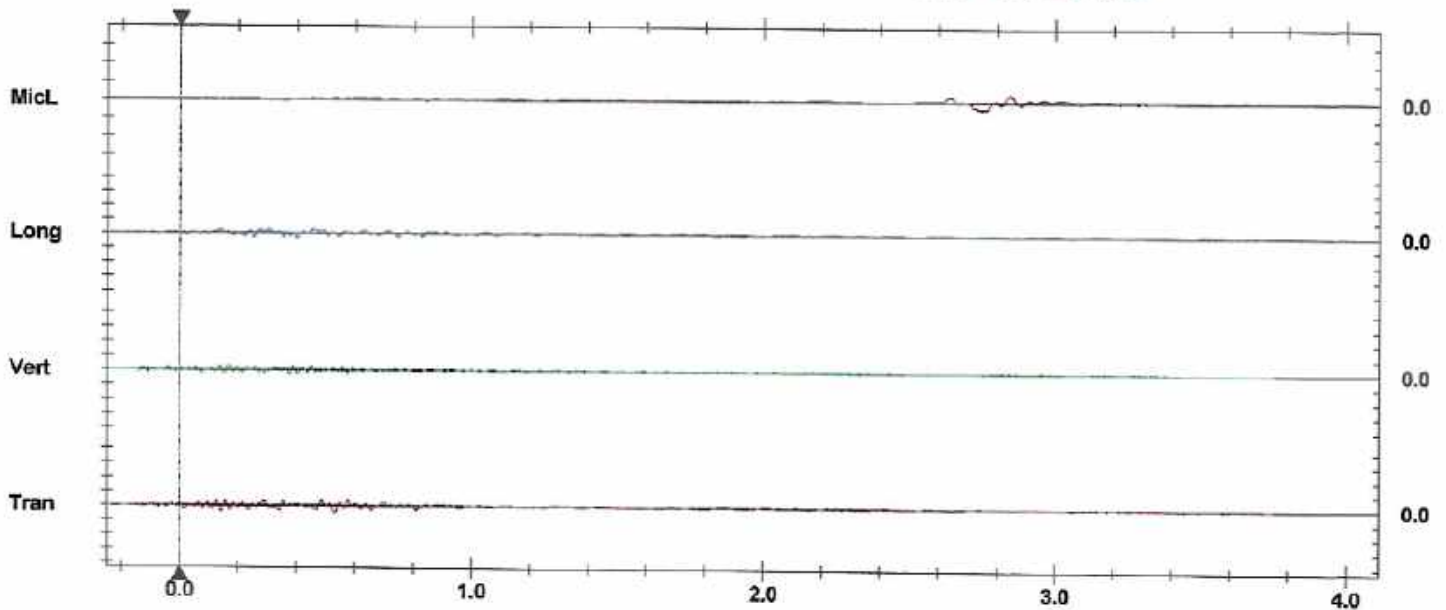
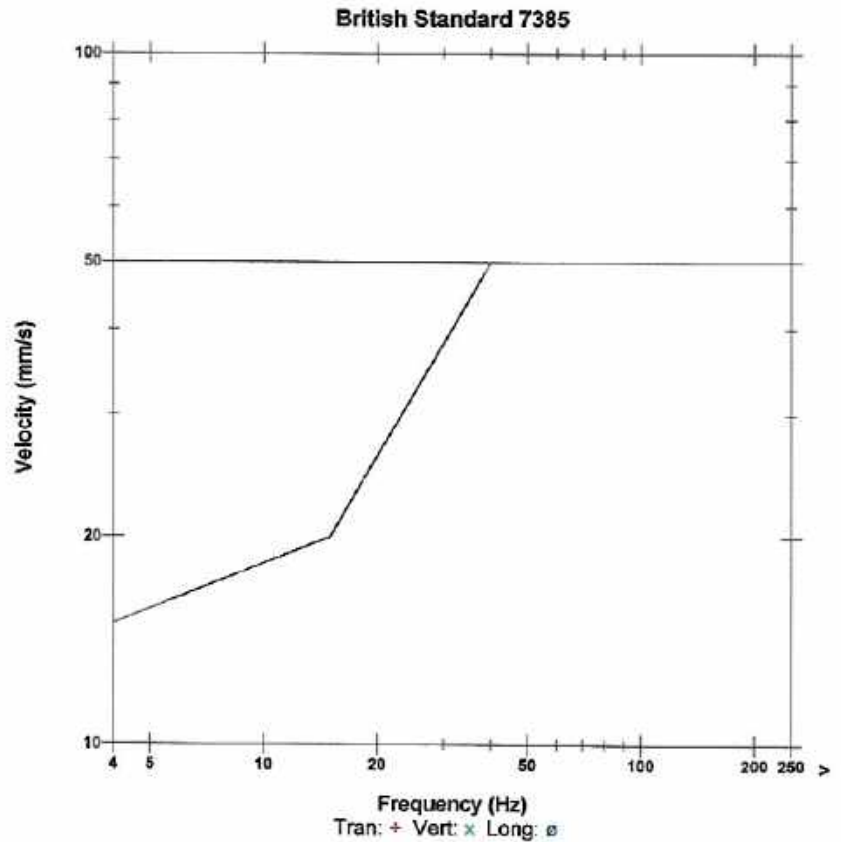
Date/Time Tran at 11:58:40 April 5, 2024
 Trigger Source Geo: 0.510 mm/s
 Range Geo: 254.0 mm/s
 Record Time 3.75 sec (Auto=3Sec) at 1024 sps

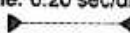
Notes

Serial Number BA9209 V 10.72-8 17 BlastMate III
 Battery Level 6.1 Volts
 Unit Calibration April 11, 2023 by E.M.
 File Name K209KHMM.LS0
 Post Event Notes
 Location: Murphys Residence
 User: Shillelagh Quarries

Microphone Linear Weighting
 PSPL 107.5 dB(L) at 2.843 sec
 ZC Freq 10 Hz
 Channel Test Passed (Freq = 20.1 Hz Amp = 603 mv)

	Tran	Vert	Long	
PPV	0.889	0.635	0.635	mm/s
ZC Freq	22	32	32	Hz
Time (Rel. to Trig)	0.528	0.161	0.252	sec
Peak Acceleration	0.027	0.027	0.027	g
Peak Displacement	0.007	0.004	0.006	mm
Sensor Check	Passed	Passed	Passed	
Peak Vector Sum	0.950 mm/s at 0.140 sec			



Time Scale: 0.20 sec/div Amplitude Scale: Geo: 2.000 mm/s/div Mic: 10.000 pa.(L)/div
 Trigger = 

Event Report

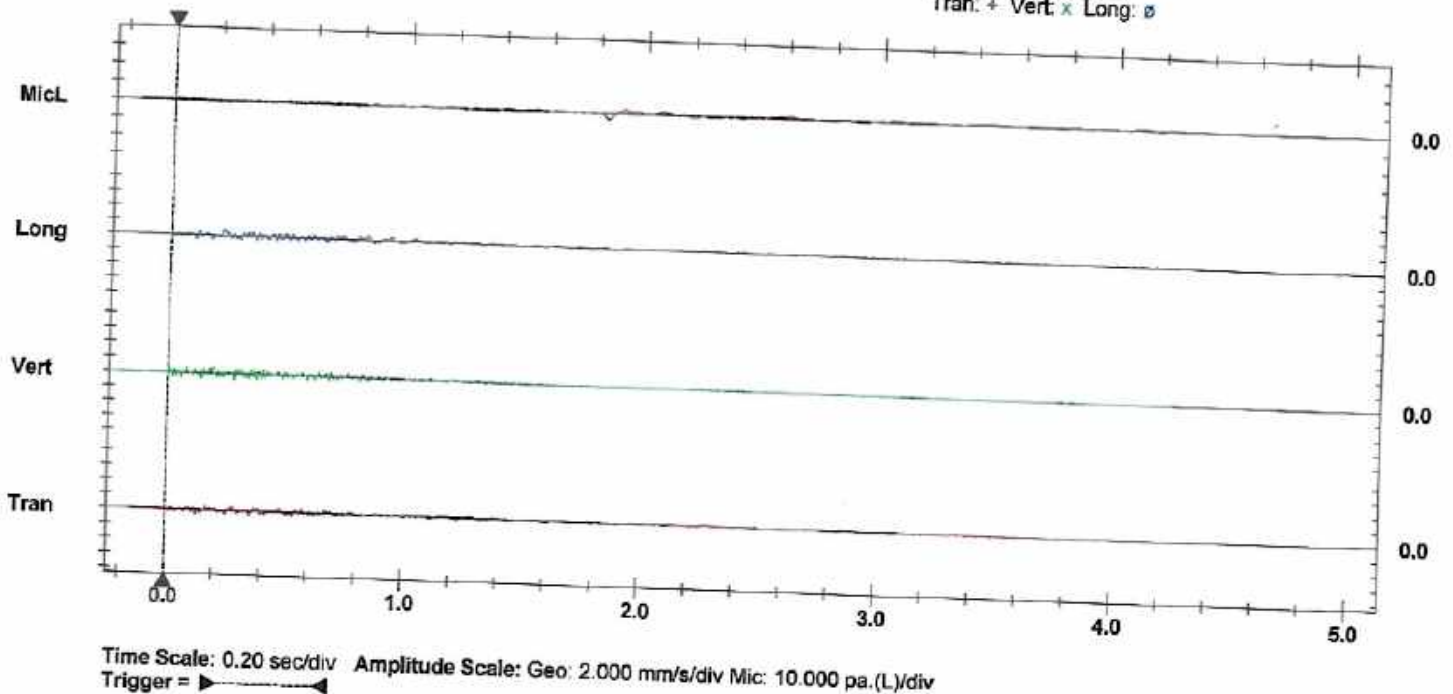
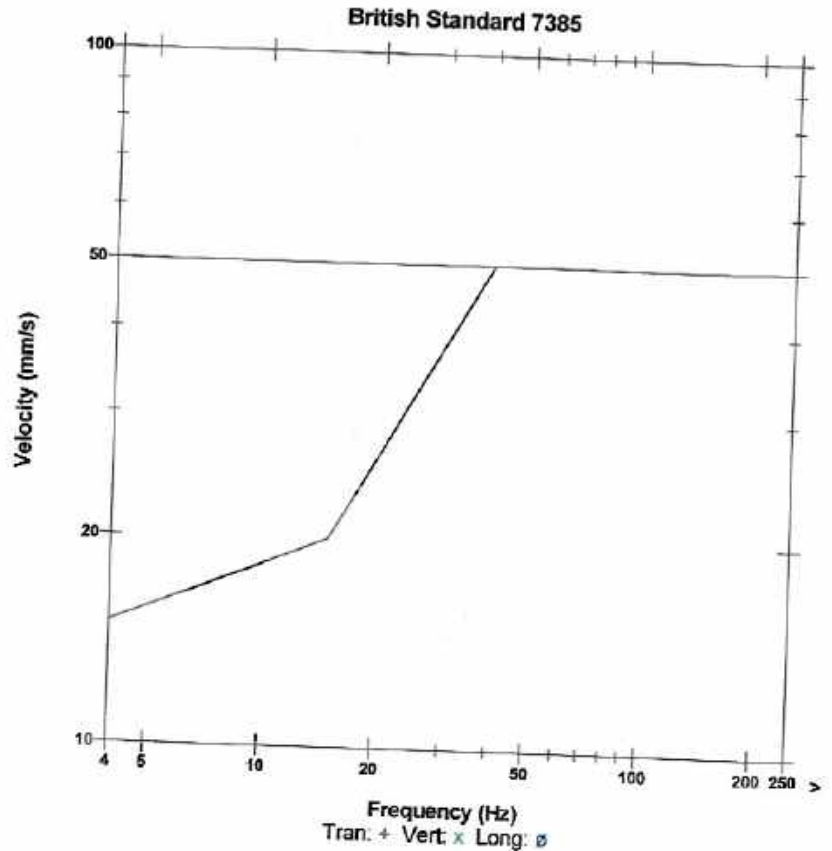
Date/Time Vert at 11:59:28 August 2, 2024
 Trigger Source Geo: 0.510 mm/s
 Range Geo: 254.0 mm/s
 Record Time 4.25 sec (Auto=3Sec) at 1024 sps

Notes

Serial Number BA9209 V 10.72-8.17 BlastMate III
 Battery Level 6.0 Volts
 Unit Calibration April 17, 2024 by E.M.
 File Name K209KNQZ.Z40
 Post Event Notes
 Location: Boylans Residence
 User: Shillelagh Quarries

Microphone Linear Weighting
 PSPL 104.9 dB(L) at 1.833 sec
 ZC Freq 8.8 Hz
 Channel Test Passed (Freq = 20.1 Hz Amp = 526 mv)

	Tran	Vert	Long	
ppv	0.508	0.889	0.762	mm/s
ZC Freq	43	85	21	Hz
Time (Rel. to Trig)	0.128	0.280	0.219	sec
Peak Acceleration	0.027	0.040	0.027	g
Peak Displacement	0.004	0.003	0.006	mm
Sensor Check	Passed	Passed	Passed	
Peak Vector Sum	0.967 mm/s at 0.280 sec			



Event Report

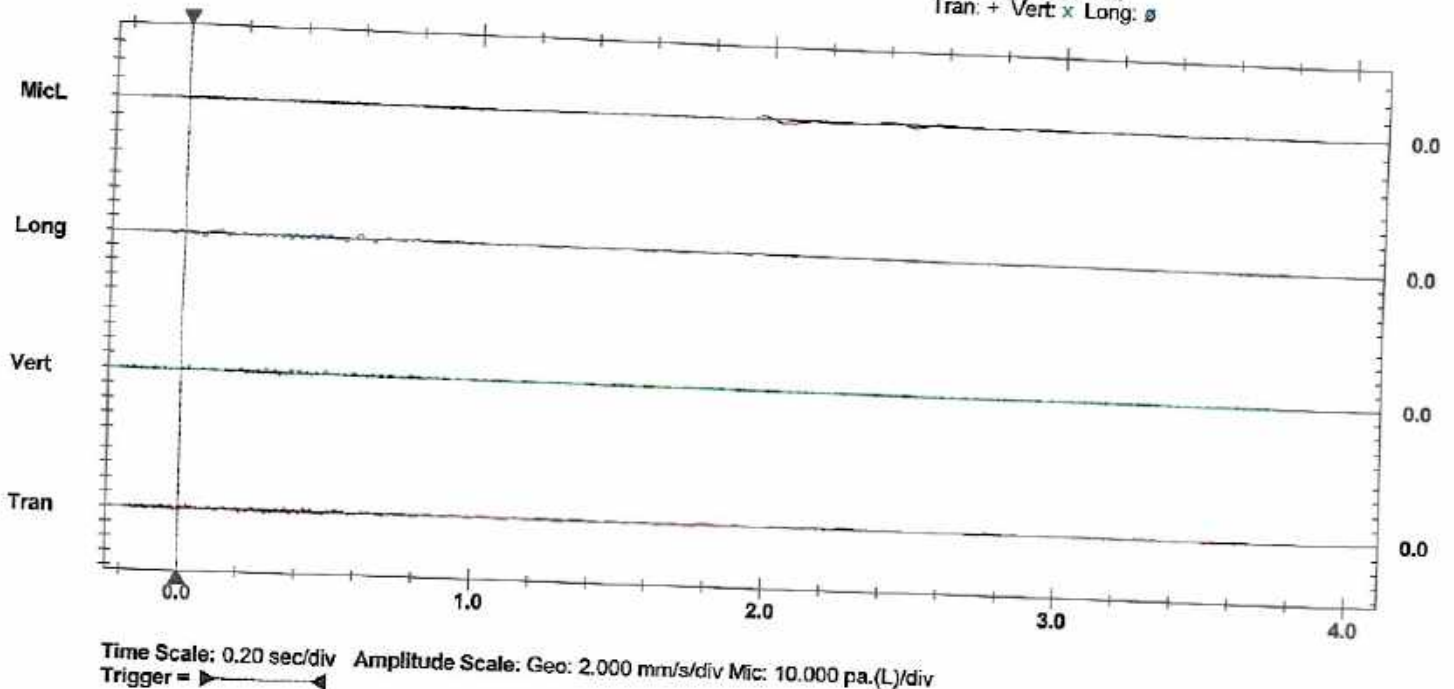
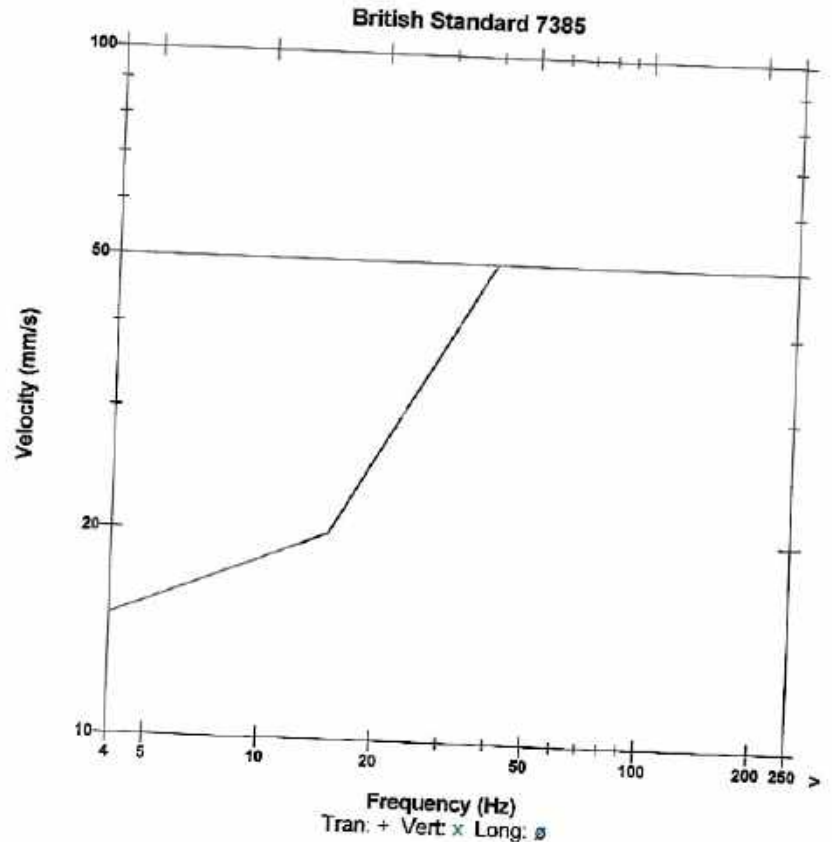
Date/Time Tran at 11:59:34 August 2, 2024
 Trigger Source Geo: 0.510 mm/s
 Range Geo: 254.0 mm/s
 Record Time 3.75 sec (Auto=3Sec) at 1024 sps

Notes

Serial Number BA9208 V 10.72-8.17 BlastMate III
 Battery Level 6.1 Volts
 Unit Calibration April 17, 2024 by E.M.
 File Name K208KNQZ.ZA0
 Post Event Notes
 Location: Murphys Residence
 User: Shillelagh Quarries

Microphone Linear Weighting
 PSPL 100.0 dB(L) at 1.967 sec
 ZC Freq 8.1 Hz
 Channel Test Passed (Freq = 20.1 Hz Amp = 576 mv)

	Tran	Vert	Long	
PPV	0.508	0.508	0.508	mm/s
ZC Freq	39	32	27	Hz
Time (Rel. to Trig)	0.000	0.292	0.063	sec
Peak Acceleration	0.027	0.027	0.027	g
Peak Displacement	0.002	0.002	0.005	mm
Sensor Check	Passed	Passed	Passed	
Peak Vector Sum	0.741 mm/s at 0.362 sec			



Event Report

Date/Time Vert at 11:59:19 February 22, 2024
 Trigger Source Geo: 0.510 mm/s
 Range Geo: 254.0 mm/s
 Record Time 4.25 sec (Auto=3Sec) at 1024 sps
 Job Number: 1

Serial Number BE11802 V 10.72-8.17 MiniMate Plus
 Battery Level 6.0 Volts
 Unit Calibration December 6, 2023 by E.M.
 File Name M802KFEZ.YV0

Notes
 Location:
 Client:
 User Name:
 General:

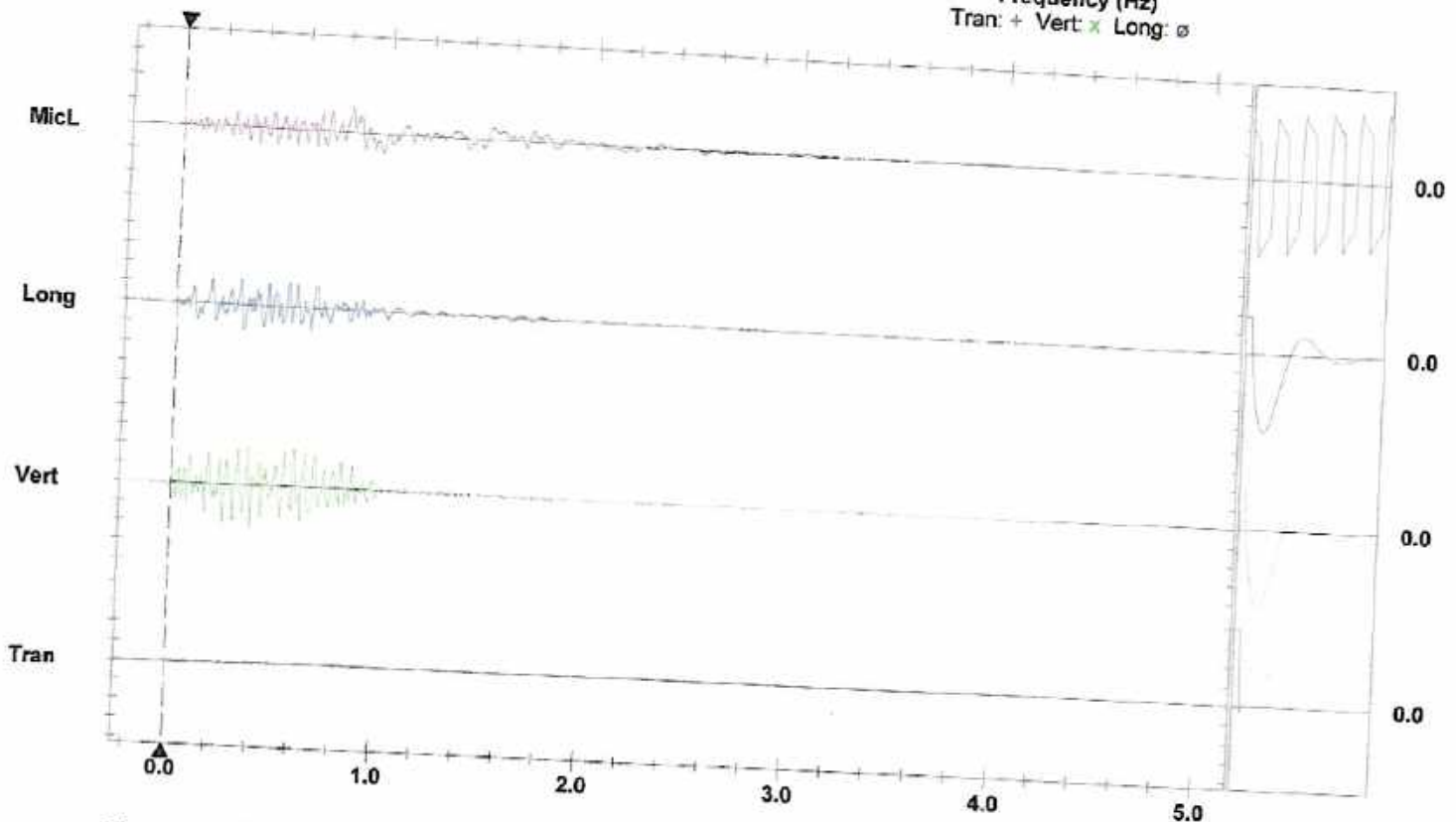
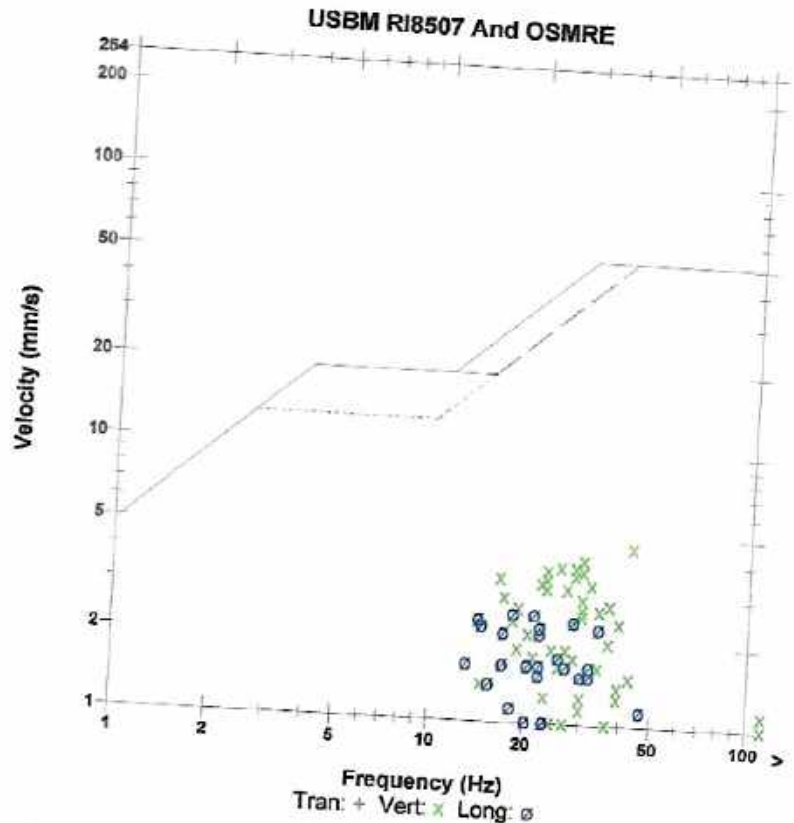
Post Event Notes
 Shillelagh Qrys
 Location-P Cullen

Extended Notes

Microphone Linear Weighting
 PSPL 114.2 dB(L) at 0.820 sec
 ZC Freq 6.0 Hz
 Channel Test Passed (Freq = 20.1 Hz Amp = 690 mv)

	Tran	Vert	Long	
PPV	0.381	4.572	2.540	mm/s
ZC Freq	>100	43	18	Hz
Time (Rel. to Trig)	0.397	0.394	0.314	sec
Peak Acceleration	0.027	0.159	0.066	g
Peak Displacement	0.000	0.025	0.023	mm
Sensor Check	Check	Passed	Passed	
Frequency	18.6	7.4	7.5	Hz
Overswing Ratio	0.0	3.8	4.3	

Peak Vector Sum 4.861 mm/s at 0.394 sec



Sensor Check

Date/Time Long at 11:57:51 February 22, 2024
 Trigger Source Geo: 0.510 mm/s
 Range Geo: 254.0 mm/s
 Record Time 4.25 sec (Auto=3Sec) at 1024 sps
 Job Number: 2

Serial Number BE13017 V 10.72-8.17 MiniMate Plus
 Battery Level 6.2 Volts
 Unit Calibration December 6, 2023 by E.M.
 File Name 0017KFEZ.WF0

Notes
 Location:
 Client:
 User Name:
 General:

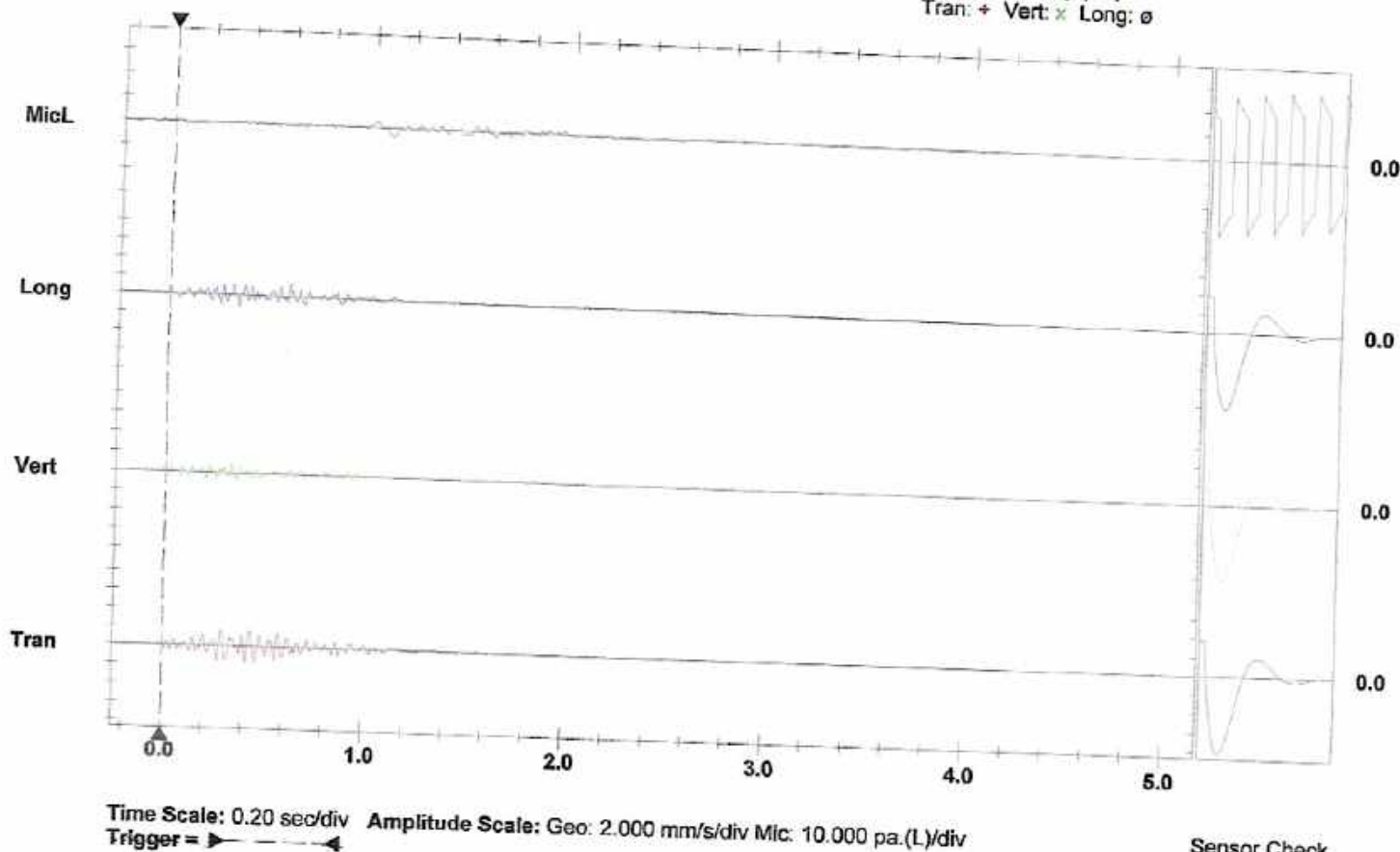
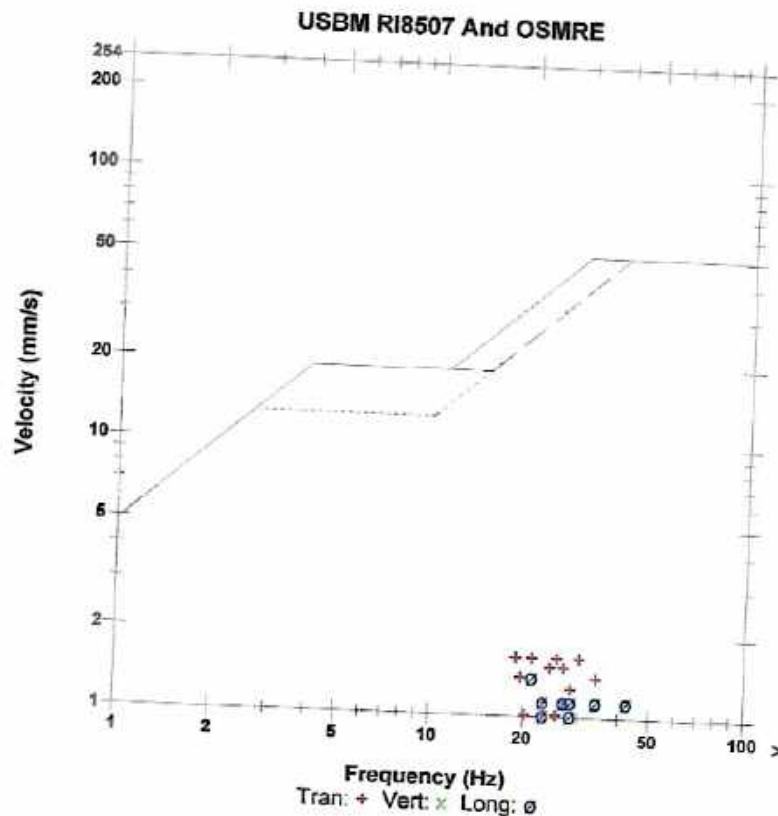
Post Event Notes
 Shillelagh Qrys
 Location-Ger Phibbs

Extended Notes

Microphone Linear Weighting
 PSPL 104.9 dB(L) at 1.091 sec
 ZC Freq 8.8 Hz
 Channel Test Passed (Freq = 19.7 Hz Amp = 668 mv)

	Tran	Vert	Long	
ppv	1.651	0.762	1.397	mm/s
ZC Freq	26	47	21	Hz
Time (Rel. to Trig)	0.296	0.330	0.604	sec
Peak Acceleration	0.040	0.027	0.040	g
Peak Displacement	0.013	0.004	0.009	mm
Sensor Check	Passed	Passed	Passed	
Frequency	7.3	7.4	7.4	Hz
Overswing Ratio	4.1	3.8	4.1	

Peak Vector Sum 1.769 mm/s at 0.296 sec



Event Report

Date/Time Vert at 12:02:16 February 22, 2024
 Trigger Source Geo: 0.510 mm/s
 Range Geo: 254.0 mm/s
 Record Time 4.25 sec (Auto=3Sec) at 1024 sps

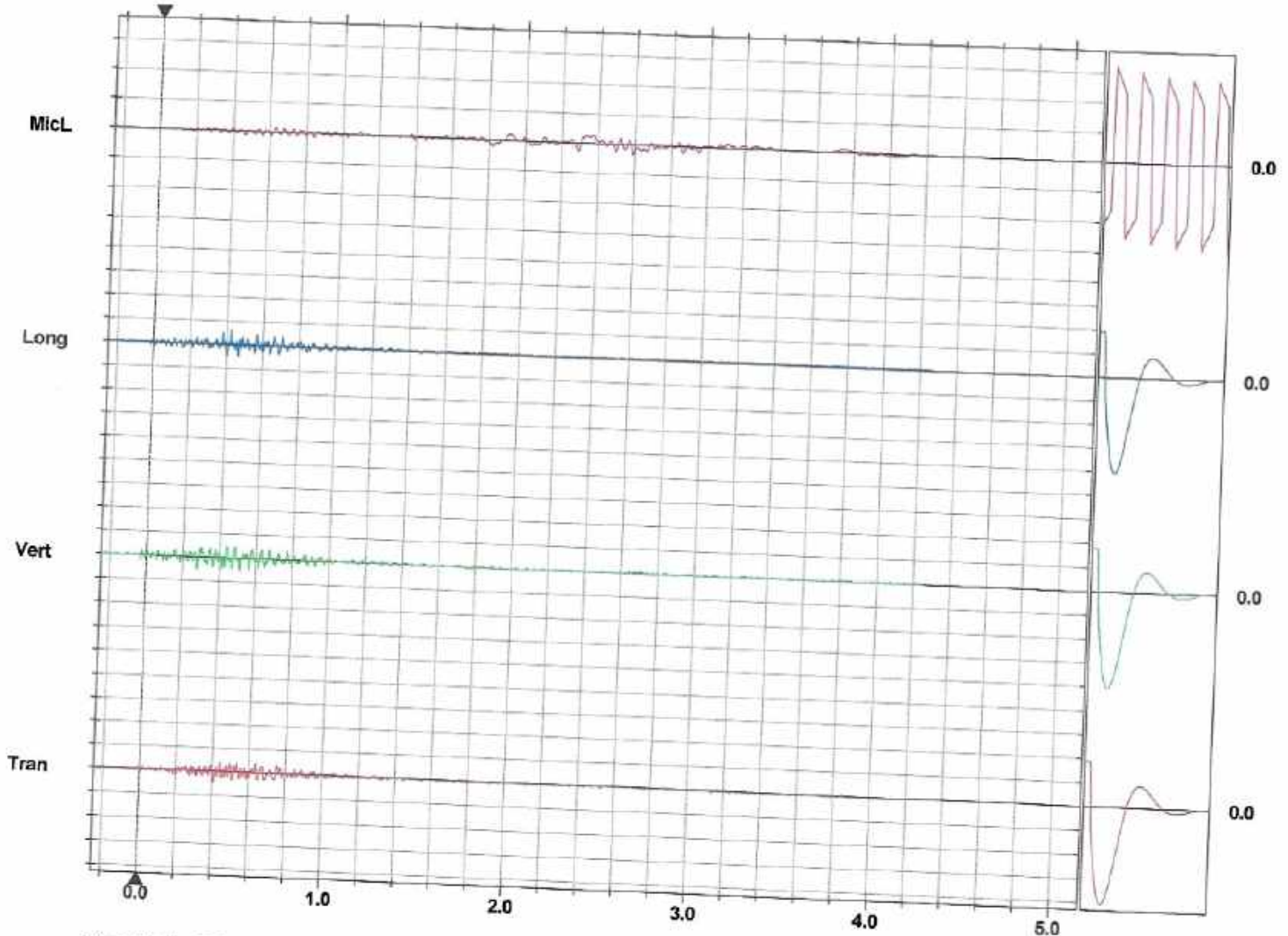
Serial Number BA9209 V 10.72-8.17 BlastMate III
 Battery Level 6.0 Volts
 Unit Calibration April 11, 2023 by E.M.
 File Name K208KFF0.3S0
 Post Event Notes
 Boylan Residence

Notes

Microphone Linear Weighting
 PSPL 104.2 dB(L) 3.250 pa.(L) at 2.585 sec
 ZC Freq 4.9 Hz
 Channel Test Passed (Freq = 19.7 Hz Amp = 613 mv)

	Tran	Vert	Long	
PPV	0.889	1.016	1.270	mm/s
ZC Freq	39	51	47	Hz
Time (Rel. to Trig)	0.405	0.277	0.423	sec
Peak Acceleration	0.027	0.053	0.040	g
Peak Displacement	0.004	0.005	0.005	mm
Sensor Check	Passed	Passed	Passed	
Frequency	7.2	7.2	7.4	Hz
Overswing Ratio	4.5	4.8	4.6	

Peak Vector Sum 1.326 mm/s at 0.424 sec



Time Scale: 0.20 sec/div Amplitude Scale: Geo: 2.000 mm/s/div Mic: 10.000 pa.(L)/div
 Trigger = 

Sensor Check

Event Report

Date/Time Tran at 12:02:12 February 22, 2024
 Trigger Source Geo: 0.510 mm/s
 Range Geo: 254.0 mm/s
 Record Time 3.75 sec (Auto=3Sec) at 1024 sps

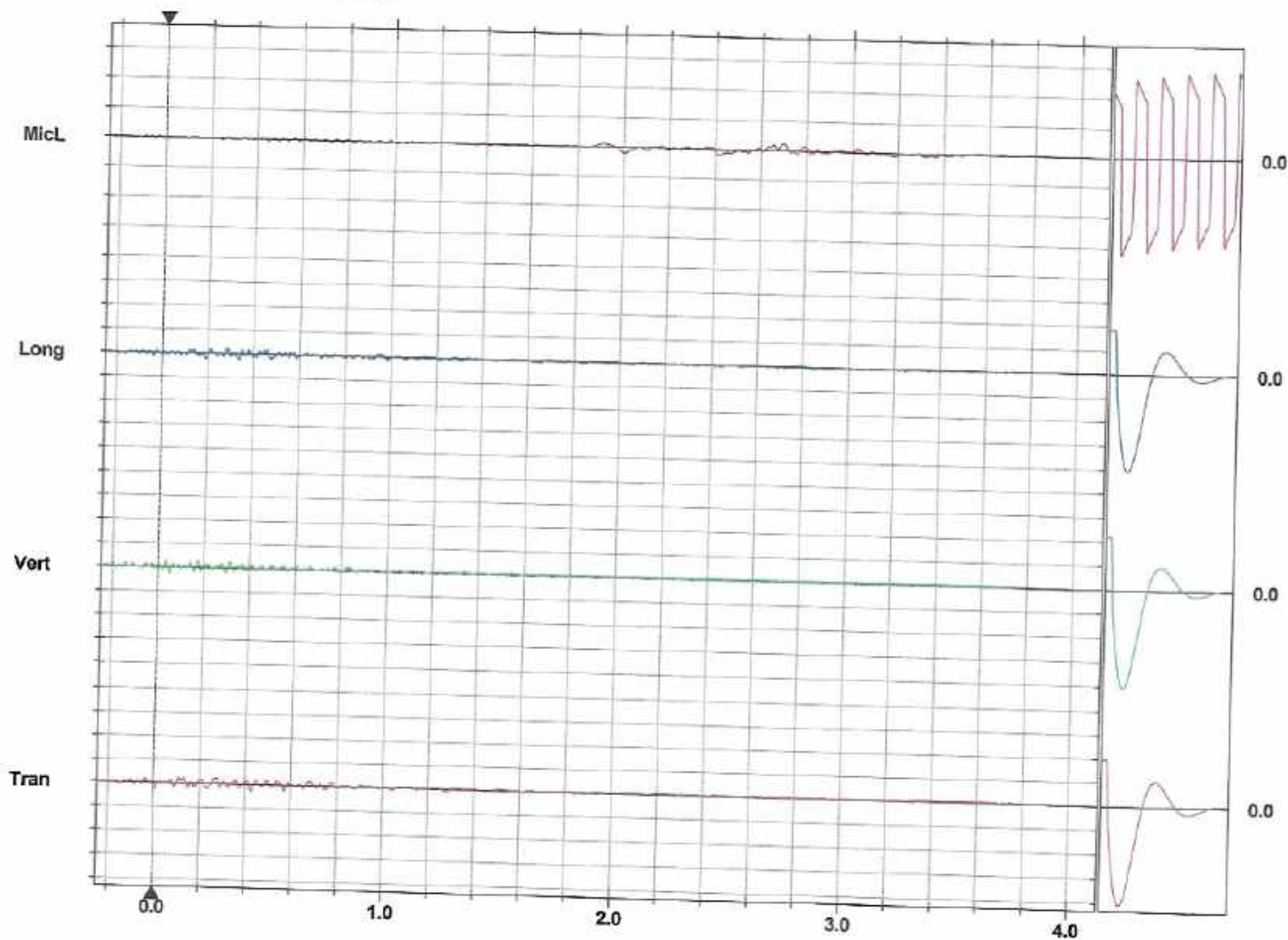
Serial Number BA9208 V 10.72-8.17 BlastMate III
 Battery Level 6.1 Volts
 Unit Calibration April 11, 2023 by E.M.
 File Name K208KFF0.300
 Post Event Notes
 Murphys Residence


Notes

Microphone Linear Weighting
 PSPL 101.9 dB(L) 2.500 pa.(L) at 2.690 sec
 ZC Freq 11 Hz
 Channel Test Passed (Freq = 20.1 Hz Amp = 598 mv)

	Tran	Vert	Long	
PPV	0.635	0.508	0.508	mm/s
ZC Freq	37	37	32	Hz
Time (Rel. to Trig)	0.426	0.030	0.188	sec
Peak Acceleration	0.027	0.013	0.027	g
Peak Displacement	0.006	0.003	0.003	mm
Sensor Check	Passed	Passed	Passed	
Frequency	7.5	7.4	7.3	Hz
Overswing Ratio	3.9	4.2	4.1	

Peak Vector Sum 0.696 mm/s at 0.426 sec



Time Scale: 0.20 sec/div Amplitude Scale: Geo: 2.000 mm/s/div Mic: 10.000 pa.(L)/div
 Trigger = 

Sensor Check

Date/Time Vert at 11:59:42 January 19, 2024
 Trigger Source Geo: 0.510 mm/s
 Range Geo: 254.0 mm/s
 Record Time 4.25 sec (Auto=3Sec) at 1024 sps
 Job Number: 1

Serial Number BE11802 V 10.72-8.17 MiniMate Plus
 Battery Level 6.3 Volts
 Unit Calibration December 6, 2023 by E.M.
 File Name M802KDO1.B10

Notes

Location:
 Client:
 User Name:
 General:

Post Event Notes

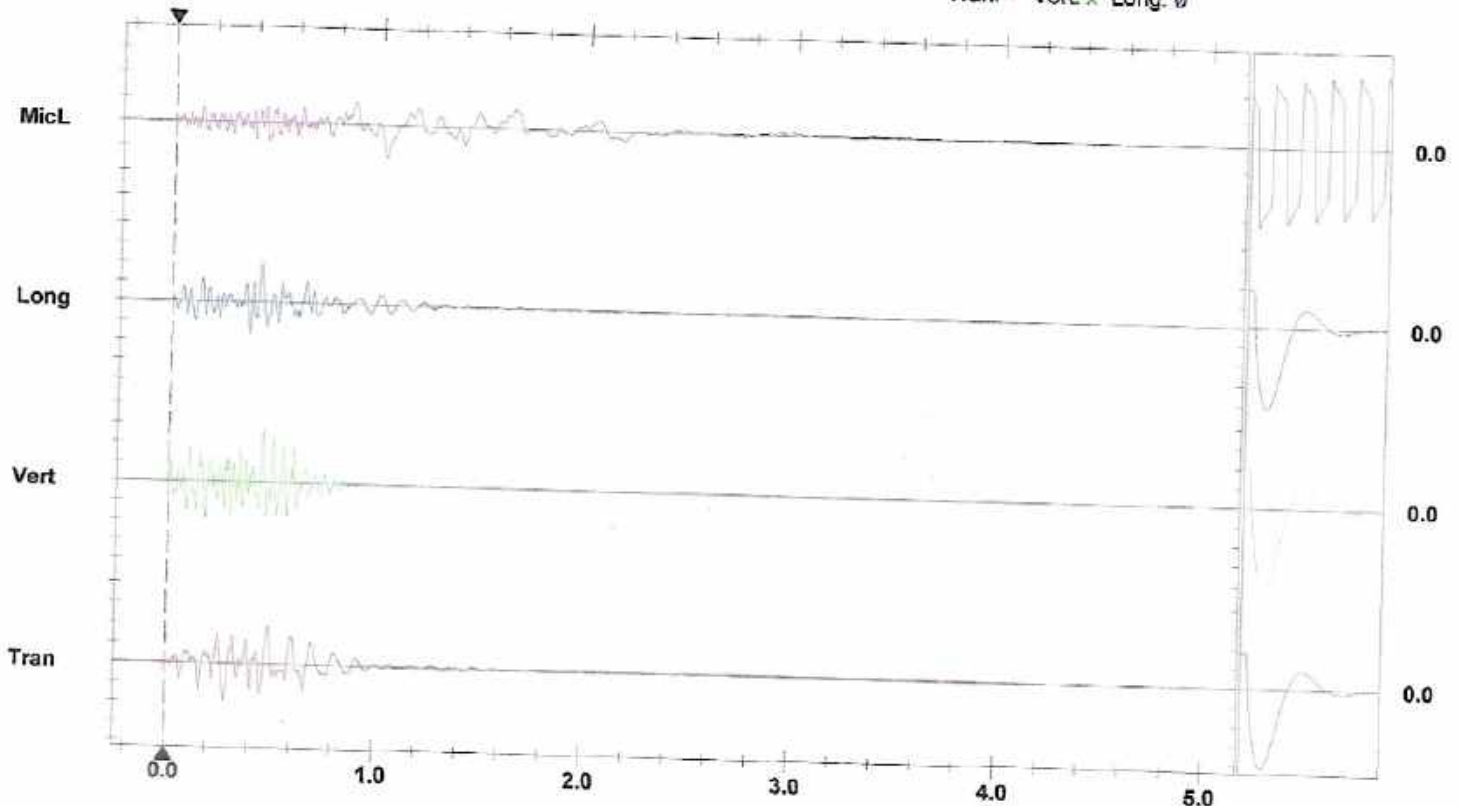
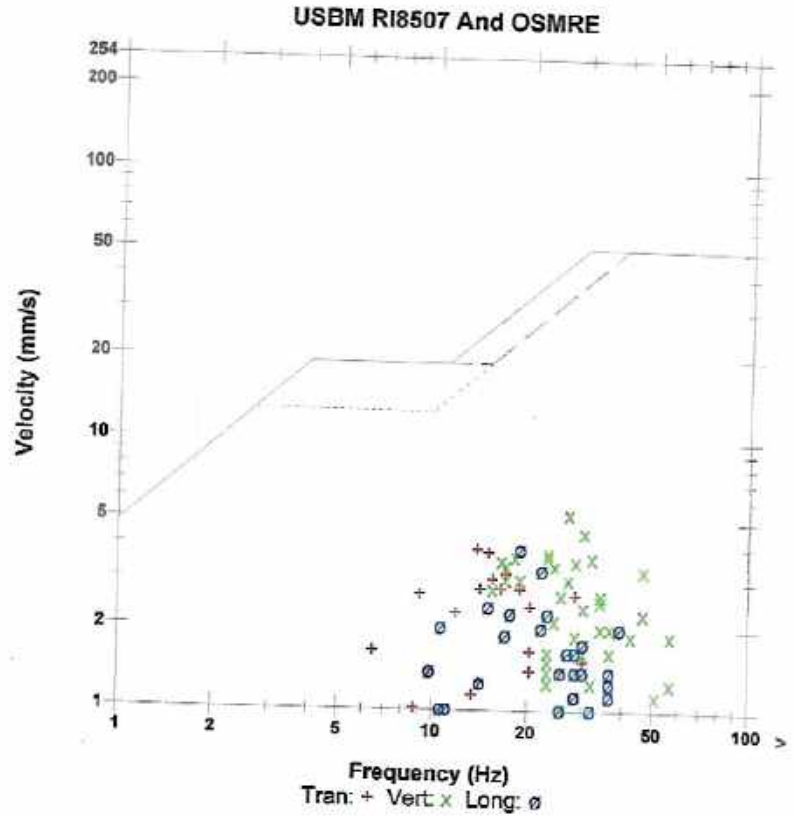
Shillelagh Qrys
 Blessington
 Location-P Cullen

Extended Notes

Microphone Linear Weighting
 PSPL 116.3 dB(L) at 1.025 sec
 ZC Freq 5.7 Hz
 Channel Test Passed (Freq = 20.1 Hz Amp = 698 mv)

	Tran	Vert	Long	
PPV	3.937	5.334	3.937	mm/s
ZC Freq	14	27	19	Hz
Time (Rel. to Trig)	0.496	0.458	0.434	sec
Peak Acceleration	0.053	0.133	0.066	g
Peak Displacement	0.041	0.033	0.032	mm
Sensor Check	Passed	Passed	Passed	
Frequency	7.2	7.5	7.5	Hz
Overswing Ratio	4.3	3.8	4.3	

Peak Vector Sum 6.327 mm/s at 0.459 sec



Date/Time Vert at 11:57:35 January 19, 2024
 Trigger Source Geo: 0.510 mm/s
 Range Geo: 254.0 mm/s
 Record Time 3.75 sec (Auto=3Sec) at 1024 sps
 Job Number: 2

Serial Number BE13017 V 10.72-8.17 MiniMate Plus
 Battery Level 6.3 Volts
 Unit Calibration December 6, 2023 by E.M.
 File Name 0017KDO1.720

Notes

Location:
 Client:
 User Name:
 General:

Post Event Notes

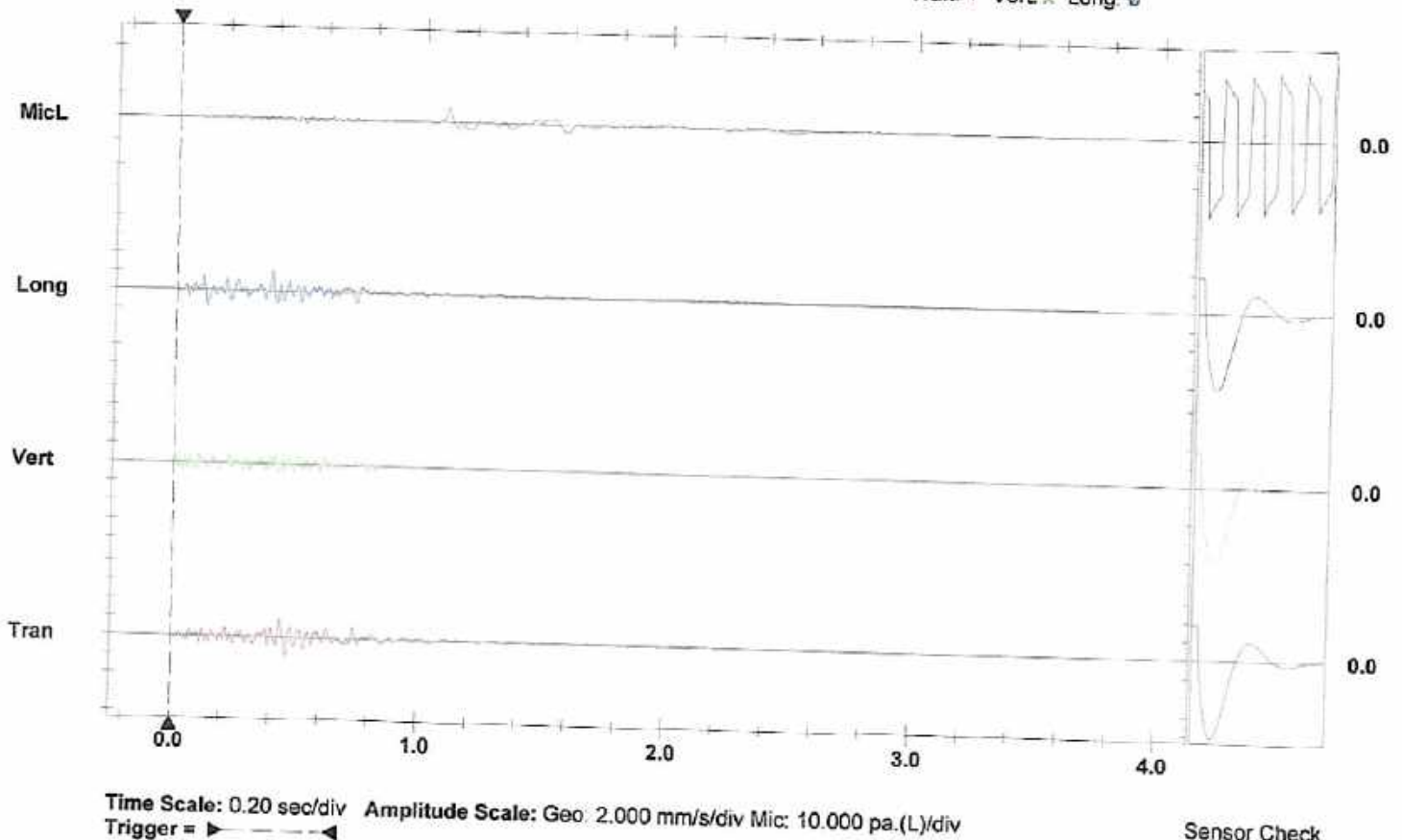
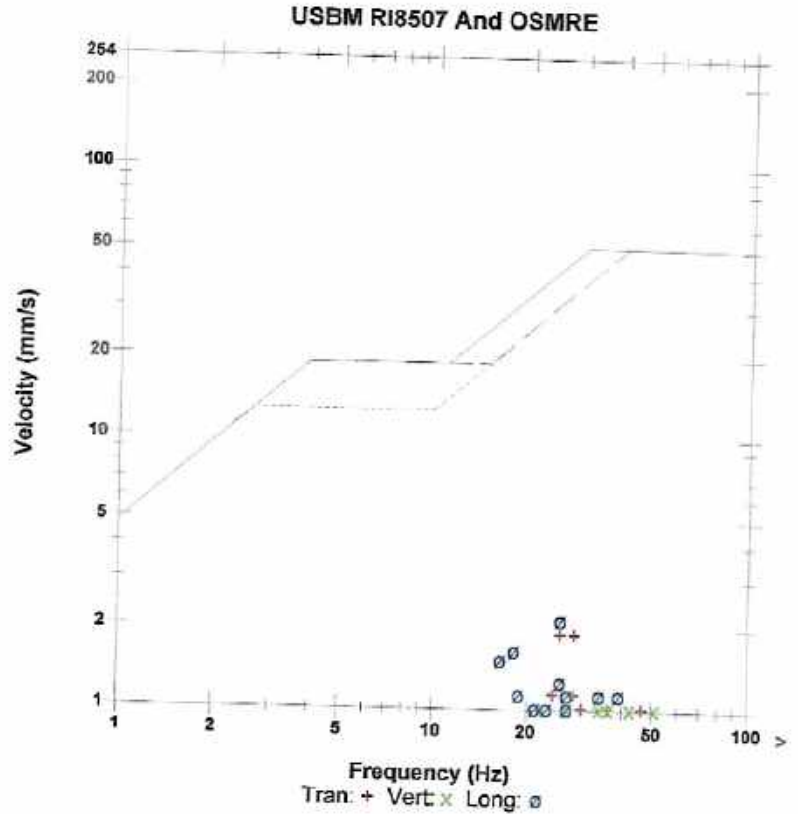
Shillelagh Qrys
 Blessington
 Location-Ger Phibbs

Extended Notes

Microphone Linear Weighting
 PSPL 109.5 dB(L) at 1.094 sec
 ZC Freq 12 Hz
 Channel Test Passed (Freq = 19.7 Hz Amp = 675 mv)

	Tran	Vert	Long	
PPV	1.905	1.016	2.159	mm/s
ZC Freq	28	43	26	Hz
Time (Rel. to Trig)	0.443	0.008	0.388	sec
Peak Acceleration	0.040	0.040	0.040	g
Peak Displacement	0.011	0.006	0.013	mm
Sensor Check	Passed	Passed	Passed	
Frequency	7.4	7.4	7.4	Hz
Overswing Ratio	4.1	3.8	4.1	

Peak Vector Sum 2.293 mm/s at 0.388 sec



Event Report

Date/Time Vert at 11:57:27 January 19, 2024
 Trigger Source Geo: 0.510 mm/s
 Range Geo: 254.0 mm/s
 Record Time 3.75 sec (Auto=3Sec) at 1024 sps

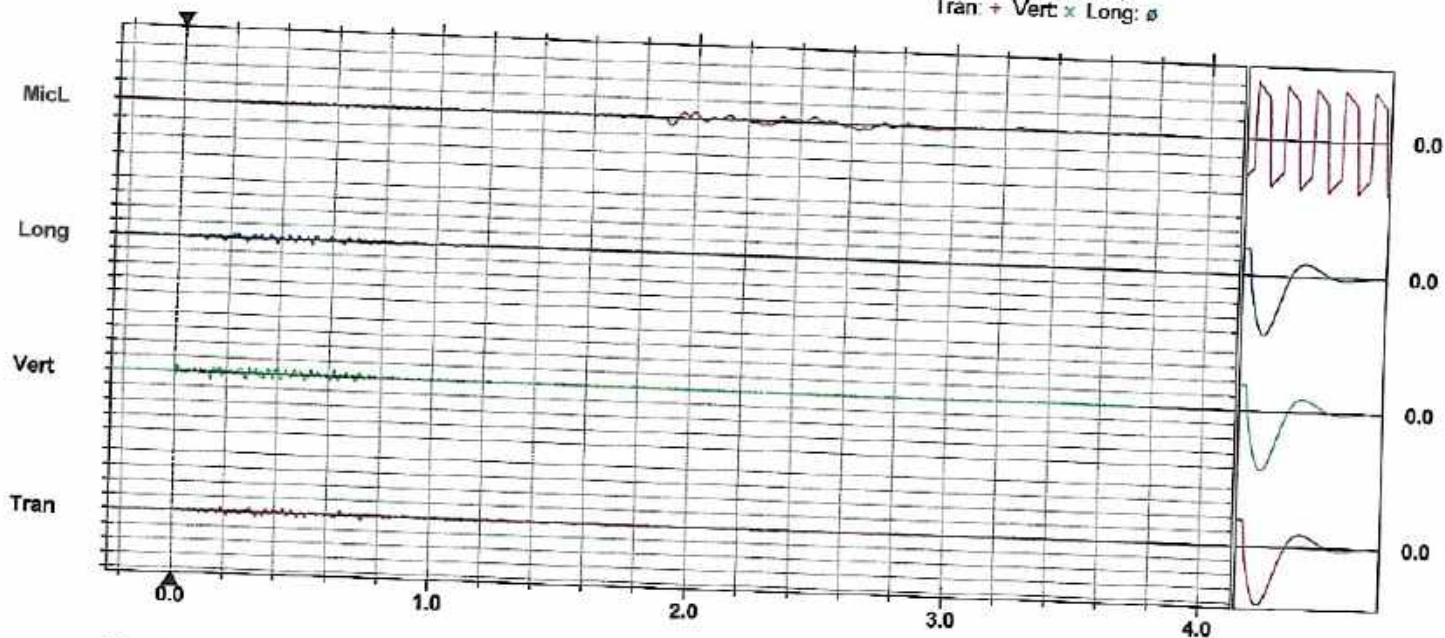
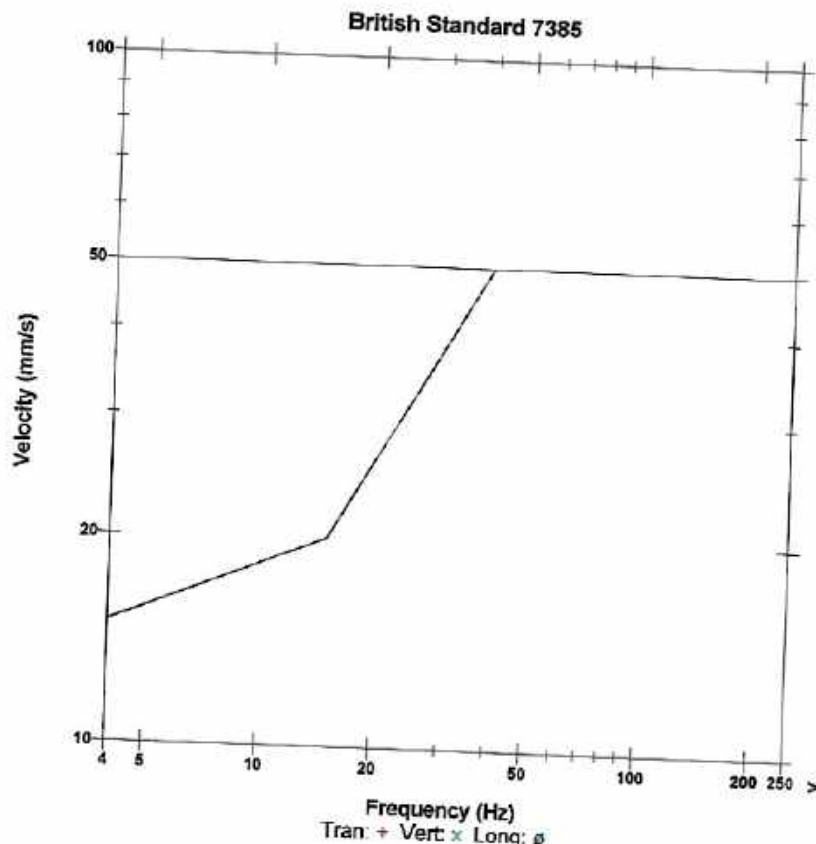
Notes

Serial Number BA9209 V 10.72-8.17 BlastMate III
 Battery Level 6.2 Volts
 Unit Calibration April 11, 2023 by E.M.
 File Name K209KDO1.7R0
 Post Event Notes
 Boylan Residence

Microphone Linear Weighting
 PSPL 106.5 dB(L) 4.250 pa.(L) at 1.896 sec
 ZC Freq 8.1 Hz
 Channel Test Passed (Freq = 20.1 Hz Amp = 576 mv)

	Tran	Vert	Long	
PPV	0.635	1.016	0.635	mm/s
ZC Freq	27	37	26	Hz
Time (Rel. to Trig)	0.325	0.137	0.264	sec
Peak Acceleration	0.027	0.040	0.027	g
Peak Displacement	0.004	0.004	0.005	mm
Sensor Check	Passed	Passed	Passed	
Frequency	7.2	7.3	7.3	Hz
Overswing Ratio	4.6	4.8	4.7	

Peak Vector Sum 1.032 mm/s at 0.138 sec



Sensor Check

Event Report

Date/Time Tran at 11:57:22 January 19, 2024
 Trigger Source Geo: 0.510 mm/s
 Range Geo: 254.0 mm/s
 Record Time 3.75 sec (Auto=3Sec) at 1024 sps

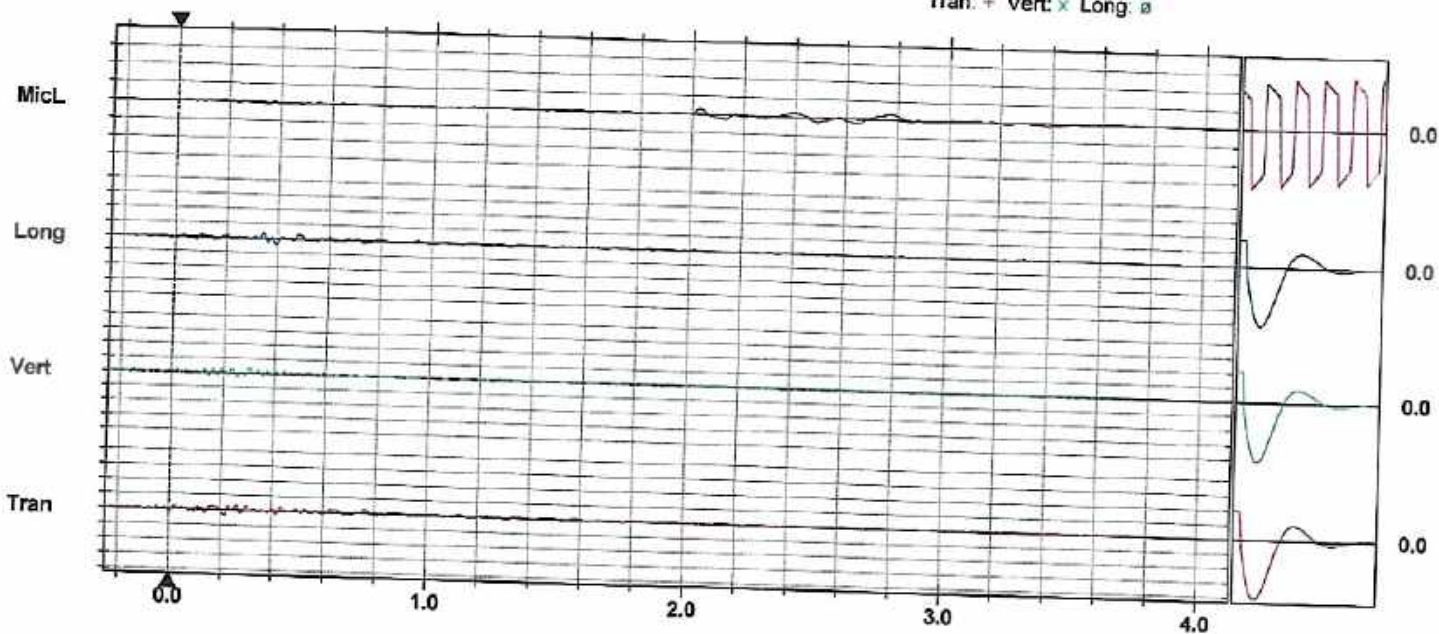
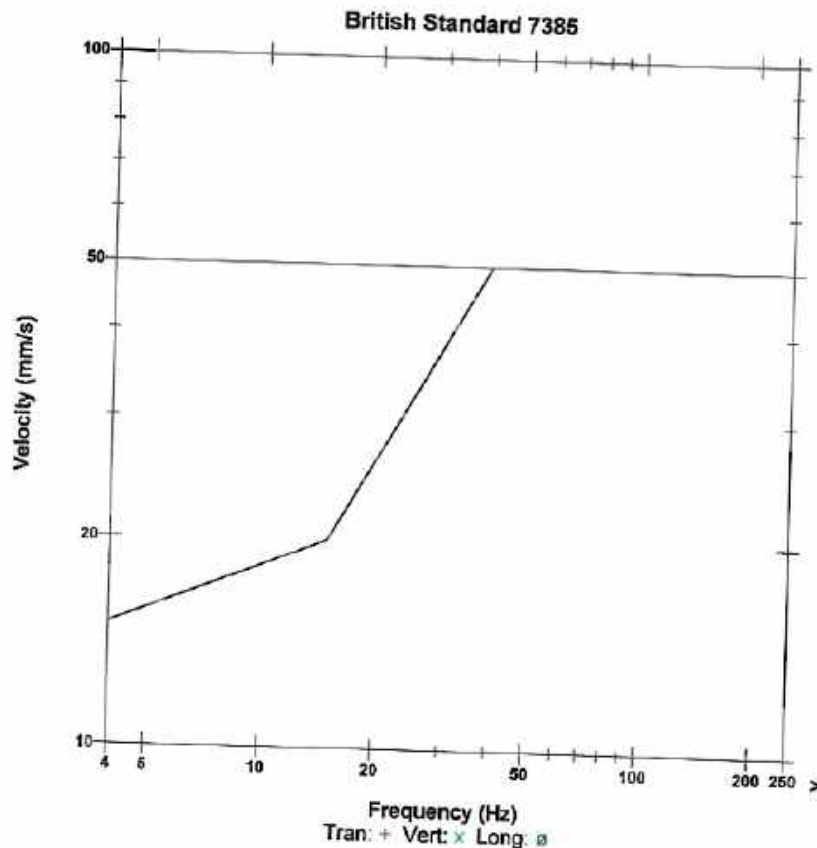
Notes

Serial Number BA9208 V 10.72-8.17 BlastMate III
 Battery Level 6.1 Volts
 Unit Calibration April 11, 2023 by E.M.
 File Name K208KDO1.7M0
 Post Event Notes
 Murphys Residence

Microphone Linear Weighting
 PSPL 103.5 dB(L) 3.000 pa.(L) at 2.025 sec
 ZC Freq 8.7 Hz
 Channel Test Passed (Freq = 20.5 Hz Amp = 653 mv)

	Tran	Vert	Long	
PPV	0.762	0.762	0.889	mm/s
ZC Freq	20	26	21	Hz
Time (Rel. to Trig)	0.218	0.300	0.396	sec
Peak Acceleration	0.027	0.027	0.027	g
Peak Displacement	0.008	0.005	0.007	mm
Sensor Check	Passed	Passed	Passed	
Frequency	7.5	7.4	7.3	Hz
Overswing Ratio	3.9	4.3	4.2	

Peak Vector Sum 0.992 mm/s at 0.301 sec





Event Report

Date/Time Vert at 11:59:45 July 5, 2024
Trigger Source Geo: 0.510 mm/s
Range Geo: 254.0 mm/s
Record Time 4.25 sec (Auto=3Sec) at 1024 sps

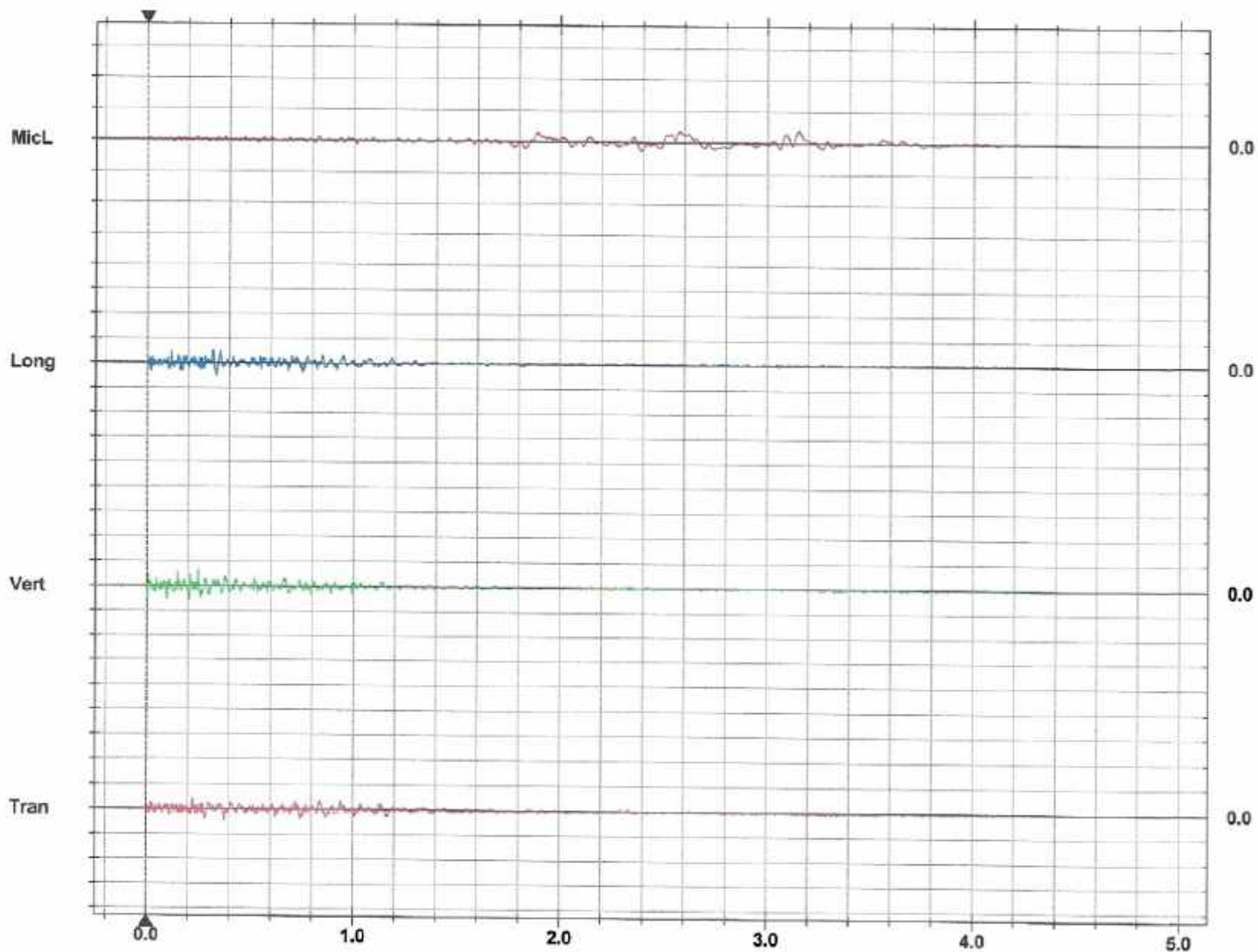
Serial Number BA9209 V 10.72-8.17 BlastMate III
Battery Level 6.1 Volts
Unit Calibration April 17, 2024 by E.M.
File Name K209KMB5,BLO
Post Event Notes
Boylan Residence

Notes

Microphone Linear Weighting
PSPL 106.5 dB(L) at 3.152 sec
ZC Freq 6.3 Hz
Channel Test Passed (Freq = 20.1 Hz Amp = 507 mv)

	Tran	Vert	Long	
PPV	0.889	1.270	1.016	mm/s
ZC Freq	32	64	57	Hz
Time (Rel. to Trig)	0.376	0.246	0.316	sec
Peak Acceleration	0.040	0.080	0.040	g
Peak Displacement	0.005	0.004	0.006	mm
Sensor Check	Passed	Passed	Passed	

Peak Vector Sum 1.332 mm/s at 0.246 sec



Time Scale: 0.20 sec/div Amplitude Scale: Geo: 2.000 mm/s/div Mic: 10.000 pa.(L)/div
Trigger = ▶◀



Event Report

Date/Time Vert at 11:59:44 July 5, 2024
Trigger Source Geo: 0.510 mm/s
Range Geo: 254.0 mm/s
Record Time 3.75 sec (Auto=3Sec) at 1024 sps

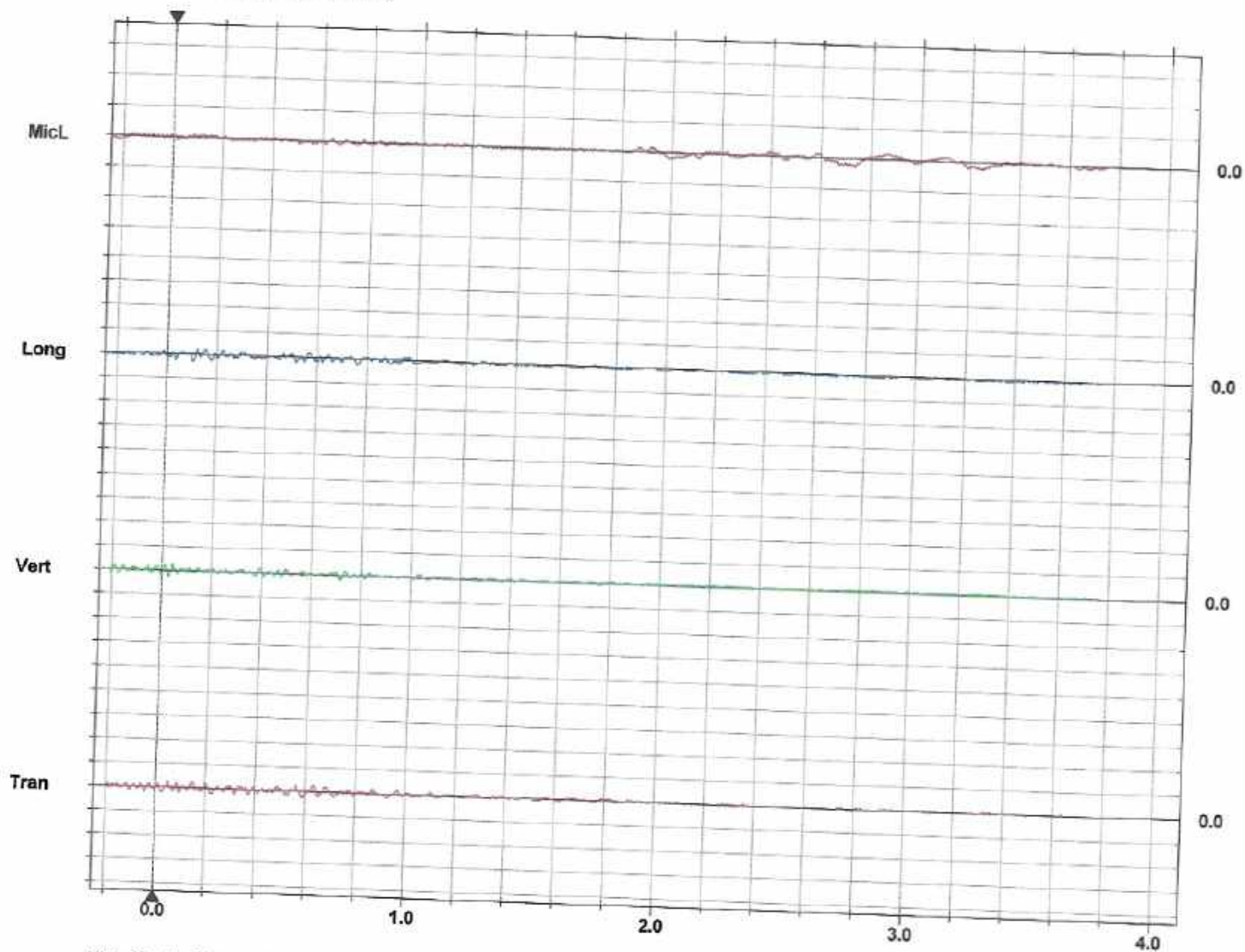
Serial Number BA9208 V 10.72-8.17 BlastMate III
Battery Level 6.2 Volts
Unit Calibration April 17, 2024 by E.M.
File Name K208KMB5.BK0
Post Event Notes
Murphys Residence

Notes

Microphone Linear Weighting
PSPL 102.8 dB(L) at 2.735 sec
ZC Freq 3.8 Hz
Channel Test Passed (Freq = 20.1 Hz Amp = 558 mv)

	Tran	Vert	Long	
PPV	0.508	0.635	0.635	mm/s
ZC Freq	57	85	28	Hz
Time (Rel. to Trig)	0.047	0.042	0.099	sec
Peak Acceleration	0.027	0.040	0.027	g
Peak Displacement	0.004	0.002	0.004	mm
Sensor Check	Passed	Passed	Passed	

Peak Vector Sum 0.696 mm/s at 0.099 sec



Time Scale: 0.20 sec/div Amplitude Scale: Geo: 2.000 mm/s/div Mic: 10.000 pa.(L)/div
Trigger =

Printed: July 9, 2024 (V 10.74)

Format © 1995-2015 Xmark Corporation



Event Report

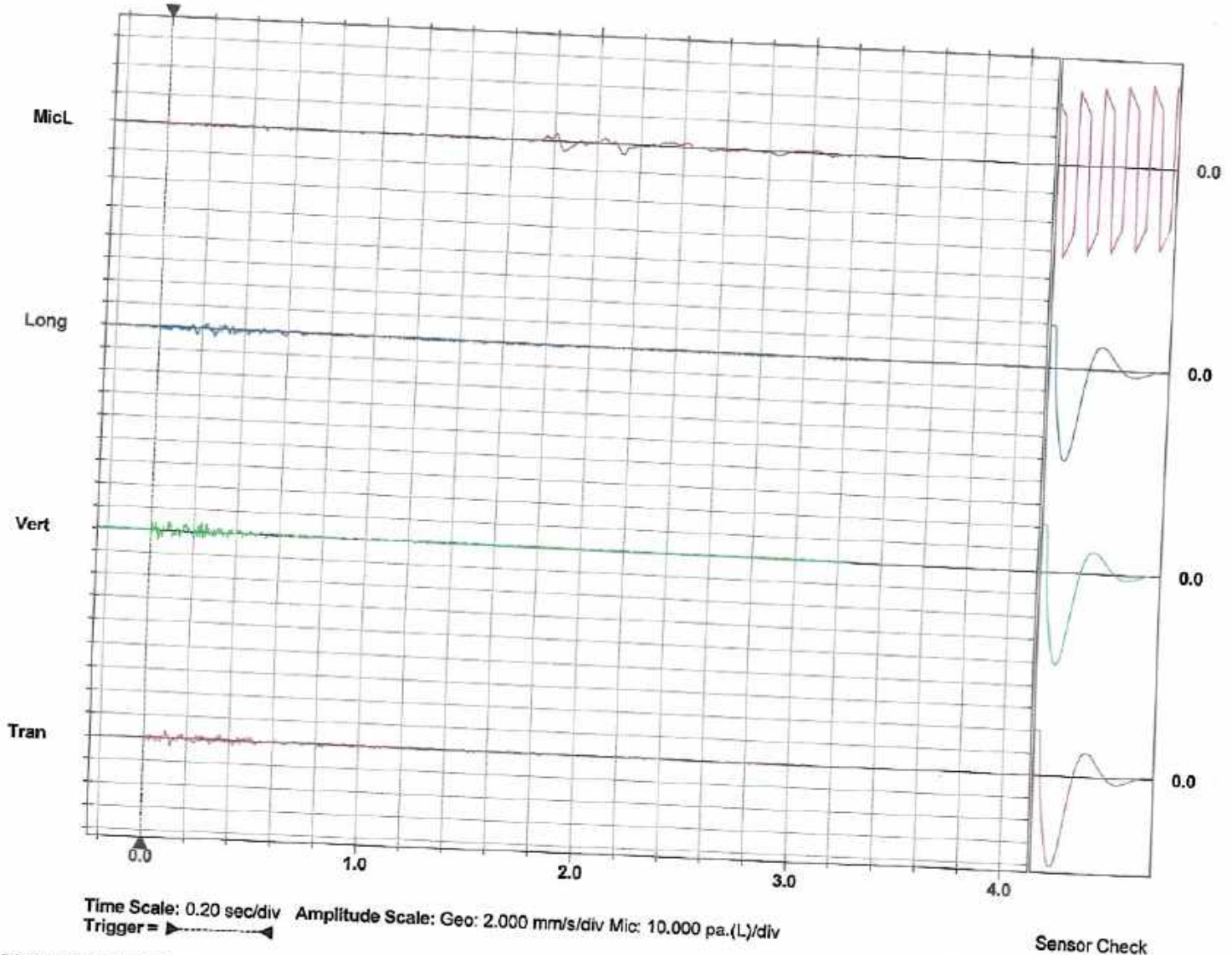
Date/Time Vert at 12:04:57 June 21, 2024
Trigger Source Geo: 0.510 mm/s
Range Geo: 254.0 mm/s
Record Time 3.25 sec (Auto=3Sec) at 1024 sps
Notes

Serial Number BA9208 V 10.72-8.17 BlastMate III
Battery Level 6.2 Volts
Unit Calibration April 17, 2024 by E.M.
File Name K208KLL8.890
Post Event Notes
Boylan Residence

Microphone Linear Weighting
PSPL 105.5 dB(L) at 2.123 sec
ZC Freq 5.8 Hz
Channel Test Passed (Freq = 20.1 Hz Amp = 537 mv)

	Tran	Vert	Long	
PPV	0.635	0.762	0.762	mm/s
ZC Freq	37	73	24	Hz
Time (Rel. to Trig)	0.102	0.021	0.259	sec
Peak Acceleration	0.027	0.053	0.027	g
Peak Displacement	0.002	0.004	0.004	mm
Sensor Check	Passed	Passed	Passed	
Frequency	7.5	7.4	7.4	Hz
Overswing Ratio	3.8	4.1	3.9	

Peak Vector Sum 0.950 mm/s at 0.257 sec





Event Report

Date/Time Vert at 12:04:57 June 21, 2024
Trigger Source Geo: 0.510 mm/s
Range Geo: 254.0 mm/s
Record Time 3.25 sec (Auto=3Sec) at 1024 sps

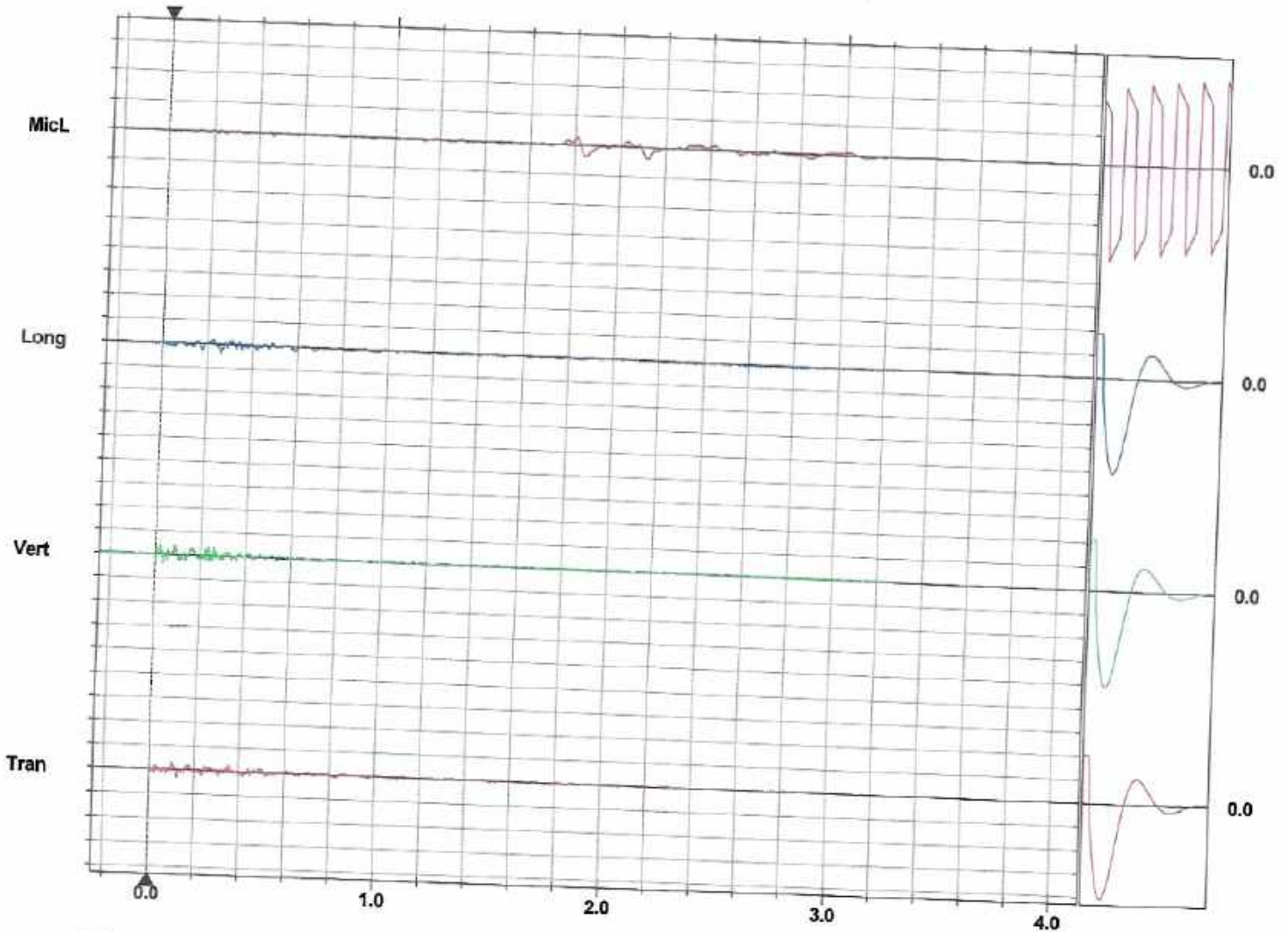
Serial Number BA9208 V 10.72-8.17 BlastMate III
Battery Level 6.2 Volts
Unit Calibration April 17, 2024 by E.M.
File Name K208KLL8.890
Post Event Notes
Boylan Residence

Notes

Microphone Linear Weighting
PSPL 105.5 dB(L) at 2.123 sec
ZC Freq 5.8 Hz
Channel Test Passed (Freq = 20.1 Hz Amp = 537 mv)

	Tran	Vert	Long	
ppv	0.635	0.762	0.762	mm/s
ZC Freq	37	73	24	Hz
Time (Rel. to Trig)	0.102	0.021	0.259	sec
Peak Acceleration	0.027	0.053	0.027	g
Peak Displacement	0.002	0.004	0.004	mm
Sensor Check	Passed	Passed	Passed	
Frequency	7.5	7.4	7.4	Hz
Overswing Ratio	3.8	4.1	3.9	

Peak Vector Sum 0.950 mm/s at 0.257 sec



Time Scale: 0.20 sec/div Amplitude Scale: Geo: 2.000 mm/s/div Mic: 10.000 pa. (L)/div
Trigger =

Sensor Check



Event Report

Date/Time Vert at 12:02:13 March 8, 2024
Trigger Source Geo: 0.510 mm/s
Range Geo: 254.0 mm/s
Record Time 3.75 sec (Auto=3Sec) at 1024 sps

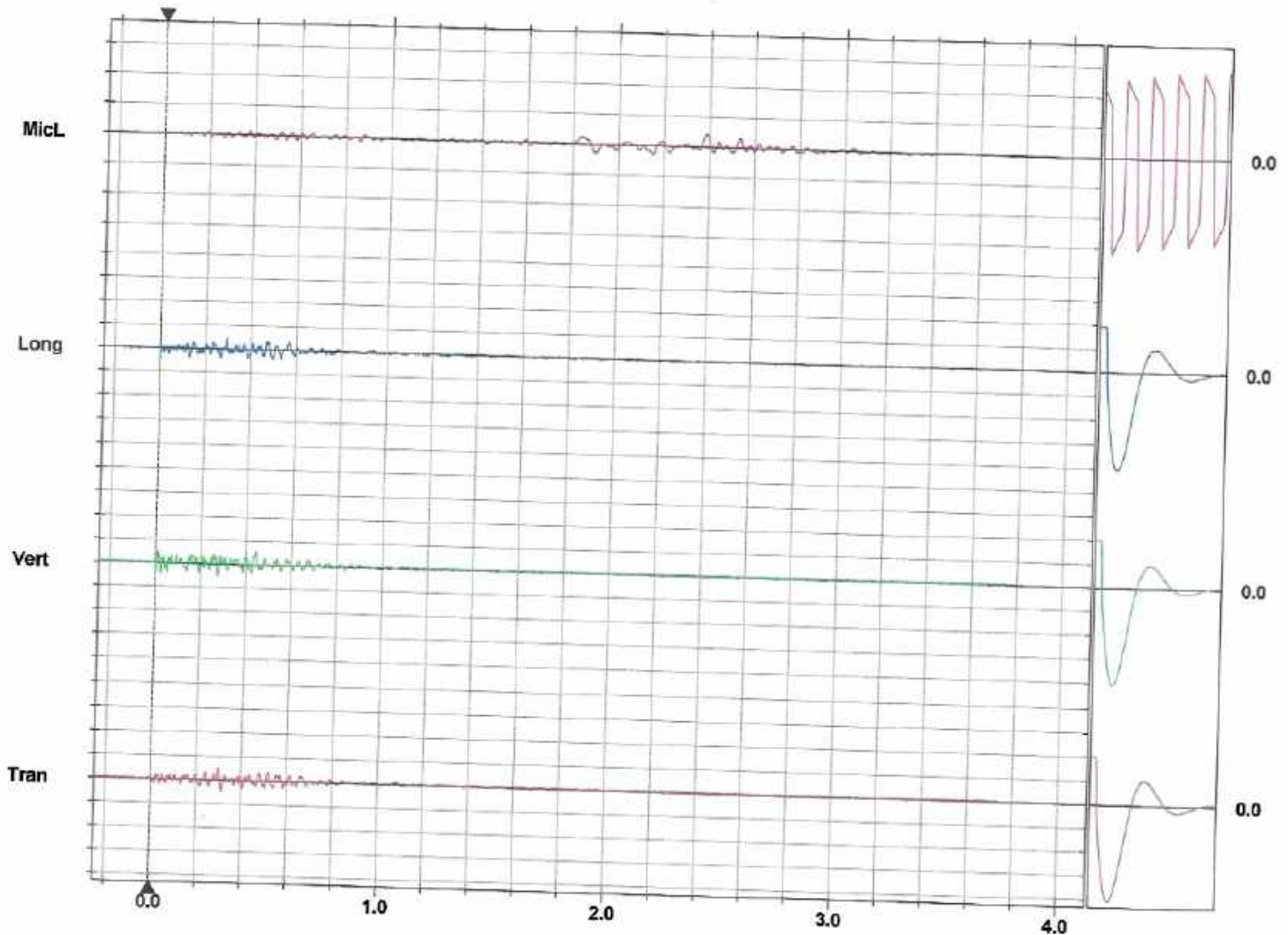
Notes

Serial Number BA9208 V 10.72-8.17 BlastMate III
Battery Level 6.2 Volts
Unit Calibration April 11, 2023 by E.M.
File Name K208KG6S.3P0
Post Event Notes
Boylan Residence

Microphone Linear Weighting
PSPL 106.5 dB(L) 4.250 pa.(L) at 2.383 sec
ZC Freq 12 Hz
Channel Test Passed (Freq = 20.5 Hz Amp = 610 mv)

	Tran	Vert	Long	
PPV	1.016	1.143	0.889	mm/s
ZC Freq	43	28	47	Hz
Time (Rel. to Trig)	0.296	0.440	0.291	sec
Peak Acceleration	0.040	0.053	0.040	g
Peak Displacement	0.005	0.006	0.005	mm
Sensor Check	Passed	Passed	Passed	
Frequency	7.4	7.3	7.3	Hz
Overswing Ratio	3.9	4.3	4.1	

Peak Vector Sum 1.205 mm/s at 0.440 sec



Time Scale: 0.20 sec/div Amplitude Scale: Geo: 2.000 mm/s/div Mic: 10.000 pa.(L)/div
Trigger = ▶

Sensor Check

Date/Time Vert at 12:01:08 March 8, 2024
 Trigger Source Geo: 0.510 mm/s
 Range Geo: 254.0 mm/s
 Record Time 3.75 sec (Auto=3Sec) at 1024 sps
 Job Number: 2

Serial Number BE13017 V 10.72-8.17 MiniMate Plus
 Battery Level 6.2 Volts
 Unit Calibration December 6, 2023 by E.M.
 File Name O017KG6S.1W0

Notes

Location:
 Client:
 User Name:
 General:

Post Event Notes

Shillelagh Qrys
 Location-Ger Phibbs

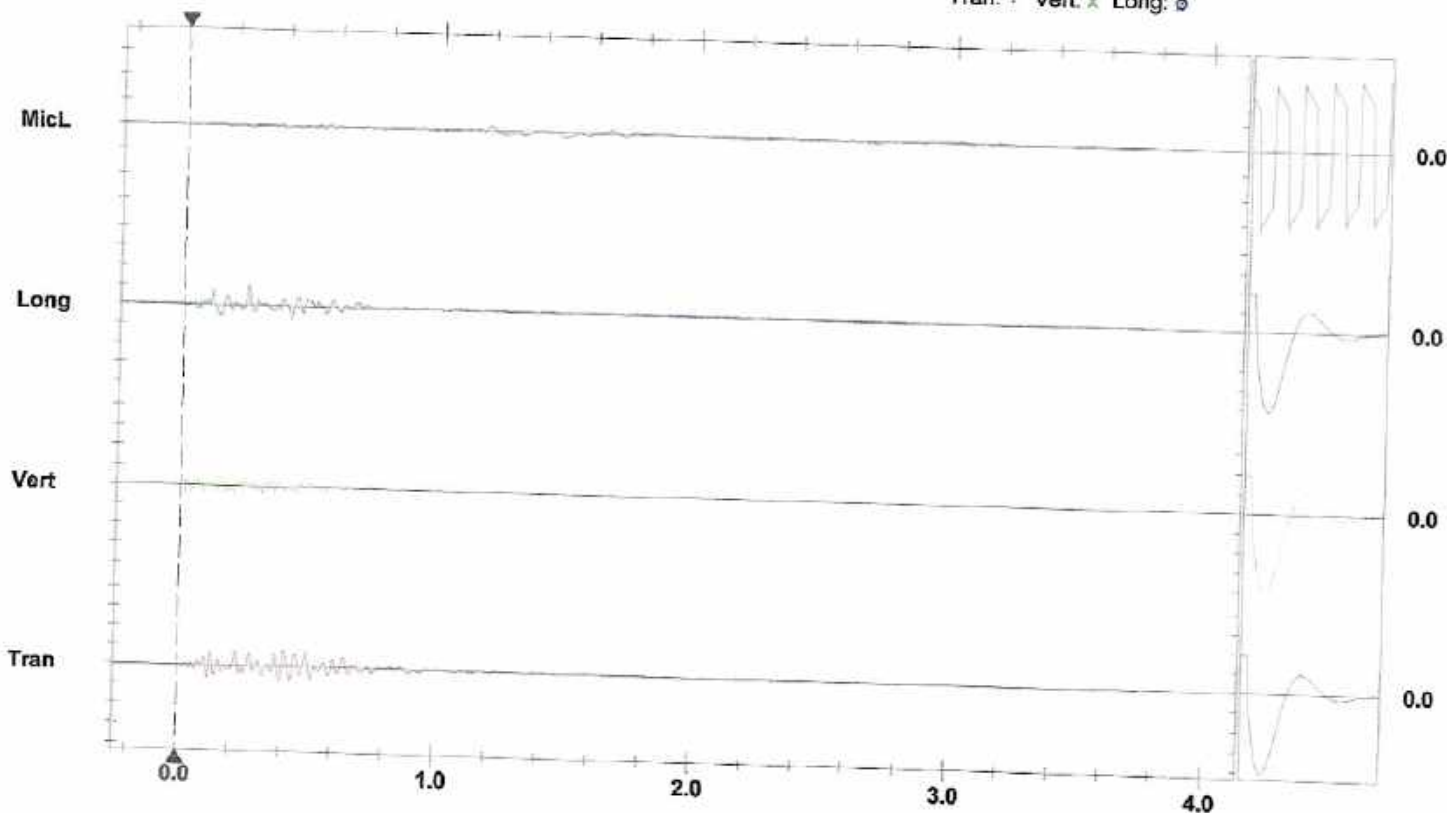
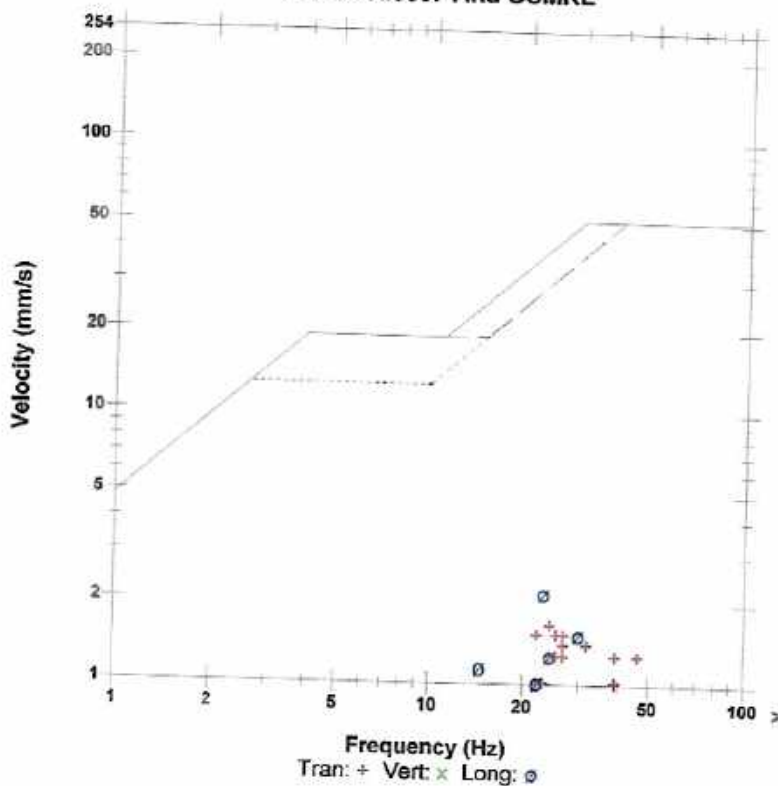
Extended Notes

Microphone Linear Weighting
 PSPL 101.0 dB(L) at 1.181 sec
 ZC Freq 12 Hz
 Channel Test Passed (Freq = 20.1 Hz Amp = 576 mv)

	Tran	Vert	Long	
PPV	1.651	0.762	2.159	mm/s
ZC Freq	24	34	23	Hz
Time (Rel. to Trig)	0.419	0.008	0.252	sec
Peak Acceleration	0.040	0.040	0.040	g
Peak Displacement	0.012	0.004	0.013	mm
Sensor Check	Passed	Passed	Passed	
Frequency	7.3	7.3	7.3	Hz
Overswing Ratio	4.0	3.7	3.9	

Peak Vector Sum 2.178 mm/s at 0.252 sec

USBM RI8507 And OSMRE



Time Scale: 0.20 sec/div Amplitude Scale: Geo: 2.000 mm/s/div Mic: 10.000 pa.(L)/div
 Trigger =

Sensor Check



Event Report

Date/Time Tran at 12:02:15 March 8, 2024
Trigger Source Geo: 0.510 mm/s
Range Geo: 254.0 mm/s
Record Time 3.75 sec (Auto=3Sec) at 1024 sps

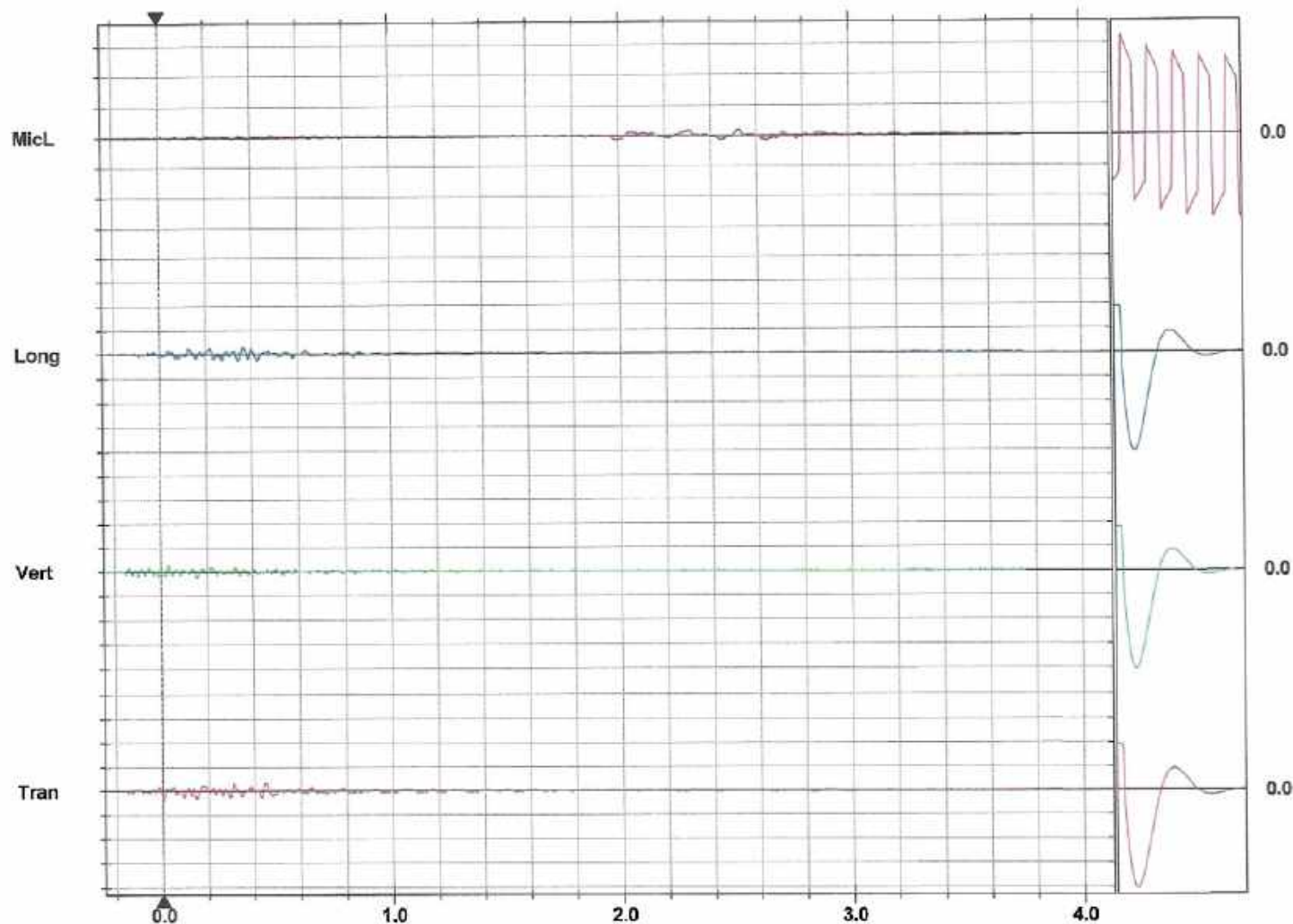
Serial Number BA9209 V 10.72-8.17 BlastMate III
Battery Level 6.1 Volts
Unit Calibration April 11, 2023 by E.M.
File Name K209KG6S.3R0
Post Event Notes
Murphys Residence

Notes

Microphone Linear Weighting
PSPL 100.0 dB(L) 2.000 pa.(L) at 2.517 sec
ZC Freq 12 Hz
Channel Test Passed (Freq = 20.1 Hz Amp = 589 mv)

	Tran	Vert	Long	
PPV	0.762	0.635	0.635	mm/s
ZC Freq	34	34	21	Hz
Time (Rel. to Trig)	0.005	0.031	0.358	sec
Peak Acceleration	0.027	0.027	0.027	g
Peak Displacement	0.005	0.003	0.006	mm
Sensor Check	Passed	Passed	Passed	
Frequency	7.2	7.2	7.4	Hz
Overswing Ratio	4.6	4.8	4.6	

Peak Vector Sum 0.762 mm/s at 0.005 sec



Time Scale: 0.20 sec/div Amplitude Scale: Geo: 2.000 mm/s/div Mic: 10.000 pa.(L)/div
Trigger =

Sensor Check



Event Report

Date/Time Vert at 12:54:16 May 10, 2024
Trigger Source Geo: 0.510 mm/s
Range Geo: 254.0 mm/s
Record Time 3.75 sec (Auto=3Sec) at 1024 sps

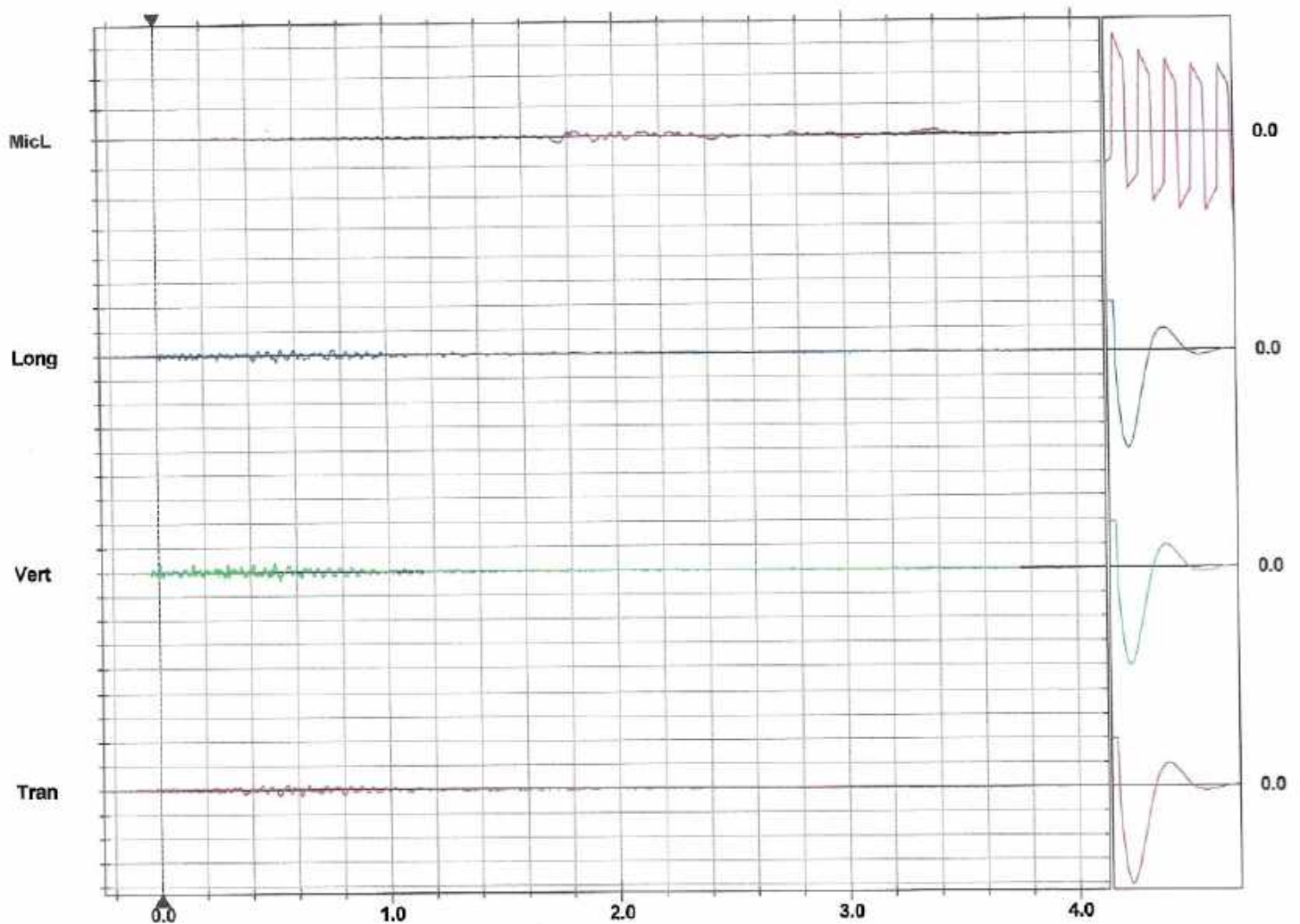
Notes

Serial Number BA9209 V 10.72-8.17 BlastMate III
Battery Level 6.1 Volts
Unit Calibration April 17, 2024 by E.M.
File Name K209KJFI.IG0
Post Event Notes
Boylan Residence

Microphone Linear Weighting
PSPL 101.0 dB(L) 2.250 pa.(L) at 1.766 sec
ZC Freq 8.5 Hz
Channel Test Passed (Freq = 20.1 Hz Amp = 537 mv)

	Tran	Vert	Long	
PPV	0.508	0.762	0.635	mm/s
ZC Freq	22	34	26	Hz
Time (Rel. to Trig)	0.518	0.505	0.522	sec
Peak Acceleration	0.027	0.053	0.027	g
Peak Displacement	0.004	0.005	0.005	mm
Sensor Check	Passed	Passed	Passed	
Frequency	7.1	7.2	7.3	Hz
Overswing Ratio	4.4	4.6	4.6	

Peak Vector Sum 0.898 mm/s at 0.522 sec



Time Scale: 0.20 sec/div Amplitude Scale: Geo: 2.000 mm/s/div Mic: 10.000 pa.(L)/div
Trigger =

Sensor Check



Event Report

Date/Time Tran at 12:54:15 May 10, 2024
Trigger Source Geo: 0.510 mm/s
Range Geo: 254.0 mm/s
Record Time 3.25 sec (Auto=3Sec) at 1024 sps

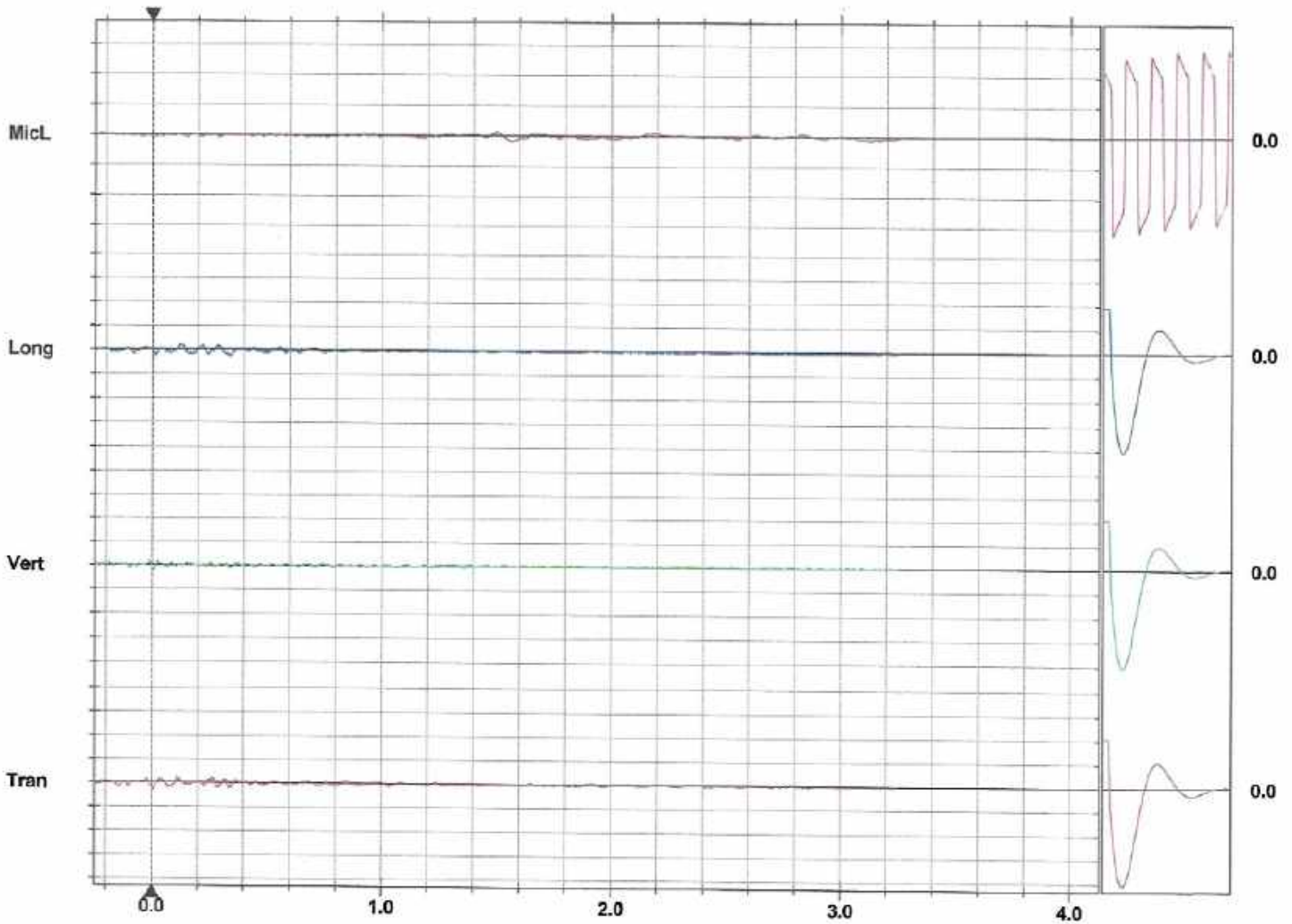
Serial Number BA9208 V 10.72-8.17 BlastMate III
Battery Level 6.2 Volts
Unit Calibration April 17, 2024 by E.M.
File Name K208KJFI.IF0
Post Event Notes
Murphys Residence

Notes

Microphone Linear Weighting
PSPL 100.0 dB(L) 2.000 pa.(L) at 1.564 sec
ZC Freq 4.8 Hz
Channel Test Passed (Freq = 20.1 Hz Amp = 541 mv)

	Tran	Vert	Long	
PPV	0.508	0.381	0.508	mm/s
ZC Freq	21	51	24	Hz
Time (Rel. to Trig)	0.000	-0.015	0.012	sec
Peak Acceleration	0.027	0.027	0.027	g
Peak Displacement	0.004	0.002	0.007	mm
Sensor Check	Passed	Passed	Passed	
Frequency	7.5	7.4	7.4	Hz
Overswing Ratio	3.8	4.1	3.9	

Peak Vector Sum 0.741 mm/s at 0.008 sec



Time Scale: 0.20 sec/div Amplitude Scale: Geo: 2.000 mm/s/div Mic: 10.000 pa.(L)/div
Trigger =

Sensor Check



Event Report

Date/Time Vert at 11:58:50 September 13, 2024
Trigger Source Geo: 0.510 mm/s
Range Geo: 254.0 mm/s
Record Time 6.25 sec (Auto=3Sec) at 1024 sps

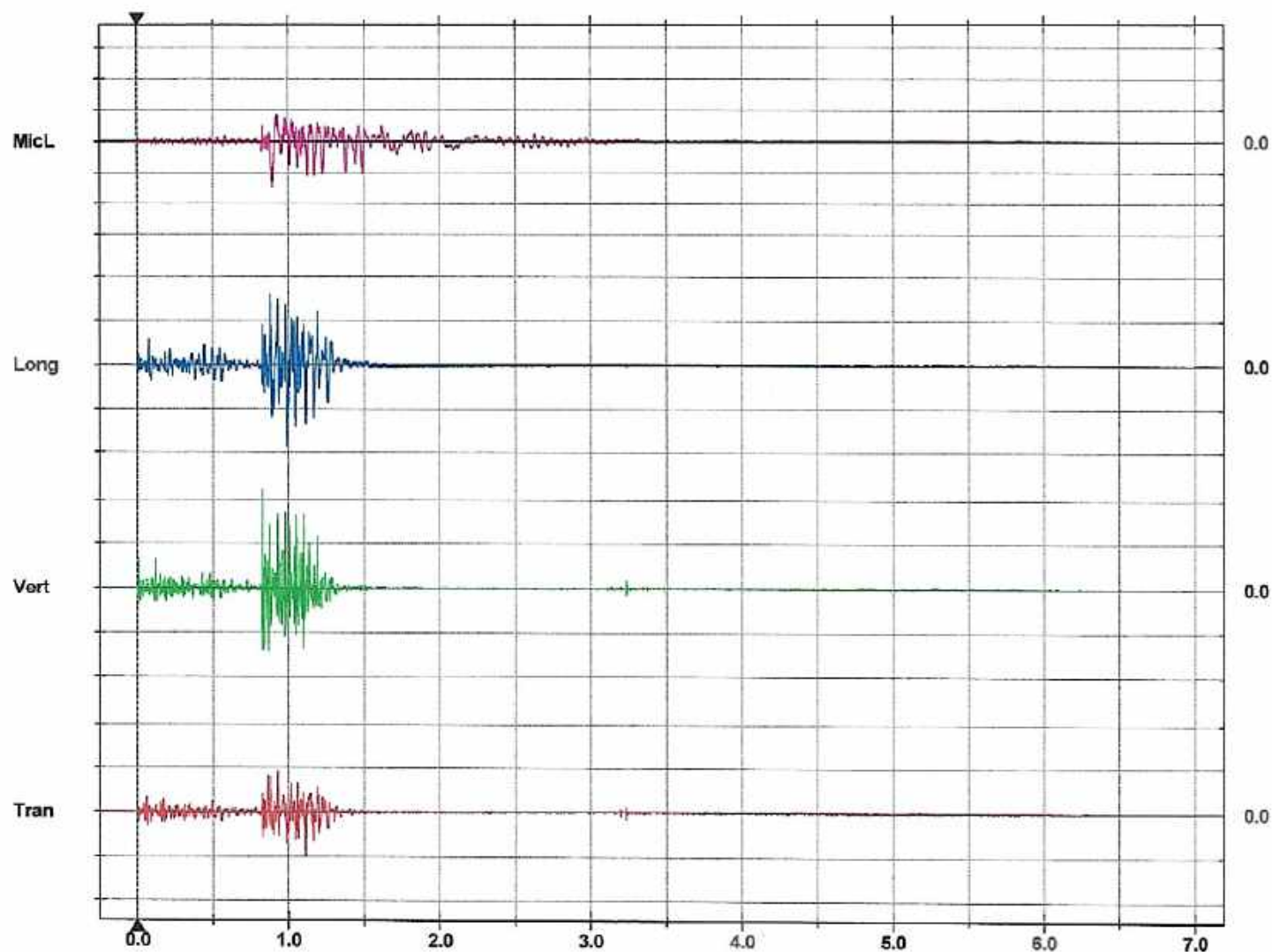
Serial Number BA9209 V 10.72-8.17 BlastMate III
Battery Level 6.1 Volts
Unit Calibration April 17, 2024 by E.M.
File Name K209KPWR.Y20
Post Event Notes
Location: Anne Cullen Residence

Notes

Microphone Linear Weighting
PSPL 117.4 dB(L) 14.75 pa.(L) at 0.892 sec
ZC Freq 21 Hz
Channel Test Passed (Freq = 20.1 Hz Amp = 578 mv)

	Tran	Vert	Long	
PPV	4.953	11.18	9.398	mm/s
ZC Freq	39	73	32	Hz
Time (Rel. to Trig)	1.113	0.827	0.990	sec
Peak Acceleration	0.225	0.583	0.292	g
Peak Displacement	0.017	0.019	0.048	mm
Sensor Check	Passed	Passed	Passed	

Peak Vector Sum 12.17 mm/s at 0.827 sec



Time Scale: 0.50 sec/div Amplitude Scale: Geo: 5.000 mm/s/div Mic: 10.000 pa.(L)/div
Trigger =



Event Report

Date/Time Vert at 11:58:49 September 13, 2024
Trigger Source Geo: 0.510 mm/s
Range Geo: 254.0 mm/s
Record Time 4.25 sec (Auto=3Sec) at 1024 sps

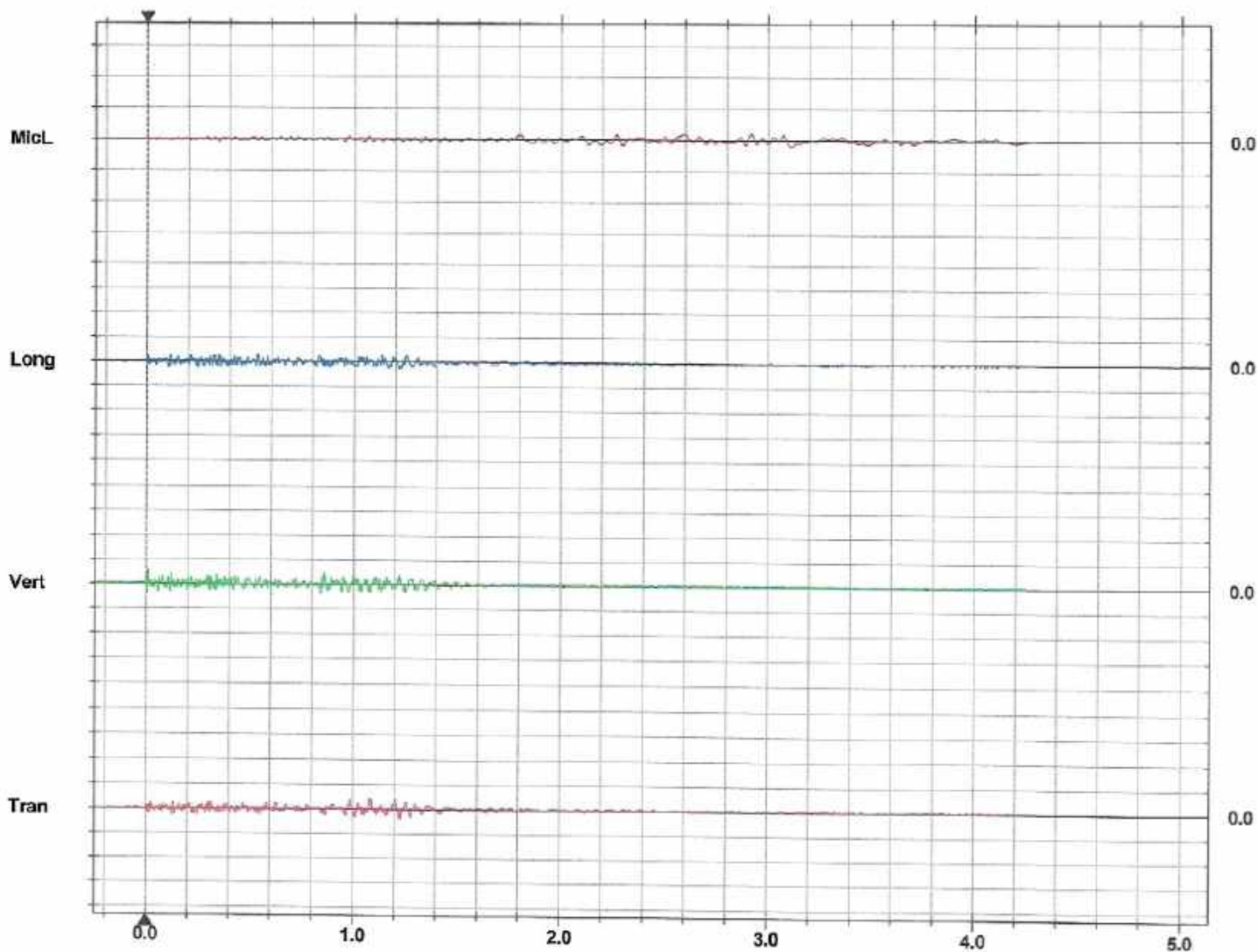
Serial Number BA9208 V 10.72-8.17 BlastMate III
Battery Level 6.1 Volts
Unit Calibration April 17, 2024 by E.M.
File Name K208KPWR.Y10
Post Event Notes
Location: Boylan Residence

Notes

Microphone Linear Weighting
PSPL 101.0 dB(L) 2.250 pa.(L) at 2.912 sec
ZC Freq 17 Hz
Channel Test Passed (Freq = 20.5 Hz Amp = 616 mv)

	Tran	Vert	Long	
PPV	0.889	1.143	0.508	mm/s
ZC Freq	26	85	51	Hz
Time (Rel. to Trig)	1.079	0.006	0.100	sec
Peak Acceleration	0.040	0.080	0.040	g
Peak Displacement	0.006	0.005	0.004	mm
Sensor Check	Passed	Passed	Passed	

Peak Vector Sum 1.198 mm/s at 0.007 sec



Time Scale: 0.20 sec/div Amplitude Scale: Geo: 2.000 mm/s/div Mic: 10.000 pa.(L)/div
Trigger =

Event Report

Date/Time Vert at 14:28:28 August 26, 2022
 Trigger Source Geo: 0.510 mm/s
 Range Geo: 254.0 mm/s
 Record Time 3.75 sec (Auto=3Sec) at 1024 sps

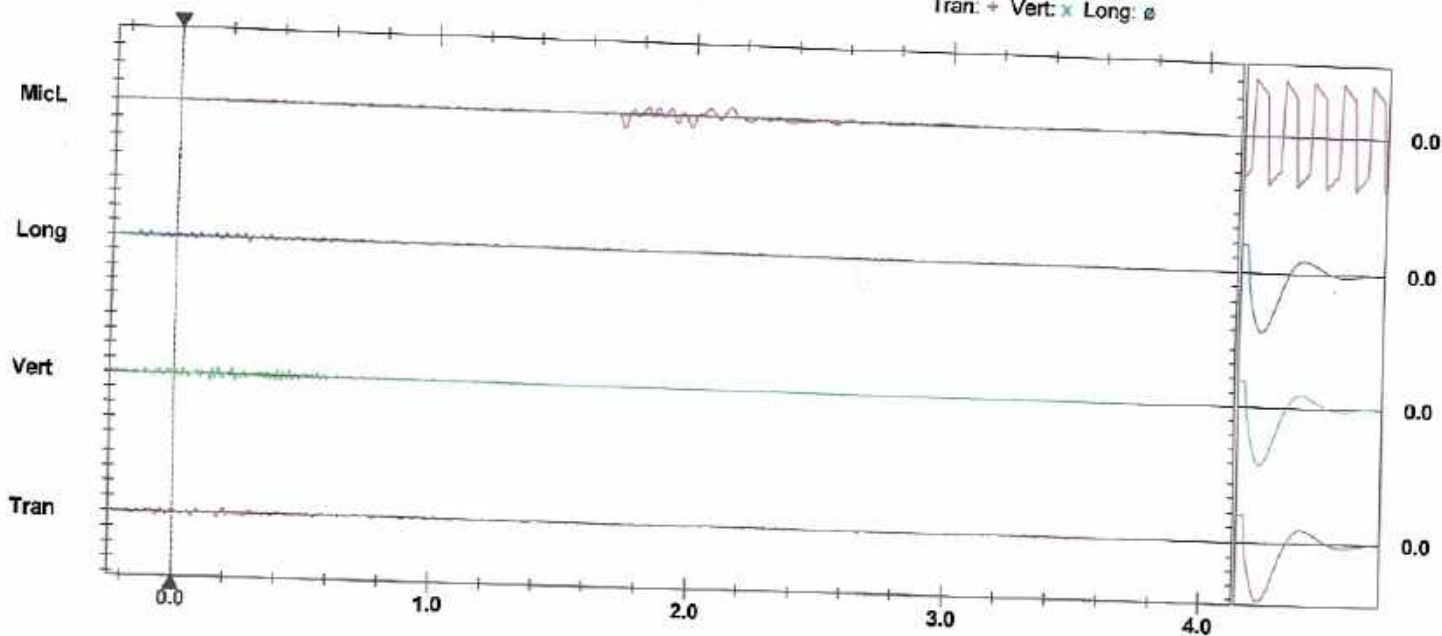
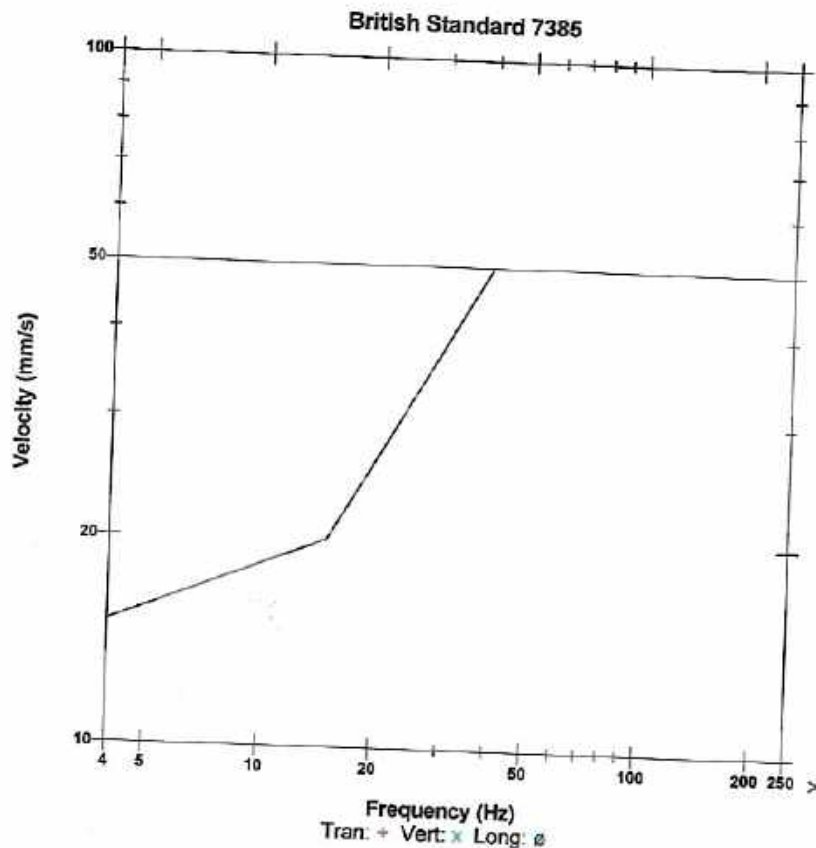
Notes

Serial Number BA9209 V 10.72-8.17 BlastMate III
 Battery Level 6.2 Volts
 Unit Calibration April 5, 2022 by E.M.
 File Name K209JNC2.VG0
 Post Event Notes
 Location: Michael Murphy Residence

Microphone Linear Weighting
 PSPL 111.2 dB(L) at 1.729 sec
 ZC Freq 13 Hz
 Channel Test Passed (Freq = 20.1 Hz Amp = 525 mv)

	Tran	Vert	Long	
PPV	0.762	0.889	0.508	mm/s
ZC Freq	34	57	73	Hz
Time (Rel. to Trig)	0.175	0.140	0.266	sec
Peak Acceleration	0.027	0.040	0.027	g
Peak Displacement	0.003	0.003	0.002	mm
Sensor Check	Passed	Passed	Passed	
Frequency	7.1	7.3	7.2	Hz
Overswing Ratio	4.6	4.7	4.8	

Peak Vector Sum 1.157 mm/s at 0.172 sec



Event Report

Date/Time Vert at 14:28:28 August 25, 2022
 Trigger Source Geo: 0.510 mm/s
 Range Geo: 254.0 mm/s
 Record Time 3.25 sec (Auto=3Sec) at 1024 sps

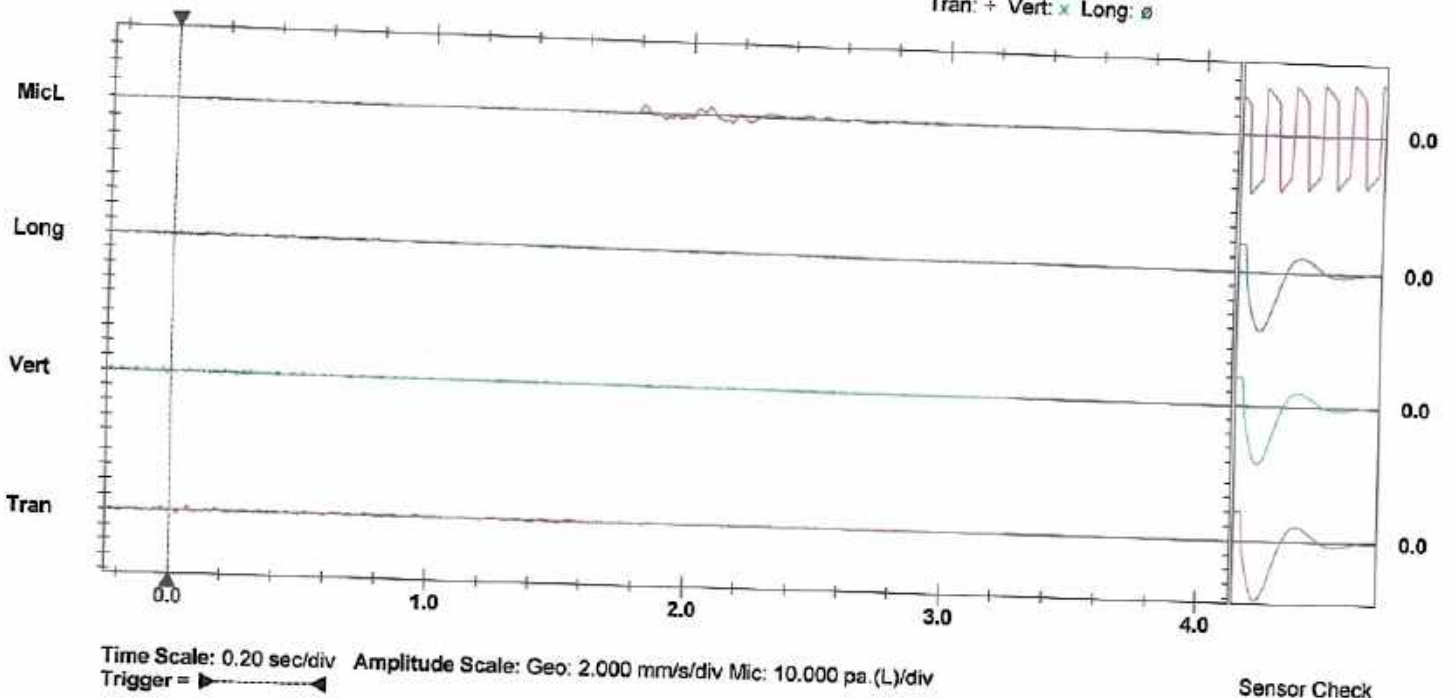
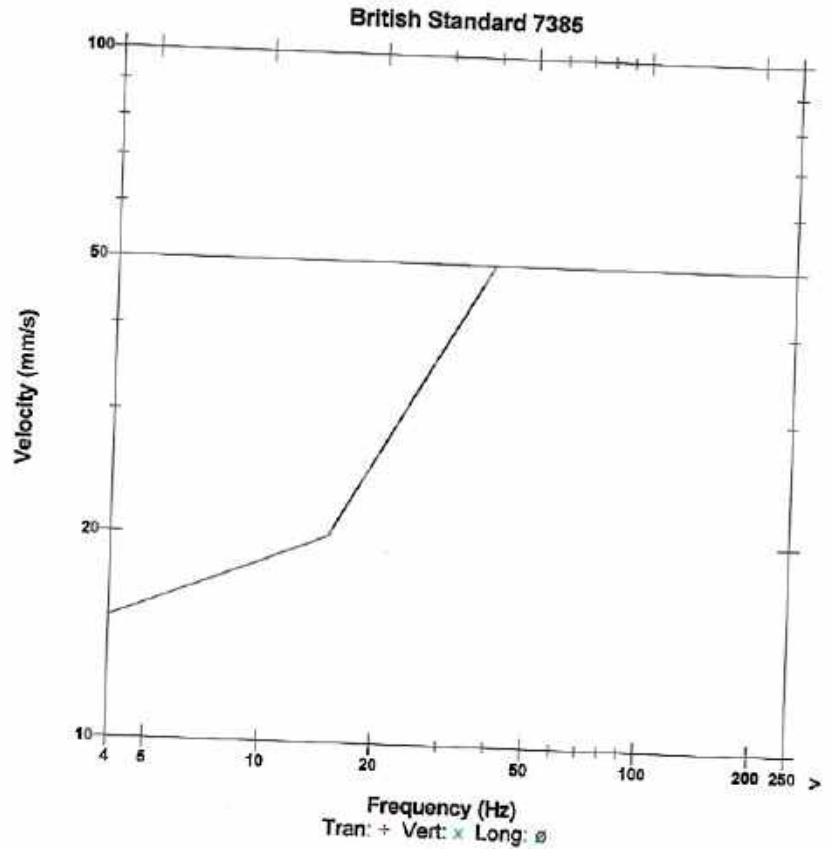
Notes

Serial Number BA9208 V 10.72-8.17 BlastMate III
 Battery Level 6.2 Volts
 Unit Calibration April 5, 2022 by E.M.
 File Name K208JNC2.VG0
 Post Event Notes
 Location: Mairead Murphy

Microphone Linear Weighting
 PSPL 108.0 dB(L) at 1.813 sec
 ZC Freq 13 Hz
 Channel Test Passed (Freq = 20.1 Hz Amp = 560 mv)

	Tran	Vert	Long	
PPV	0.508	0.508	0.254	mm/s
ZC Freq	24	30	>100	Hz
Time (Rel. to Trig)	0.066	0.000	-0.139	sec
Peak Acceleration	0.027	0.027	0.027	g
Peak Displacement	0.004	0.003	0.002	mm
Sensor Check	Passed	Passed	Passed	
Frequency	7.4	7.4	7.3	Hz
Overswing Ratio	3.9	4.1	4.0	

Peak Vector Sum 0.582 mm/s at 0.000 sec



Date/Time Vert at 14:27:06 August 25, 2022
 Trigger Source Geo: 0.510 mm/s
 Range Geo: 254.0 mm/s
 Record Time 4.25 sec (Auto=3Sec) at 1024 sps

Notes

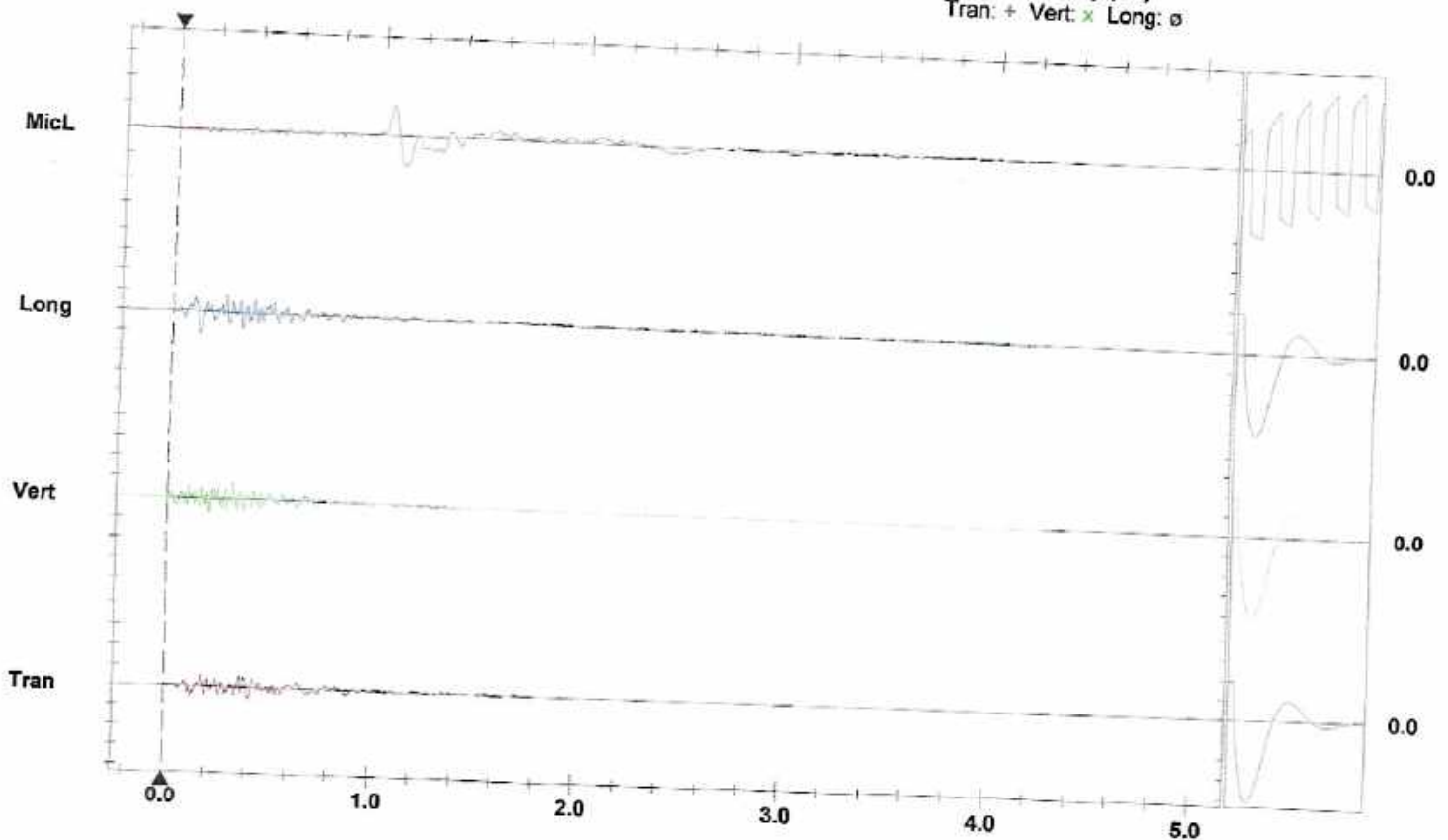
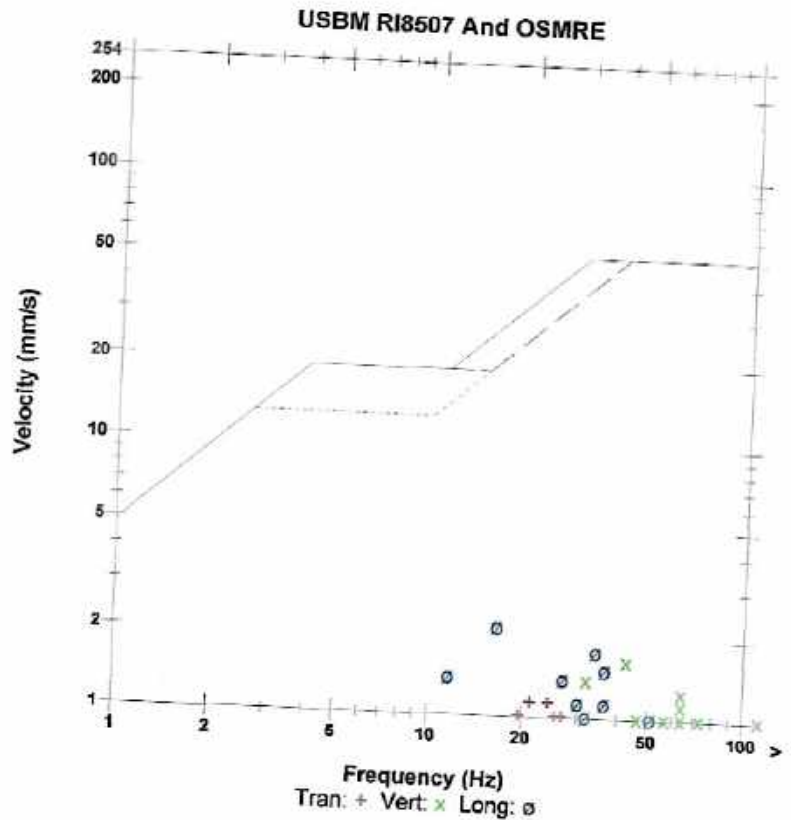
Serial Number BE13017 V 10.60-8.17 MiniMate Plus
 Battery Level 6.1 Volts
 Unit Calibration September 21, 2021 by Dywidag
 File Name _TEMP.EVT
 Post Event Notes
 Shillelagh Qrys
 Ger Phibbs

Extended Notes

Microphone Linear Weighting
 PSPL 115.6 dB(L) at 1.051 sec
 ZC Freq 5.0 Hz
 Channel Test Passed (Freq = 20.1 Hz Amp = 605 mv)

	Tran	Vert	Long	
PPV	1.143	1.651	2.159	mm/s
ZC Freq	21	43	17	Hz
Time (Rel. to Trig)	0.182	0.321	0.136	sec
Peak Acceleration	0.040	0.066	0.053	g
Peak Displacement	0.008	0.007	0.022	mm
Sensor Check	Passed	Passed	Passed	
Frequency	7.3	7.3	7.3	Hz
Overswing Ratio	4.0	3.7	4.0	

Peak Vector Sum 2.328 mm/s at 0.133 sec



Sensor Check

Event Report

Date/Time Vert at 12:01:03 September 29, 2022
 Trigger Source Geo: 0.510 mm/s
 Range Geo: 254.0 mm/s
 Record Time 3.75 sec (Auto=3Sec) at 1024 sps

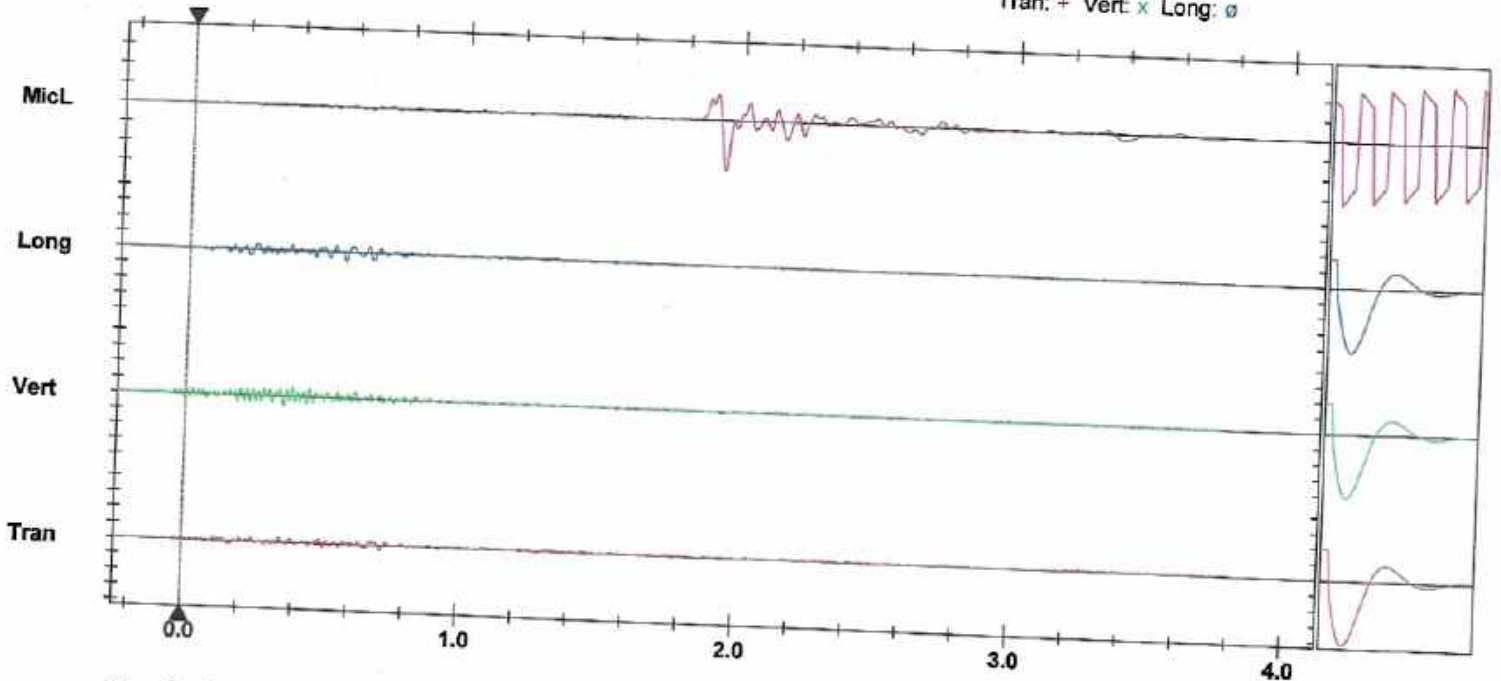
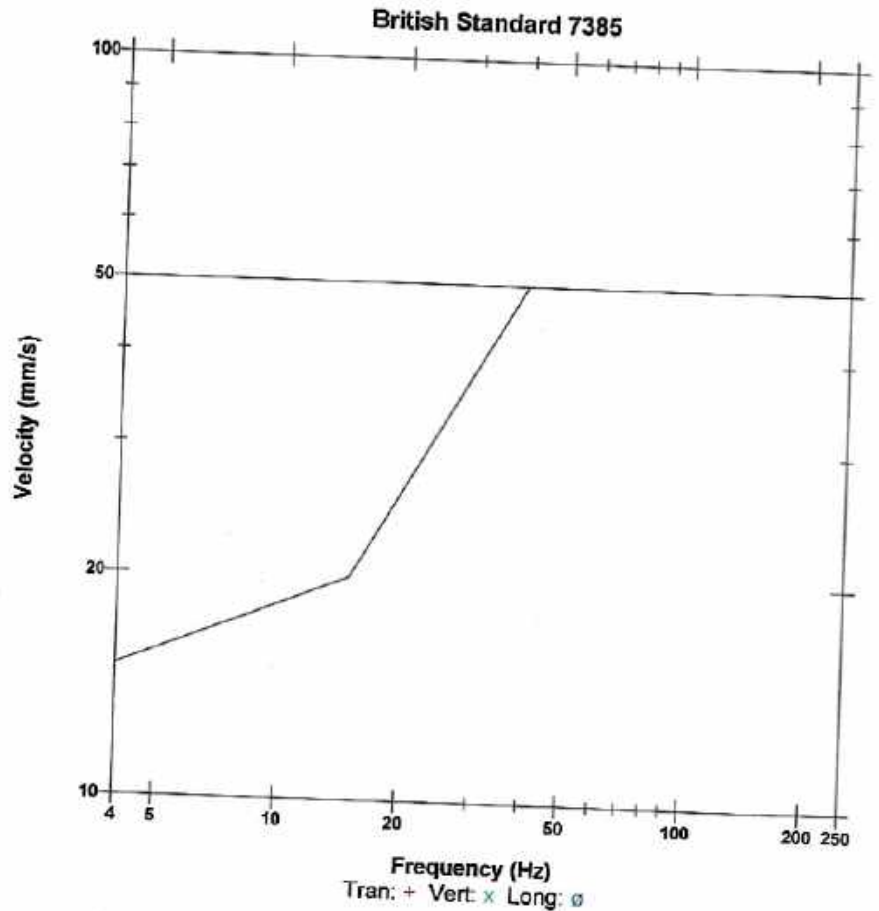
Serial Number BA9208 V 10.72-8.17 BlastMate III
 Battery Level 6.3 Volts
 Unit Calibration April 5, 2022 by E.M.
 File Name K208JP4P.DR0
 Post Event Notes
 Location: Mailead Murphy

Notes

Microphone Linear Weighting
 PSPL 122.3 dB(L) at 1.937 sec
 ZC Freq 11 Hz
 Channel Test Passed (Freq = 20.1 Hz Amp = 582 mv)

	Tran	Vert	Long	
PPV	0.635	1.270	1.143	mm/s
ZC Freq	32	43	26	Hz
Time (Rel. to Trig)	0.719	0.357	0.567	sec
Peak Acceleration	0.027	0.040	0.027	g
Peak Displacement	0.006	0.005	0.007	mm
Sensor Check	Passed	Passed	Passed	
Frequency	7.5	7.3	7.3	Hz
Overswing Ratio	3.8	4.2	4.0	

Peak Vector Sum 1.301 mm/s at 0.357 sec



Sensor Check

Date/Time Long at 12:01:04 September 29, 2022
 Trigger Source Geo: 0.510 mm/s
 Range Geo: 254.0 mm/s
 Record Time 3.75 sec (Auto=3Sec) at 1024 sps

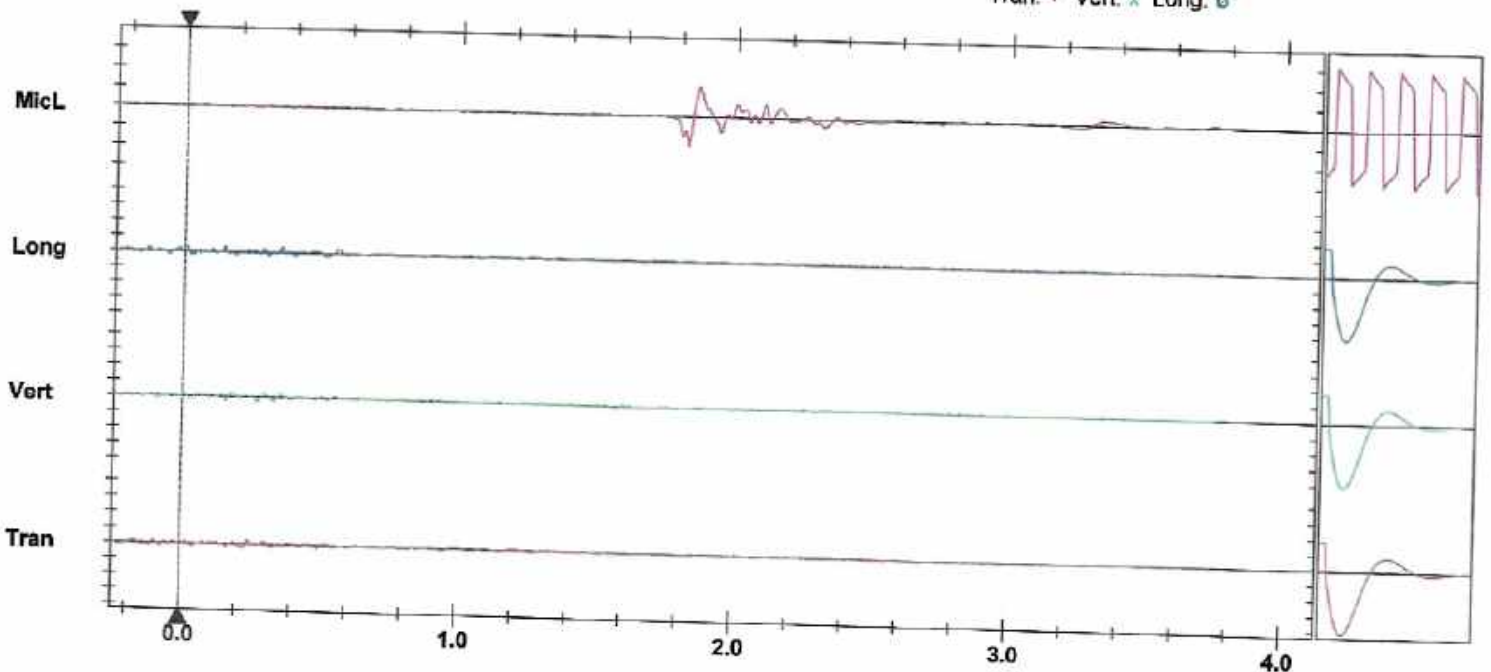
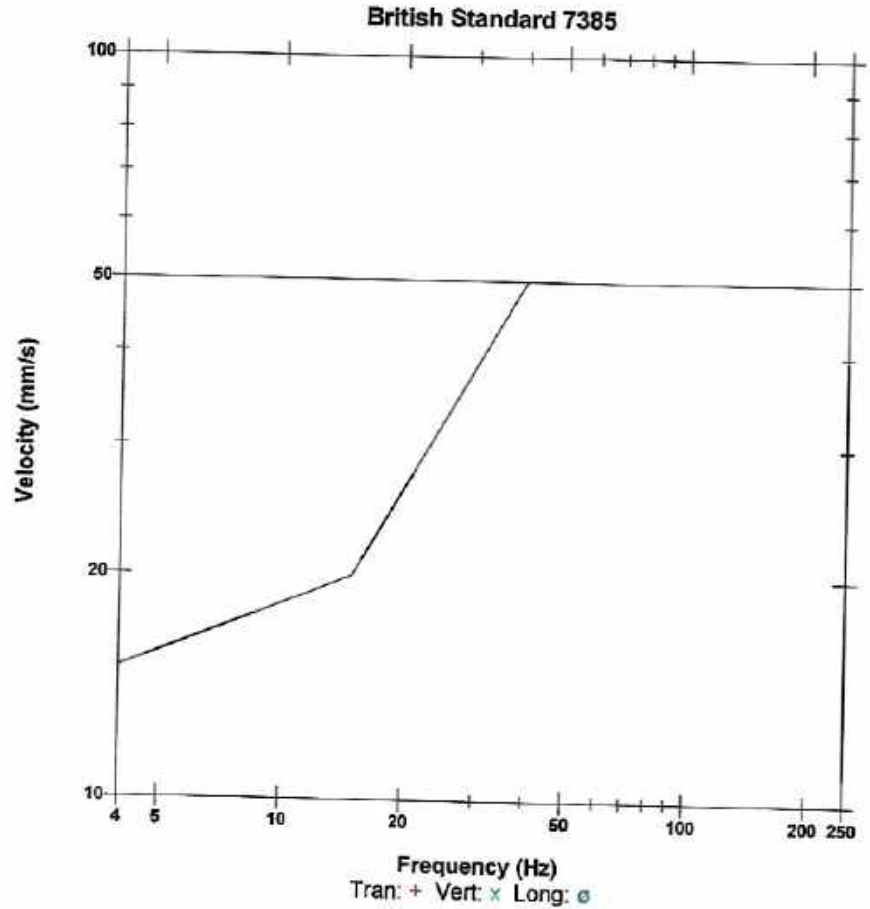
Serial Number BA9209 V 10.72-8.17 BlastMate III
 Battery Level 6.3 Volts
 Unit Calibration April 5, 2022 by E.M.
 File Name K209JP4P.DS0
 Post Event Notes
 Location: Michael Murphy Residence


Notes

Microphone Linear Weighting
 PSPL 117.6 dB(L) at 1.864 sec
 ZC Freq 7.1 Hz
 Channel Test Passed (Freq = 20.1 Hz Amp = 614 mv)

	Tran	Vert	Long	
PPV	0.508	0.508	0.635	mm/s
ZC Freq	17	37	28	Hz
Time (Rel. to Trig)	0.224	0.155	0.003	sec
Peak Acceleration	0.027	0.027	0.027	g
Peak Displacement	0.005	0.003	0.005	mm
Sensor Check	Passed	Passed	Passed	
Frequency	7.1	7.3	7.3	Hz
Overswing Ratio	4.5	4.7	4.7	

Peak Vector Sum 0.783 mm/s at 0.355 sec



Time Scale: 0.20 sec/div Amplitude Scale: Geo: 2.000 mm/s/div Mic: 10.000 pa.(L)/div
 Trigger = 

Sensor Check

Date/Time Vert at 12:01:52 April 21, 2022
 Trigger Source Geo: 0.510 mm/s
 Range Geo: 254.0 mm/s
 Record Time 4.25 sec (Auto=3Sec) at 1024 sps

Serial Number BE13017 V 10.60-8.17 MiniMate Plus
 Battery Level 8.1 Volts
 Unit Calibration September 21, 2021 by Dywidag
 File Name O017JGUK.340
 Post Event Notes
 Gar Phibbs

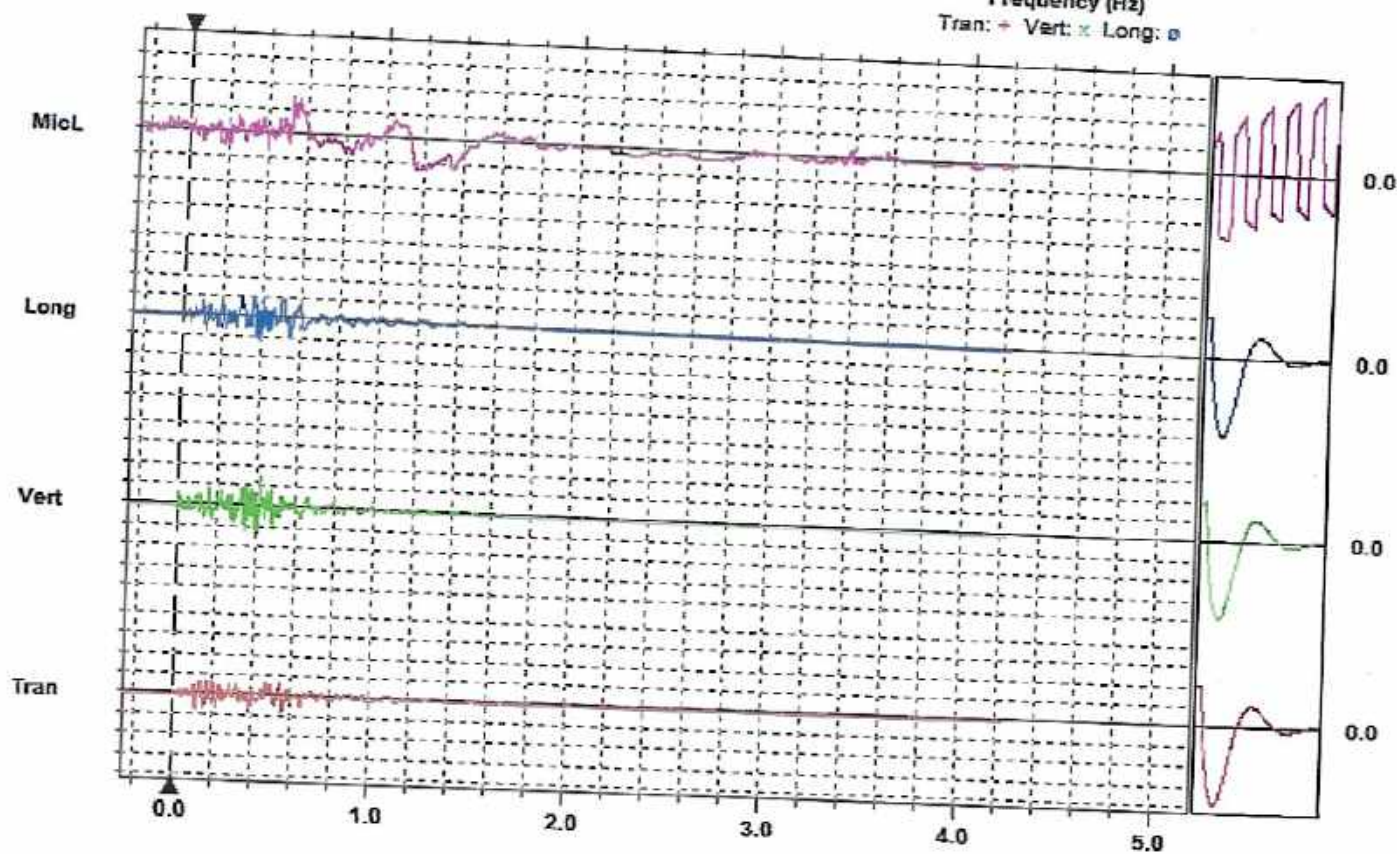
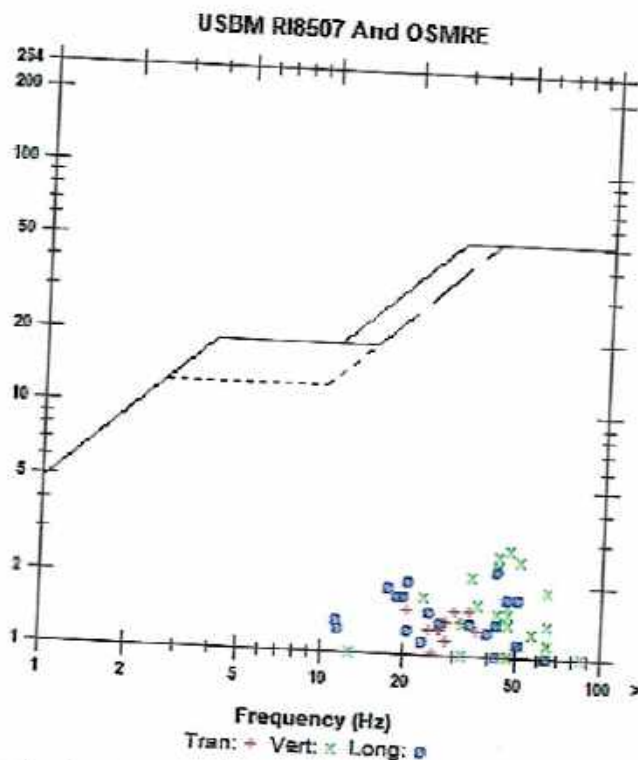
Notes

Extended Notes

Microphone Linear Weighting
 PSPL 117.5 dB(L) at 0.530 sec
 ZC Freq 5.0 Hz
 Channel Test Passed (Freq = 19.7 Hz Amp = 585 mv)

	Tran	Vert	Long	
ppv	1.524	2.794	2.288	mm/s
ppv	54.86	59.92	58.18	dB
ZC Freq	30	47	43	Hz
Time (Rel. to Trig)	0.123	0.427	0.390	sec
Peak Acceleration	0.040	0.093	0.050	g
Peak Displacement	0.010	0.011	0.020	mm
Sensor Check	Passed	Passed	Passed	
Frequency	7.3	7.3	7.4	Hz
Overswing Ratio	4.0	3.8	4.0	

Velocity (mm/s)



Sensor Check

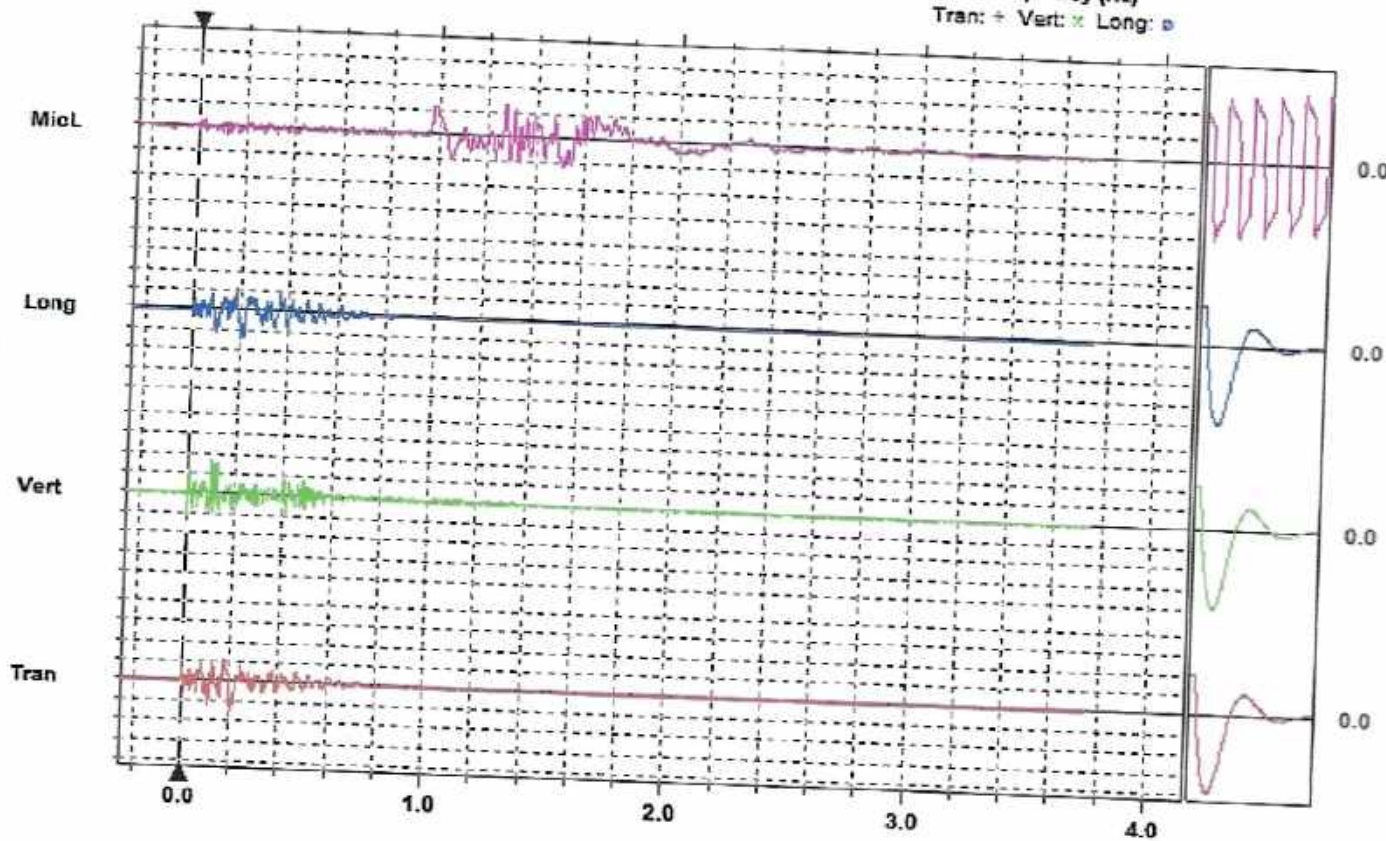
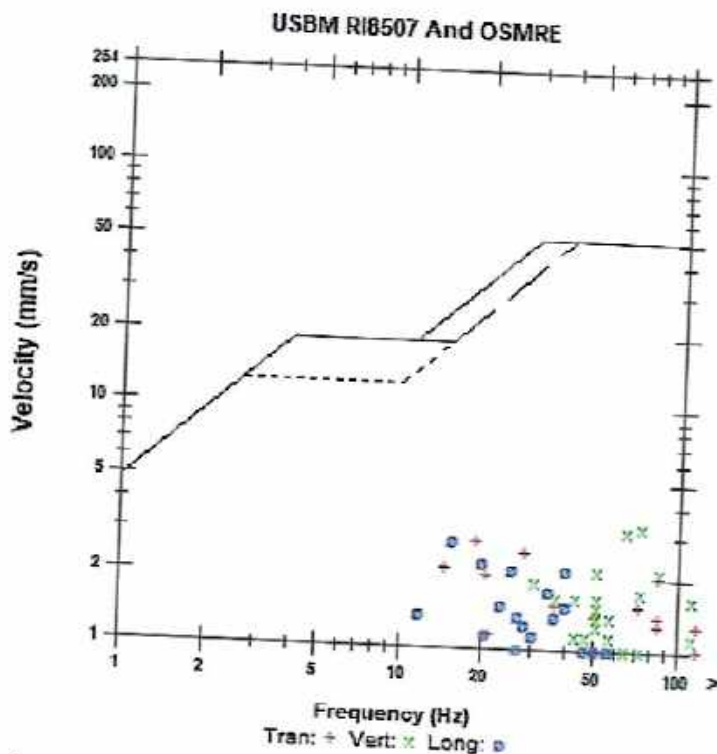
Date/Time Vert at 12:01:33 April 21, 2022
 Trigger Source Geo: 0.510 mm/s
 Range Geo: 254.0 mm/s
 Record Time 3.75 sec (Auto=3Sec) at 1024 sps

Serial Number BE11802 V 10.72-8.17 MiniMate Plus
 Battery Level 6.1 Volts
 Unit Calibration August 25, 2021 by Dywidag
 File Name M802JGUK.2L0
 Post Event Notes
 Cullens

Notes
 Location:
 Client:
 User Name:
 General:

Microphone Linear Weighting
 PSPL 116.6 dB(L) at 1.271 sec
 ZC Freq 24 Hz
 Channel Test Passed (Freq = 20.5 Hz Amp = 639 mv)

	Tran	Vert	Long	
PPV	2.794	3.302	2.794	mm/s
PPV	59.92	61.38	59.92	dB
ZC Freq	19	73	18	Hz
Time (Rel. to Trig)	0.205	0.104	0.199	sec
Peak Acceleration	0.106	0.133	0.088	g
Peak Displacement	0.024	0.009	0.025	mm
Sensor Check	Passed	Passed	Passed	
Frequency	7.4	7.5	7.6	Hz
Overswing Ratio	4.1	3.6	4.2	



Sensor Check

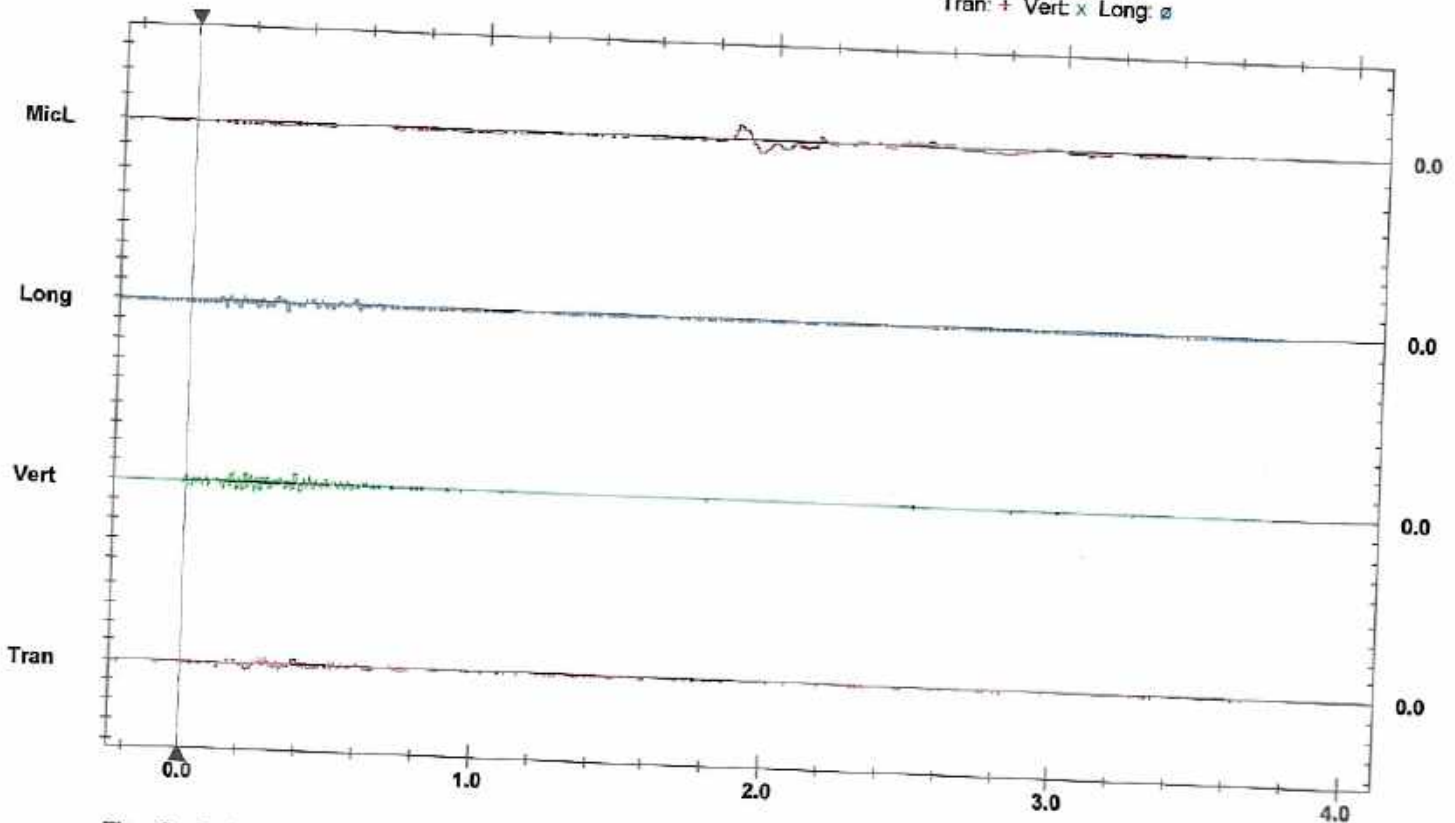
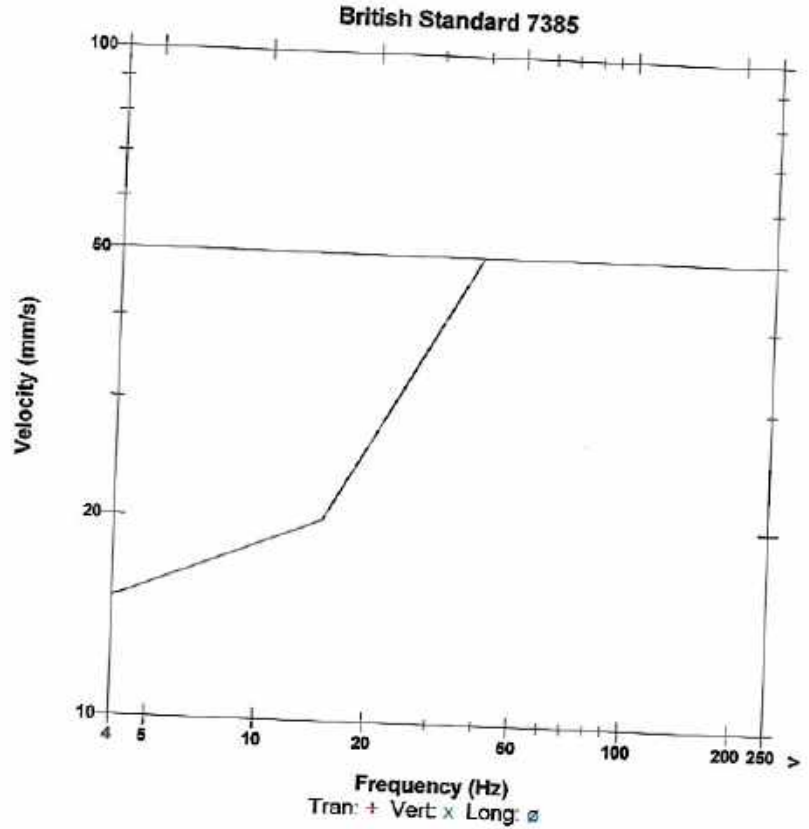
Date/Time Vert at 12:02:19 April 21, 2022
 Trigger Source Geo: 0.510 mm/s
 Range Geo: 254.0 mm/s
 Record Time 3.75 sec (Auto=3Sec) at 1024 sps

Serial Number BA9208 V 10.72-8.17 BlastMate III
 Battery Level 6.2 Volts
 Unit Calibration April 5, 2022 by E.M.
 File Name K208JGUK.3V0
 Post Event Notes
 Location: Mairead Murphy

Notes

Microphone Linear Weighting
 PSPL 110.6 dB(L) at 1.871 sec
 ZC Freq 7.3 Hz
 Channel Test Passed (Freq = 20.5 Hz Amp = 441 mv)

	Tran	Vert	Long	
PPV	0.635	1.143	0.889	mm/s
ZC Freq	17	39	39	Hz
Time (Rel. to Trig)	0.220	0.160	0.332	sec
Peak Acceleration	0.027	0.040	0.040	g
Peak Displacement	0.006	0.004	0.004	mm
Sensor Check	Passed	Passed	Passed	
Peak Vector Sum	1.198 mm/s at 0.160 sec			



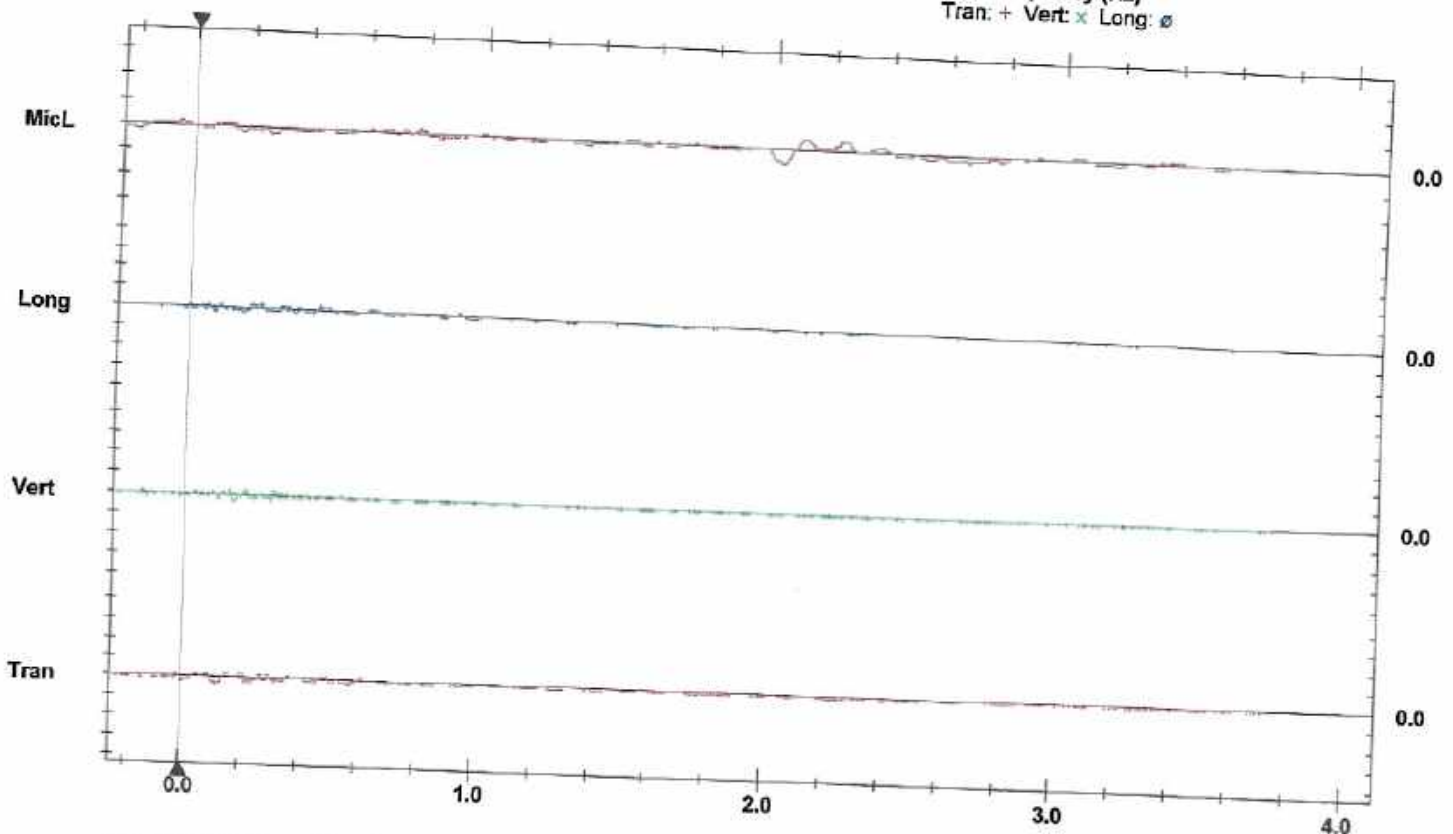
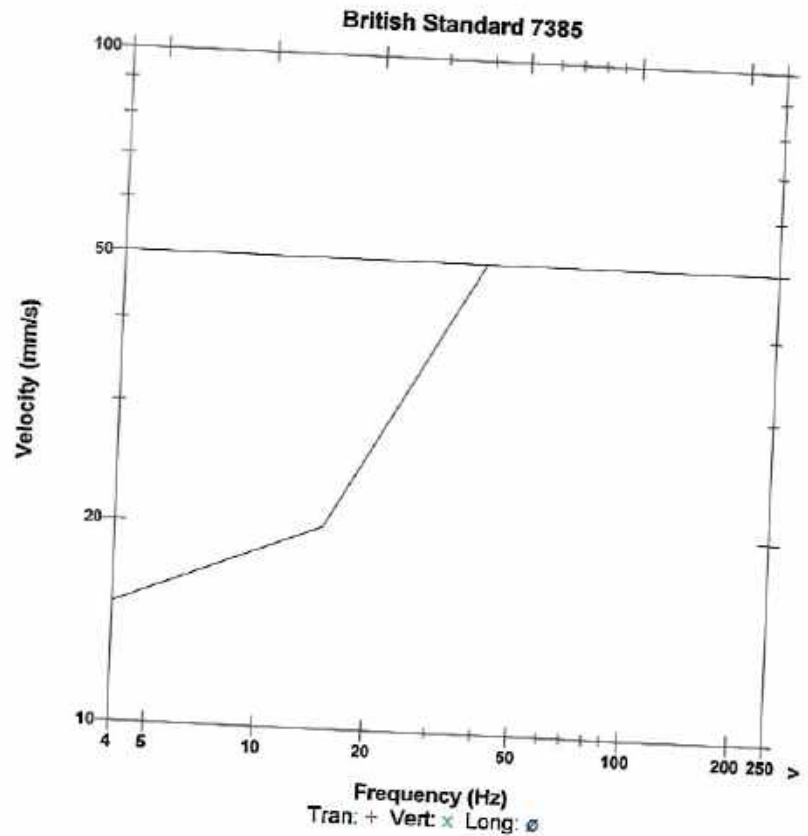
Event Report

Date/Time Tran at 12:02:20 April 21, 2022
 Trigger Source Geo: 0.510 mm/s
 Range Geo: 254.0 mm/s
 Record Time 3.75 sec (Auto=3Sec) at 1024 sps
 Notes

Serial Number BA9209 V 10.72-8.17 BlastMate III
 Battery Level 6.3 Volts
 Unit Calibration April 5, 2022 by E.M.
 File Name K209JGUK.3W0
 Post Event Notes
 Location: Michael Murphy

Microphone Linear Weighting
 PSPL 109.2 dB(L) at 2.022 sec
 ZC Freq 6.2 Hz
 Channel Test Passed (Freq = 20.1 Hz Amp = 515 mv)

	Tran	Vert	Long	
PPV	0.762	0.635	0.508	mm/s
ZC Freq	14	32	22	Hz
Time (Rel. to Trig)	0.118	0.166	0.214	sec
Peak Acceleration	0.027	0.027	0.027	g
Peak Displacement	0.009	0.003	0.008	mm
Sensor Check	Passed	Passed	Passed	
Peak Vector Sum	0.861 mm/s at 0.118 sec			



Event Report

Date/Time Vert at 14:09:10 April 17, 2023
 Trigger Source Geo: 0.510 mm/s
 Range Geo: 254.0 mm/s
 Record Time 3.75 sec (Auto=3Sec) at 1024 sps

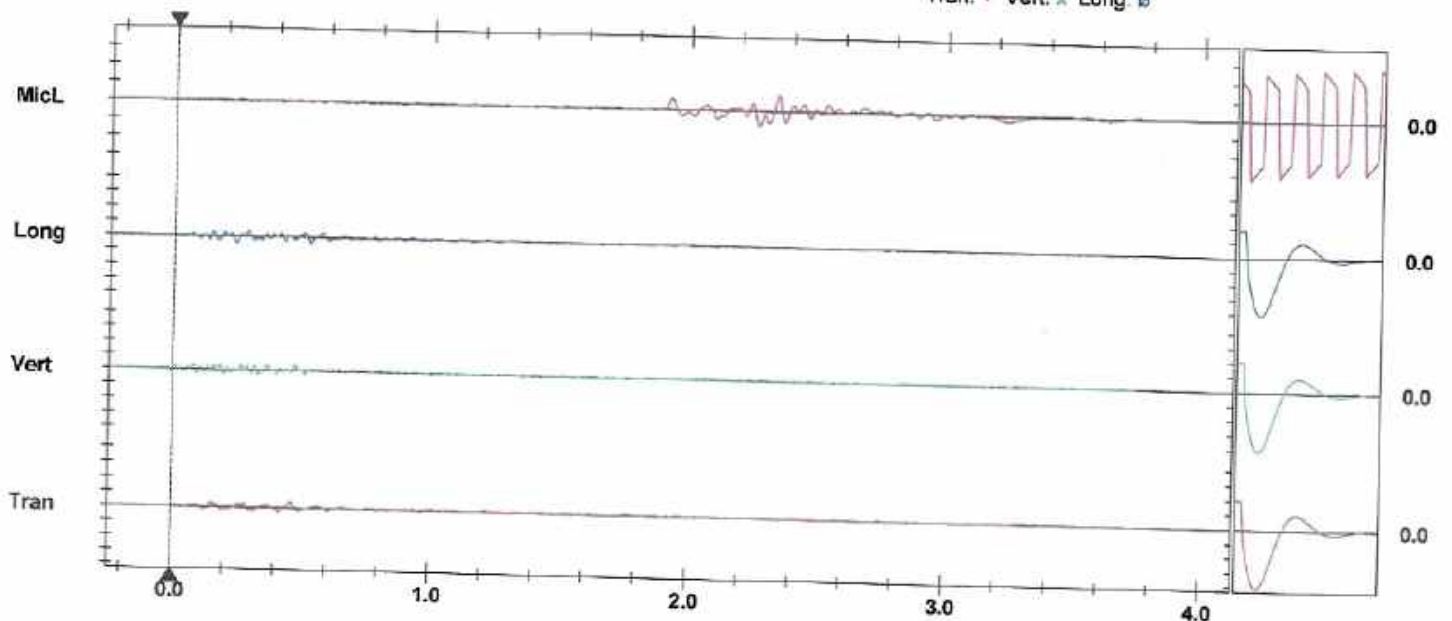
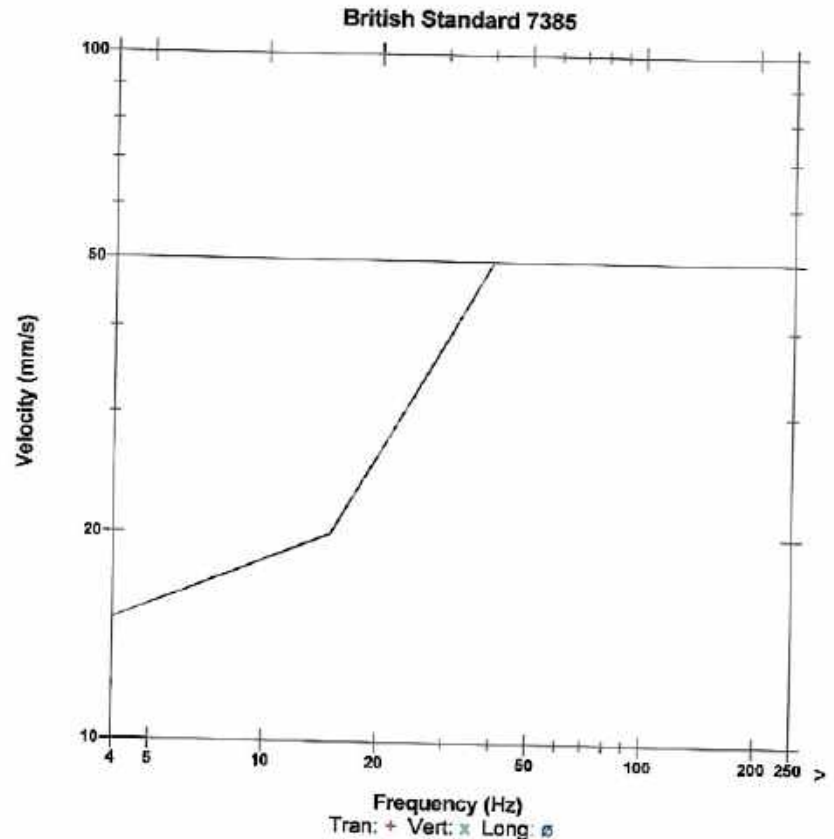
Notes

Serial Number BA9208 V 10.72-8.17 BlastMate III
 Battery Level 6.2 Volts
 Unit Calibration April 11, 2023 by E.M.
 File Name K208JZF8.NAO
 Post Event Notes
 Location: Malread Murphy

Microphone Linear Weighting
 PSPL 113.1 dB(L) at 2.338 sec
 ZC Freq 17 Hz
 Channel Test Passed (Freq = 20.1 Hz Amp = 595 mv)

	Tran	Vert	Long	
PPV	0.762	0.635	1.016	mm/s
ZC Freq	15	34	22	Hz
Time (Rel. to Trig)	0.462	0.077	0.236	sec
Peak Acceleration	0.027	0.027	0.027	g
Peak Displacement	0.008	0.004	0.007	mm
Sensor Check	Passed	Passed	Passed	
Frequency	7.5	7.4	7.3	Hz
Overswing Ratio	3.9	4.1	4.0	

Peak Vector Sum 1.055 mm/s at 0.236 sec



Sensor Check

Event Report

Date/Time Tran at 14:09:15 April 17, 2023
Trigger Source Geo: 0.510 mm/s
Range Geo: 254.0 mm/s
Record Time 3.75 sec (Auto=3Sec) at 1024 sps

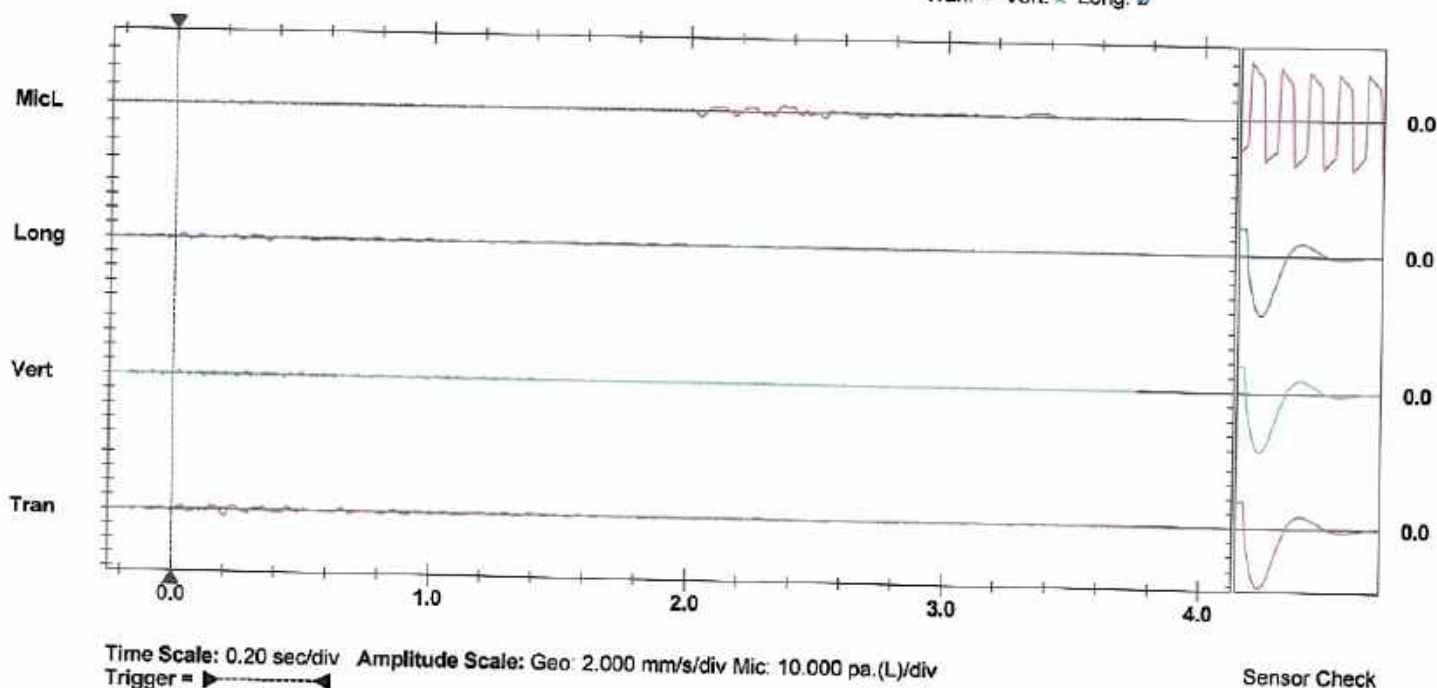
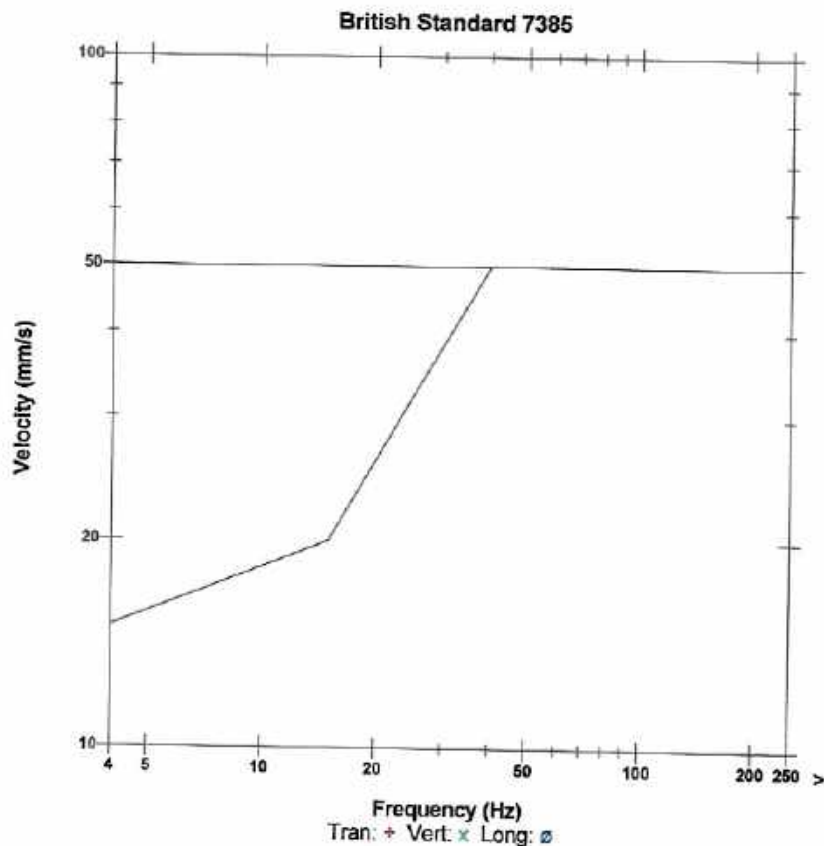
Notes

Serial Number BA9209 V 10.72-8.17 BlastMate III
Battery Level 6.1 Volts
Unit Calibration April 11, 2023 by E.M.
File Name K209JZF8.NFO
Post Event Notes
Location: Michael Murphy Residence

Microphone Linear Weighting
PSPL 105.5 dB(L) at 2.359 sec
ZC Freq 6.2 Hz
Channel Test Passed (Freq = 19.7 Hz Amp = 575 mv)

	Tran	Vert	Long	
PPV	0.889	0.381	0.508	mm/s
ZC Freq	15	43	20	Hz
Time (Rel. to Trig)	0.199	-0.080	0.029	sec
Peak Acceleration	0.027	0.027	0.013	g
Peak Displacement	0.010	0.002	0.005	mm
Sensor Check	Passed	Passed	Passed	
Frequency	7.1	7.2	7.3	Hz
Overswing Ratio	4.5	4.7	4.7	

Peak Vector Sum 0.967 mm/s at 0.204 sec



Date/Time Vert at 14:07:11 April 17, 2023
Trigger Source Geo: 0.510 mm/s
Range Geo: 254.0 mm/s
Record Time 5.0 sec at 1024 sps
Job Number: 1

Serial Number BE11802 V 10.72-8.17 MiniMate Plus
Battery Level 6.2 Volts
Unit Calibration November 21, 2022 by InstanTel
File Name M802JZF8.JZO

Notes
 Location:
 Client:
 User Name:
 General:

Post Event Notes
 Shillelagh Qrys
 Location-P Cullens

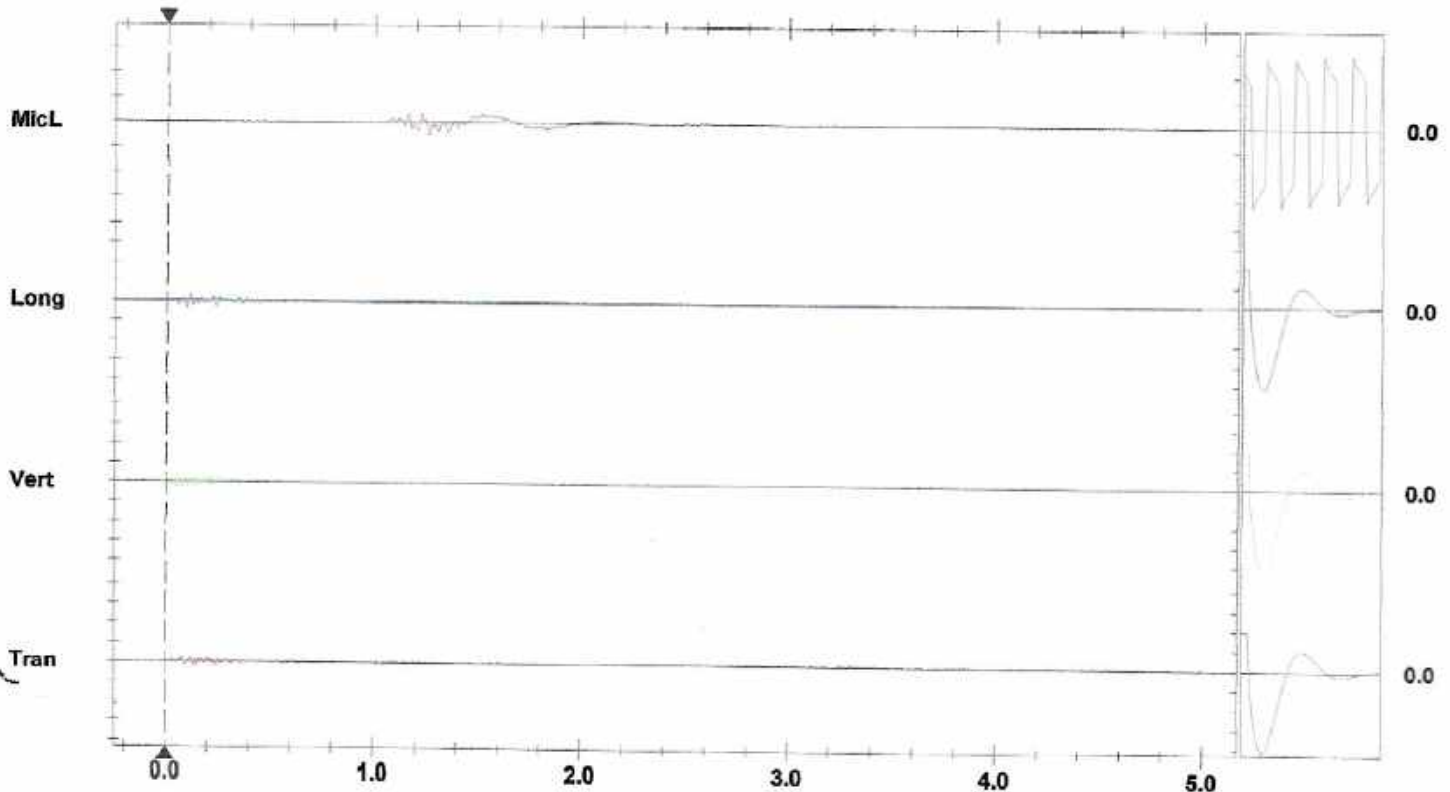
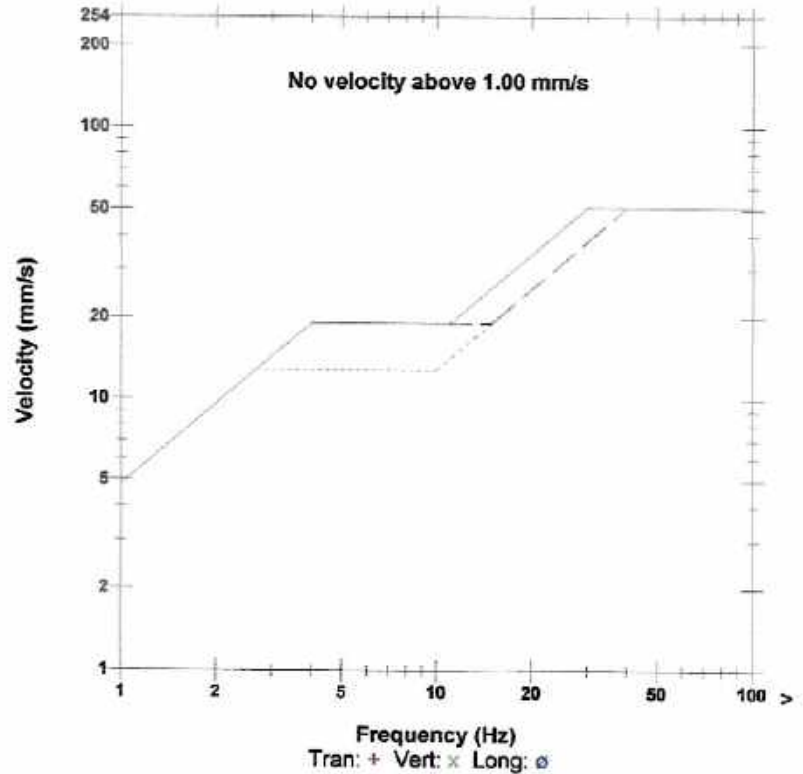
Extended Notes


Microphone Linear Weighting
PSPL 108.0 dB(L) at 1.264 sec
ZC Freq 6.6 Hz
Channel Test Passed (Freq = 20.1 Hz Amp = 581 mv)

	Tran	Vert	Long	
PPV	0.508	0.635	0.762	mm/s
ZC Freq	85	85	34	Hz
Time (Rel. to Trig)	0.083	0.055	0.098	sec
Peak Acceleration	0.027	0.040	0.027	g
Peak Displacement	0.003	0.001	0.004	mm
Sensor Check	Passed	Passed	Passed	
Frequency	7.3	7.3	7.4	Hz
Overswing Ratio	4.0	3.8	3.9	

Peak Vector Sum 0.950 mm/s at 0.098 sec

USBM RI8507 And OSMRE



Time Scale: 0.20 sec/div Amplitude Scale: Geo: 2.000 mm/s/div Mic: 10.000 pa.(L)/div
 Trigger = 

Sensor Check

Date/Time Vert at 14:07:55 April 17, 2023
Trigger Source Geo: 0.510 mm/s
Range Geo: 254.0 mm/s
Record Time 3.25 sec (Auto=3Sec) at 1024 sps
Job Number: 2

Serial Number BE13017 V 10.60-8.17 MiniMate Plus
Battery Level 6.3 Volts
Unit Calibration November 21, 2022 by InstanTel
File Name 0017JZF8.L70

Notes
Location:
Client:
User Name:
General:

Post Event Notes
 Shillelagh Qrys
 Location-Ger Phibbs

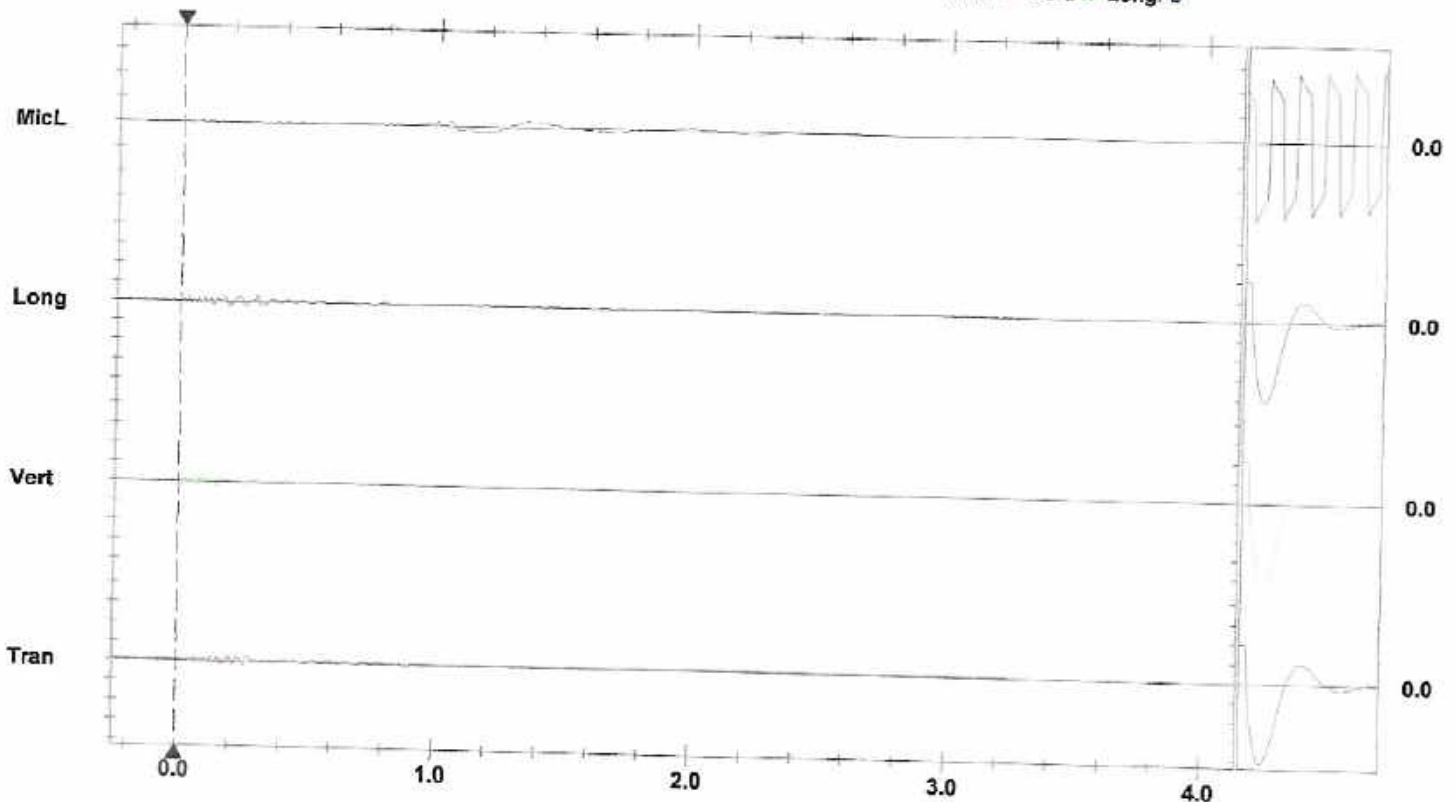
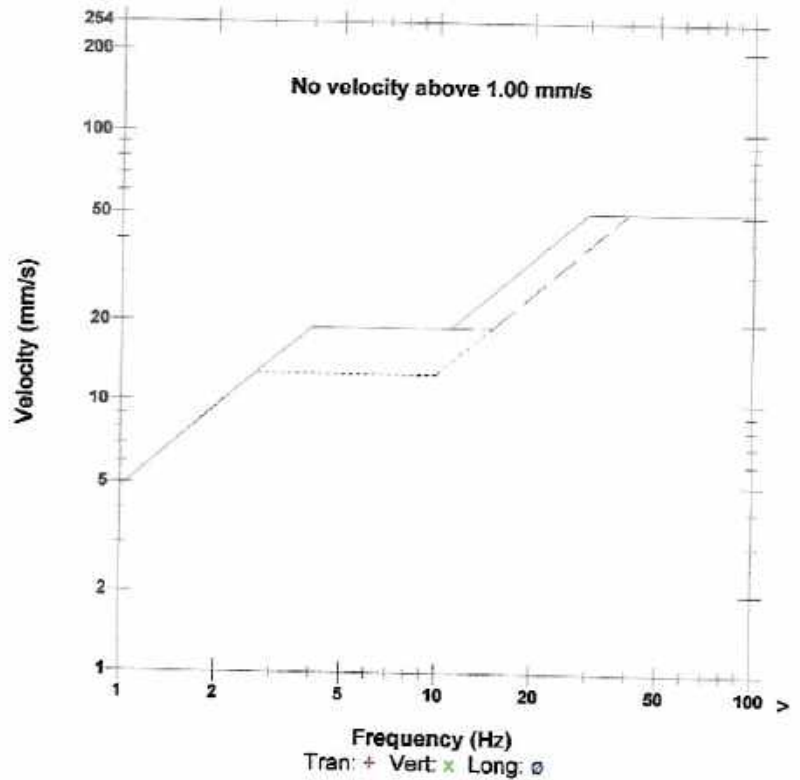
Extended Notes

Microphone Linear Weighting
PSPL 102.8 dB(L) at 1.146 sec
ZC Freq 2.6 Hz
Channel Test Passed (Freq = 20.1 Hz Amp = 523 mv)

	Tran	Vert	Long	
PPV	0.508	0.508	0.762	mm/s
ZC Freq	26	64	34	Hz
Time (Rel. to Trig)	0.275	0.000	0.299	sec
Peak Acceleration	0.013	0.027	0.027	g
Peak Displacement	0.004	0.003	0.005	mm
Sensor Check	Passed	Passed	Passed	
Frequency	7.2	7.5	7.5	Hz
Overswing Ratio	4.0	3.6	4.0	

Peak Vector Sum 0.783 mm/s at 0.299 sec

USBM RI8507 And OSMRE



Time Scale: 0.20 sec/div Amplitude Scale: Geo: 2.000 mm/s/div Mic: 10.000 pa.(L)/div
 Trigger =

Sensor Check

Date/Time Vert at 12:39:17 August 17, 2023
 Trigger Source Geo: 0.510 mm/s
 Range Geo: 254.0 mm/s
 Record Time 3.75 sec (Auto=3Sec) at 1024 sps
 Job Number: 2

Serial Number BE13017 V 10.60-8.17 MiniMate Plus
 Battery Level 6.1 Volts
 Unit Calibration November 21, 2022 by InstanTel
 File Name O017K5P1.TH0

Notes

Location:
 Client:
 User Name:
 General:

Post Event Notes
 Shillelagh Qrys
 Location-Ger Phibbs

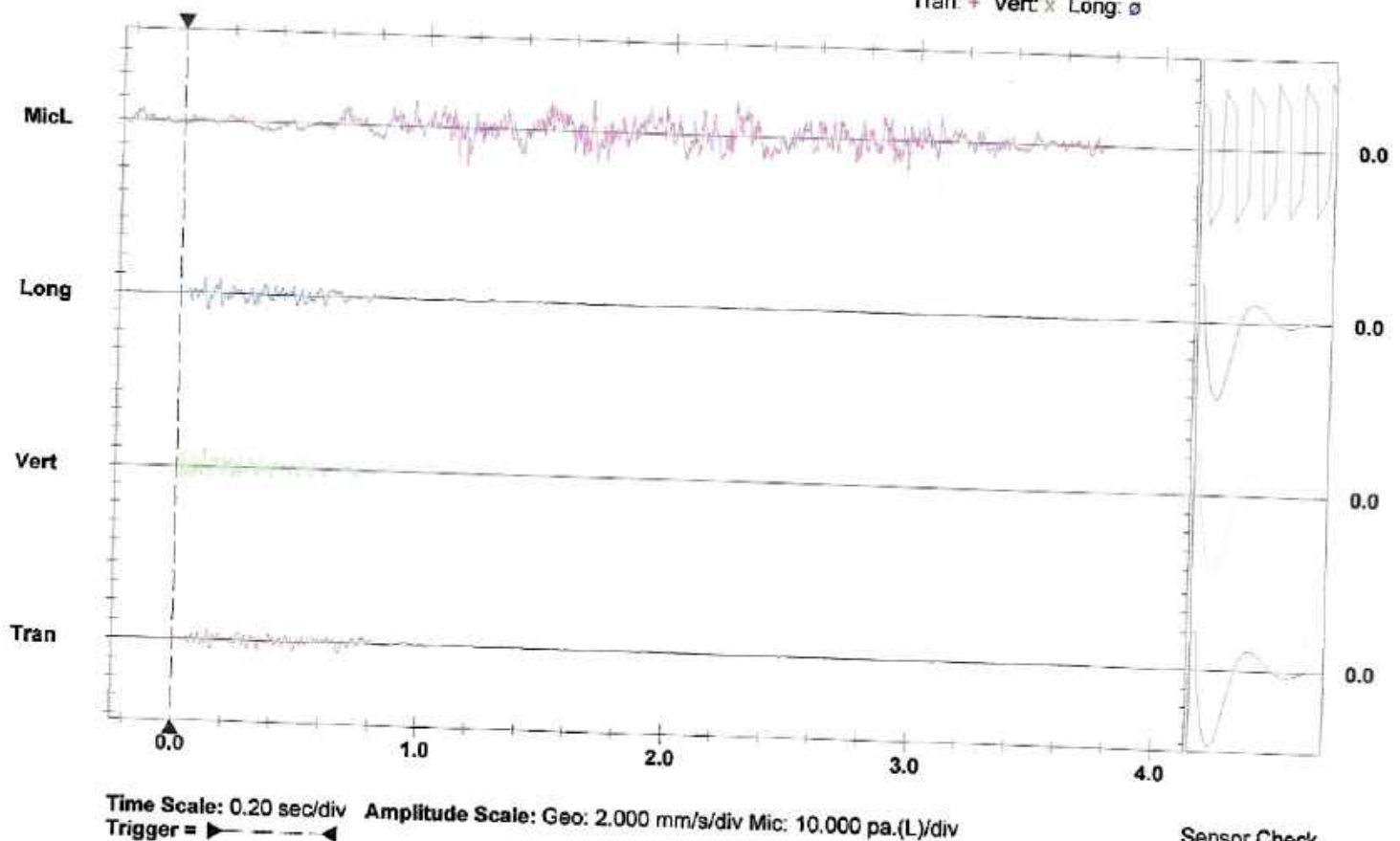
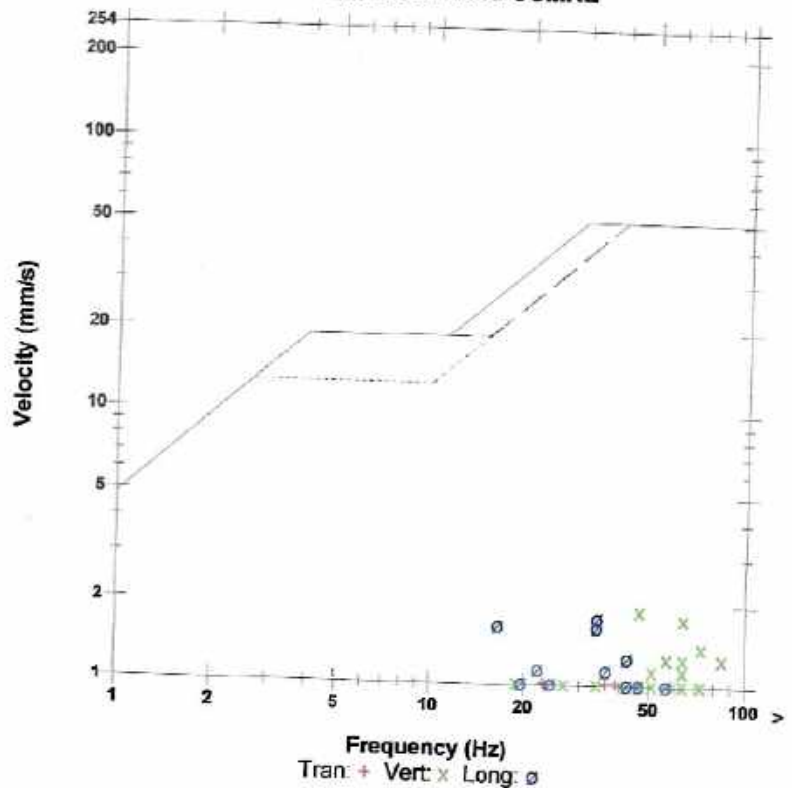
Extended Notes

Microphone Linear Weighting
 PSPL 118.2 dB(L) at 1.160 sec
 ZC Freq 15 Hz
 Channel Test Passed (Freq = 20.1 Hz Amp = 594 mv)

	Tran	Vert	Long	
PPV	1.016	1.905	1.778	mm/s
ZC Freq	47	47	34	Hz
Time (Rel. to Trig)	0.144	0.114	0.116	sec
Peak Acceleration	0.027	0.066	0.053	g
Peak Displacement	0.008	0.008	0.013	mm
Sensor Check	Passed	Passed	Passed	
Frequency	7.3	7.5	7.6	Hz
Overswing Ratio	4.0	3.6	4.0	

Peak Vector Sum 2.572 mm/s at 0.115 sec

USBM RI8507 And OSMRE



Date/Time Vert at 12:38:34 August 17, 2023
 Trigger Source Geo: 0.510 mm/s
 Range Geo: 254.0 mm/s
 Record Time 5.0 sec at 1024 sps
 Job Number: 1

Serial Number BE11802 V 10.72-8.17 MiniMate Plus
 Battery Level 6.0 Volts
 Unit Calibration November 21, 2022 by Instantel
 File Name M802K5P1.SA0

Notes

Location:

Client:

User Name:

General:

Post Event Notes

Shillelagh Qrys

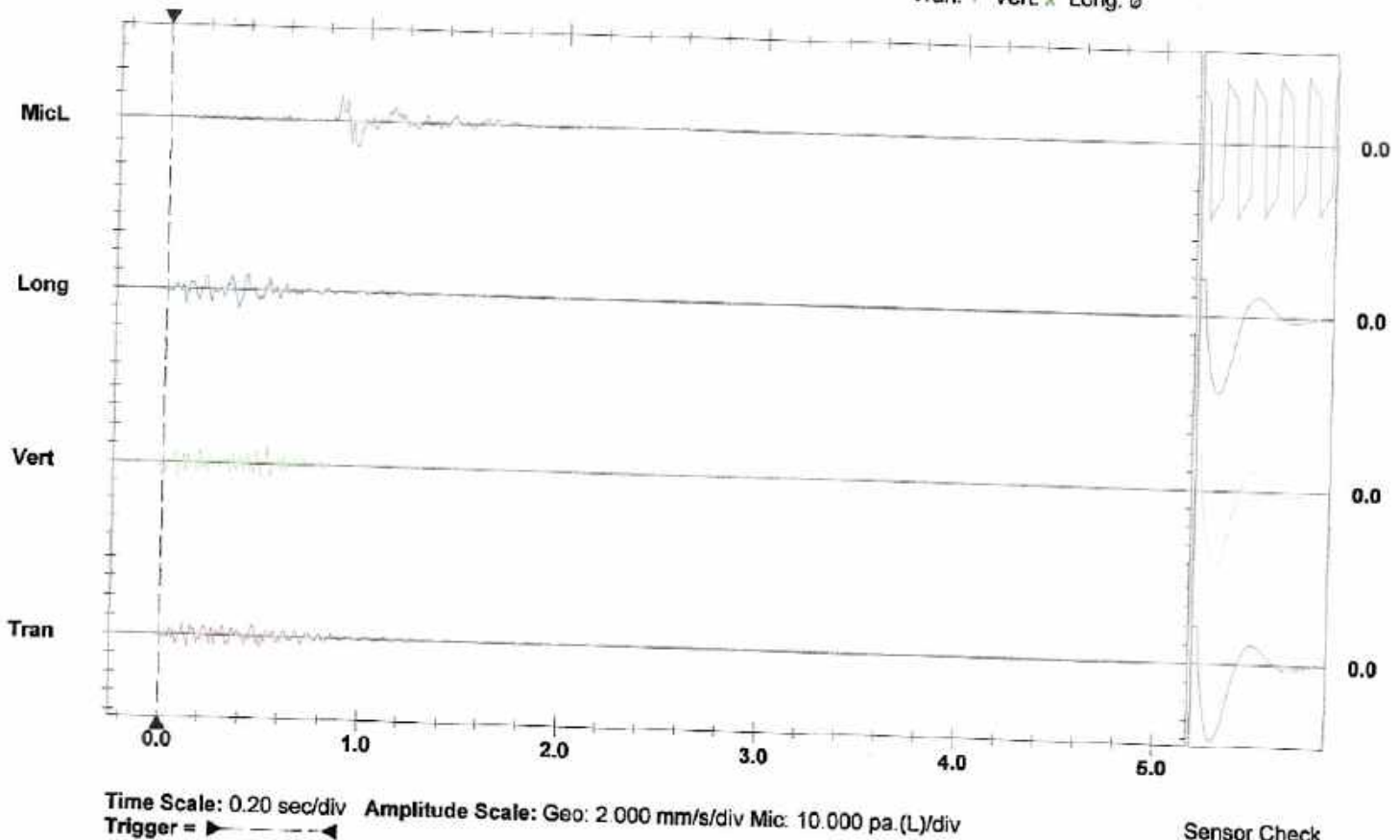
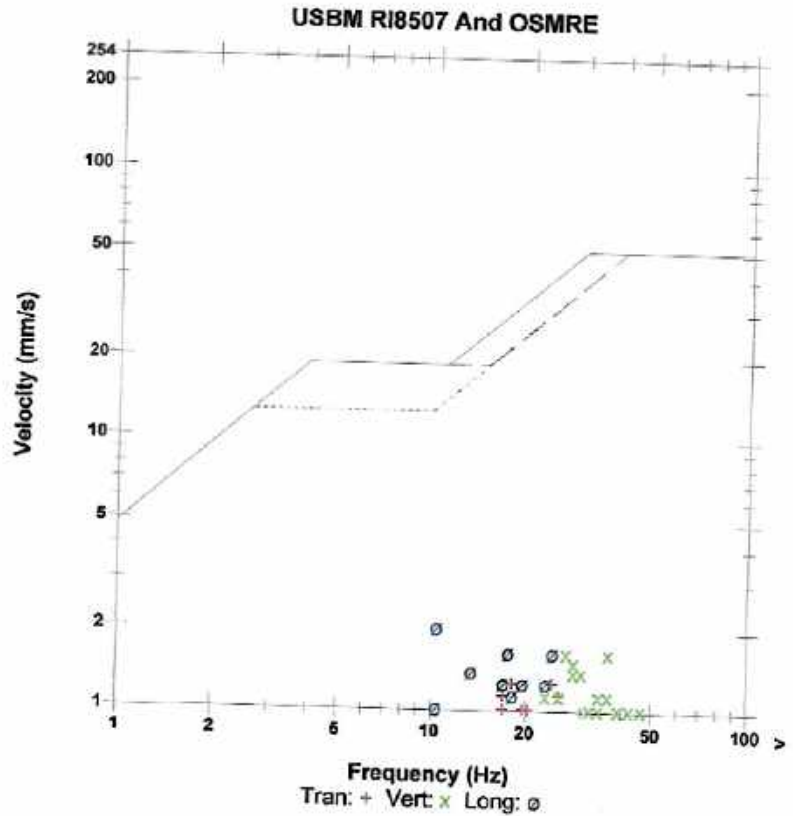
Location-P Cullens

Extended Notes

Microphone Linear Weighting
 PSPL 114.8 dB(L) at 0.948 sec
 ZC Freq 6.4 Hz
 Channel Test Passed (Freq = 20.1 Hz Amp = 566 mv)

	Tran	Vert	Long	
PPV	1.270	1.651	2.032	mm/s
ZC Freq	24	37	10	Hz
Time (Rel. to Trig)	0.142	0.080	0.366	sec
Peak Acceleration	0.040	0.040	0.027	g
Peak Displacement	0.012	0.009	0.025	mm
Sensor Check	Passed	Passed	Passed	
Frequency	7.2	7.4	7.3	Hz
Overswing Ratio	4.0	3.7	4.0	

Peak Vector Sum 2.203 mm/s at 0.366 sec



Date/Time Tran at 12:38:16 August 17, 2023
 Trigger Source Geo: 0.510 mm/s
 Range Geo: 254.0 mm/s
 Record Time 3.75 sec (Auto=3Sec) at 1024 sps

Notes

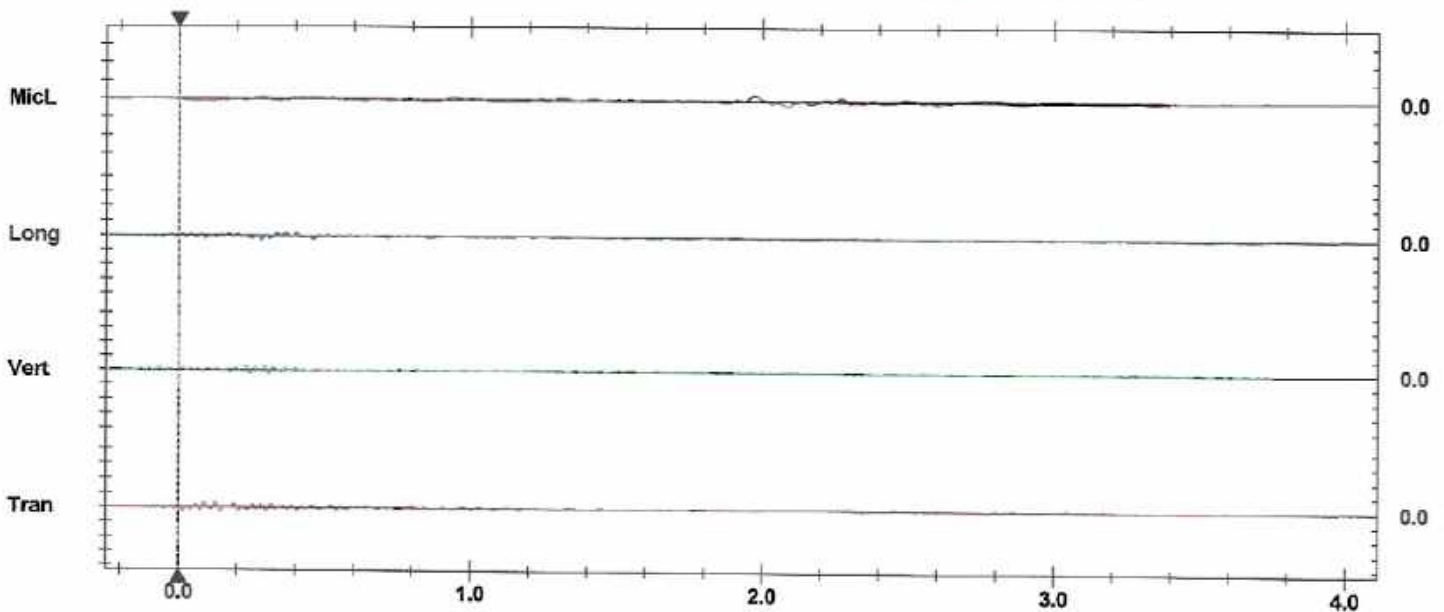
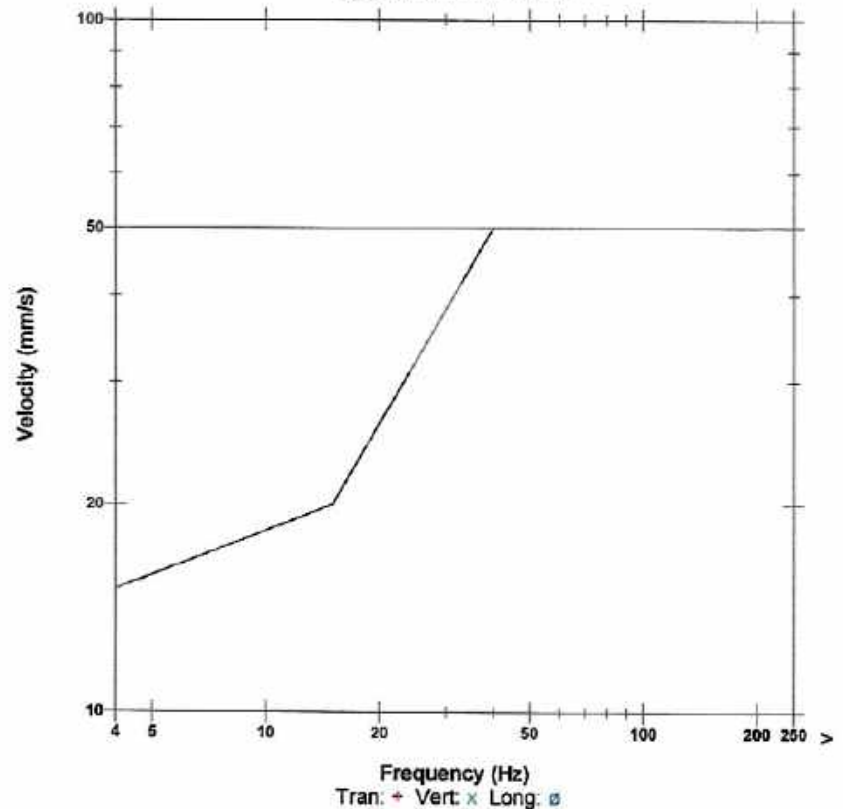
Serial Number BA9208 V 10.72-8.17 BlastMate III
 Battery Level 6.2 Volts
 Unit Calibration April 11, 2023 by E.M.
 File Name K208K5P1.RS0
 Post Event Notes
 Murphys Residence


Microphone Linear Weighting
 PSPL 103.5 dB(L) at 1.971 sec
 ZC Freq 8.3 Hz
 Channel Test Passed (Freq = 20.1 Hz Amp = 539 mv)

	Tran	Vert	Long	
PPV	0.635	0.635	0.635	mm/s
ZC Freq	37	34	28	Hz
Time (Rel. to Trig)	0.126	0.229	0.281	sec
Peak Acceleration	0.027	0.027	0.027	g
Peak Displacement	0.003	0.003	0.004	mm
Sensor Check	Passed	Passed	Passed	

Peak Vector Sum 0.783 mm/s at 0.281 sec

British Standard 7385



Time Scale: 0.20 sec/div Amplitude Scale: Geo: 2.000 mm/s/div Mic: 10.000 pa.(L)/div
 Trigger = 

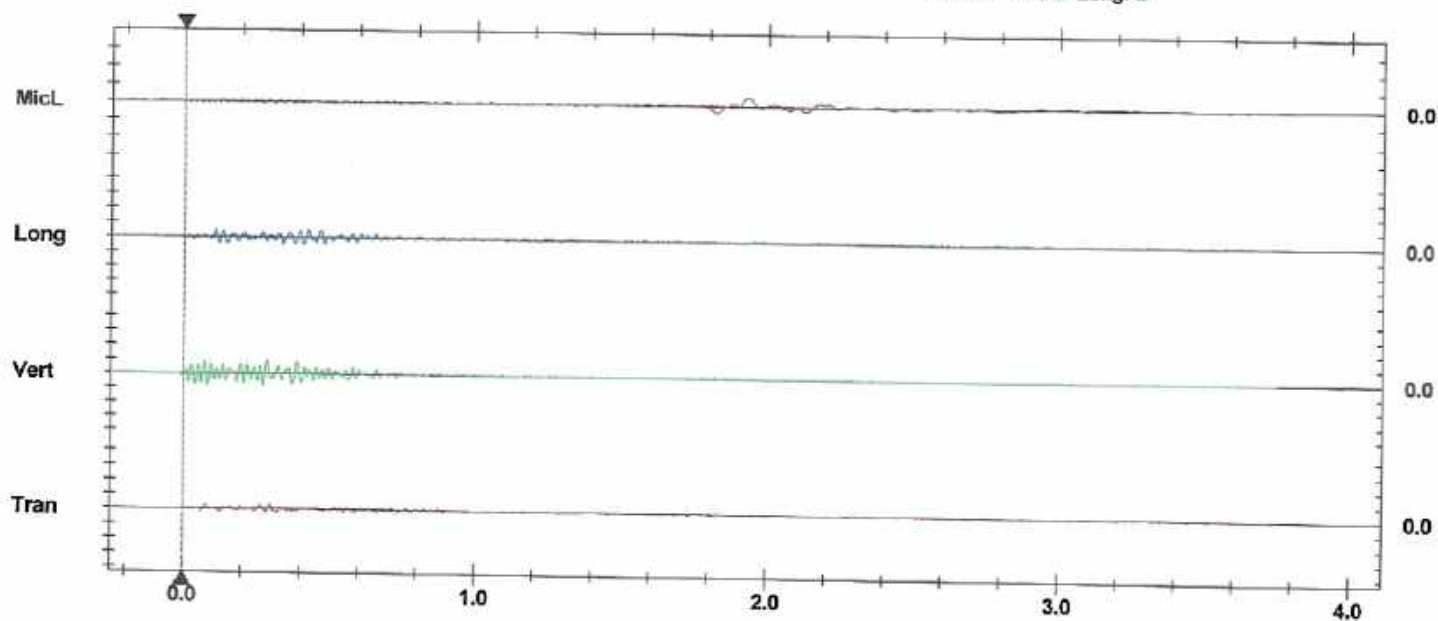
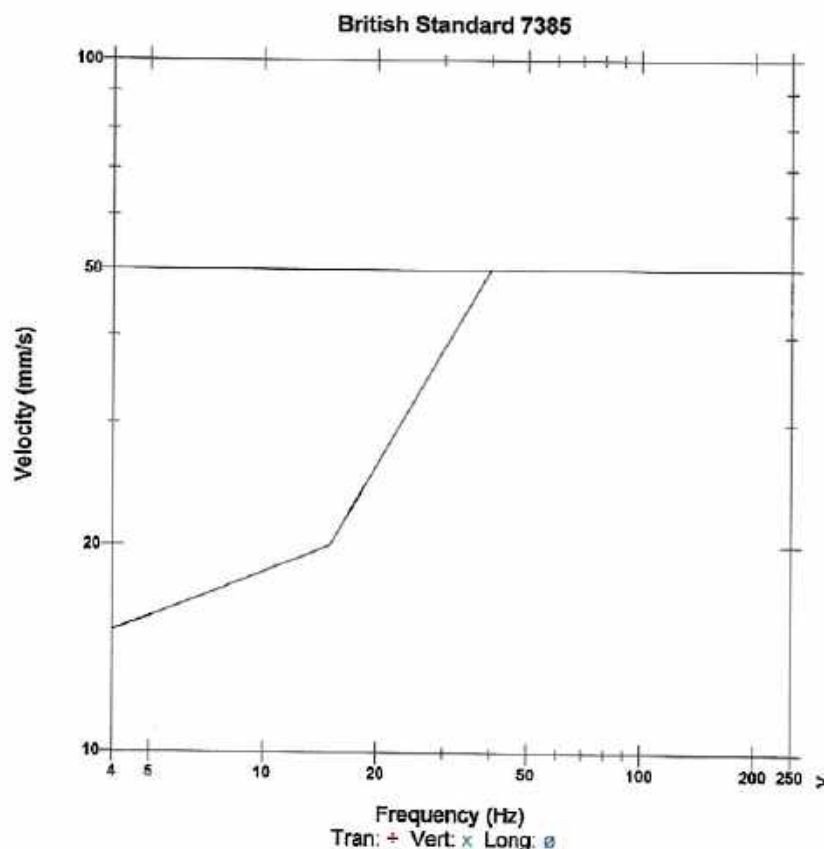
Date/Time Vert at 12:38:32 August 17, 2023
 Trigger Source Geo: 0.510 mm/s
 Range Geo: 254.0 mm/s
 Record Time 3.75 sec (Auto=3Sec) at 1024 sps

Notes

Serial Number BA9209 V 10.72-8.17 BlastMate III
 Battery Level 6.1 Volts
 Unit Calibration April 11, 2023 by E.M.
 File Name K209K5P1.S80
 Post Event Notes
 Boylan Residence

Microphone Linear Weighting
 PSPL 108.0 dB(L) at 1.926 sec
 ZC Freq 9.0 Hz
 Channel Test Passed (Freq = 20.1 Hz Amp = 515 mv)

	Tran	Vert	Long	
PPV	0.508	1.778	1.016	mm/s
ZC Freq	39	39	43	Hz
Time (Rel. to Trig)	0.264	0.286	0.107	sec
Peak Acceleration	0.027	0.066	0.027	g
Peak Displacement	0.002	0.007	0.005	mm
Sensor Check	Passed	Passed	Passed	
Peak Vector Sum	1.814 mm/s at 0.286 sec			



Time Scale: 0.20 sec/div Amplitude Scale: Geo: 2.000 mm/s/div Mic: 10.000 pa (L)/div
 Trigger = 

Event Report

Date/Time Tran at 12:31:03 December 8, 2022
 Trigger Source Geo: 0.510 mm/s
 Range Geo: 254.0 mm/s
 Record Time 3.25 sec (Auto=3Sec) at 1024 sps

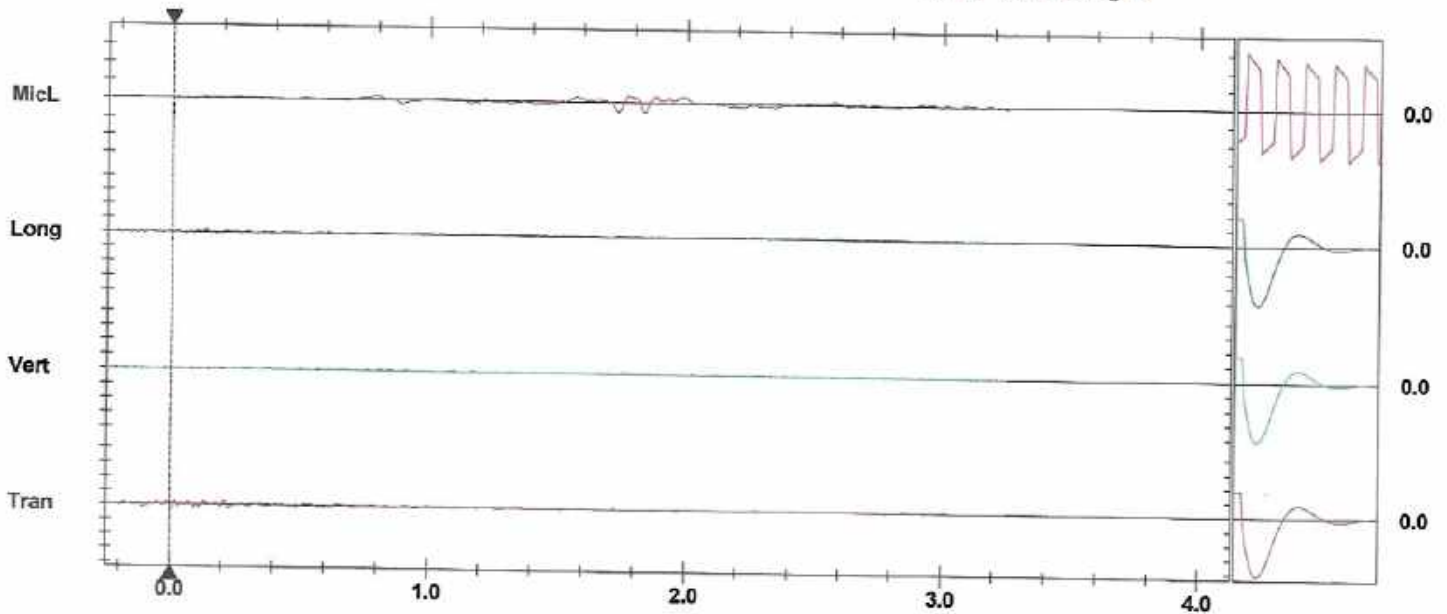
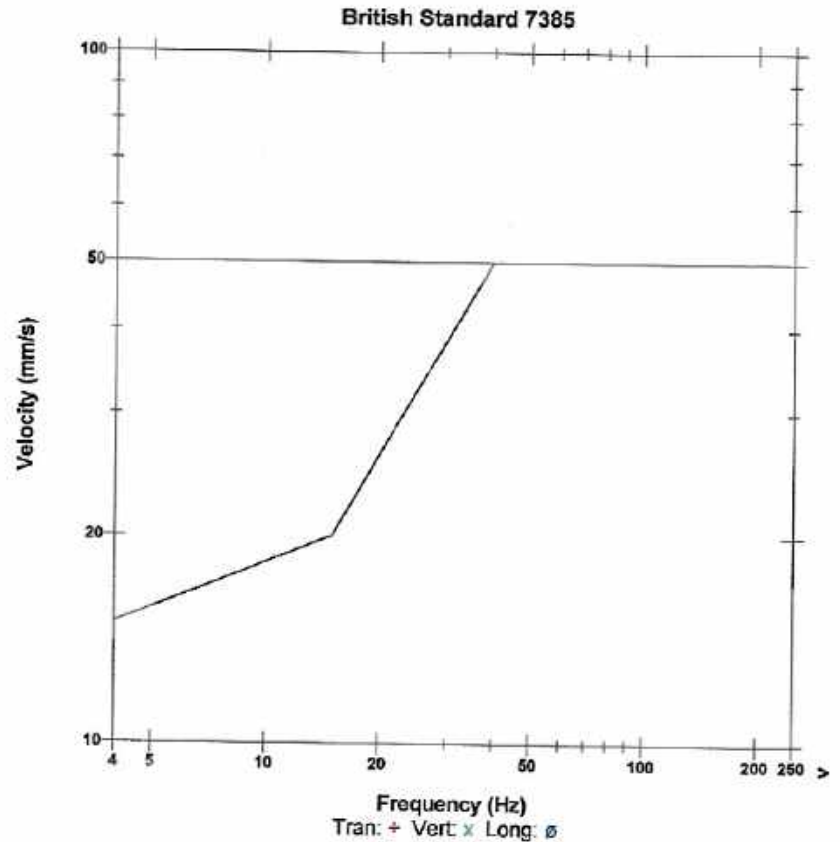
Notes


Serial Number BA9209 V 10.72-8.17 BlastMate III
 Battery Level 6.1 Volts
 Unit Calibration April 5, 2022 by E.M.
 File Name K209JSQD.FR0
 Post Event Notes
 Location: Michael Murphy Residence

Microphone Linear Weighting
 PSPL 108.4 dB(L) at 1.729 sec
 ZC Freq 10 Hz
 Channel Test Passed (Freq = 20.1 Hz Amp = 568 mv)

	Tran	Vert	Long	
PPV	0.635	0.254	0.381	mm/s
ZC Freq	37	>100	21	Hz
Time (Rel. to Trig)	0.001	-0.022	0.128	sec
Peak Acceleration	0.027	0.027	0.013	g
Peak Displacement	0.003	0.000	0.003	mm
Sensor Check	Passed	Passed	Passed	
Frequency	7.1	7.2	7.3	Hz
Overswing Ratio	4.6	4.7	4.7	

Peak Vector Sum 0.648 mm/s at 0.004 sec



Time Scale: 0.20 sec/div Amplitude Scale: Geo: 2.000 mm/s/div Mic: 10.000 pa. (L)/div
 Trigger = 

Sensor Check

Event Report

Date/Time Vert at 12:31:03 December 8, 2022
 Trigger Source Geo: 0.510 mm/s
 Range Geo: 254.0 mm/s
 Record Time 3.25 sec (Auto=3Sec) at 1024 sps

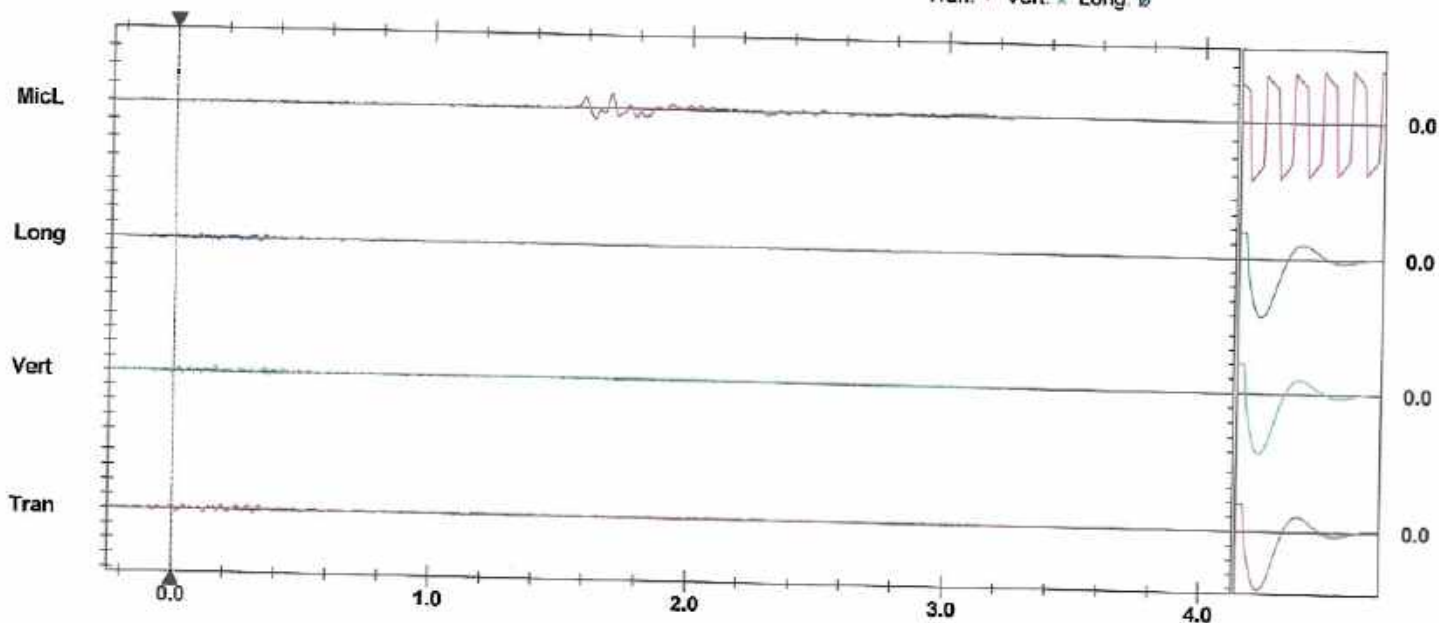
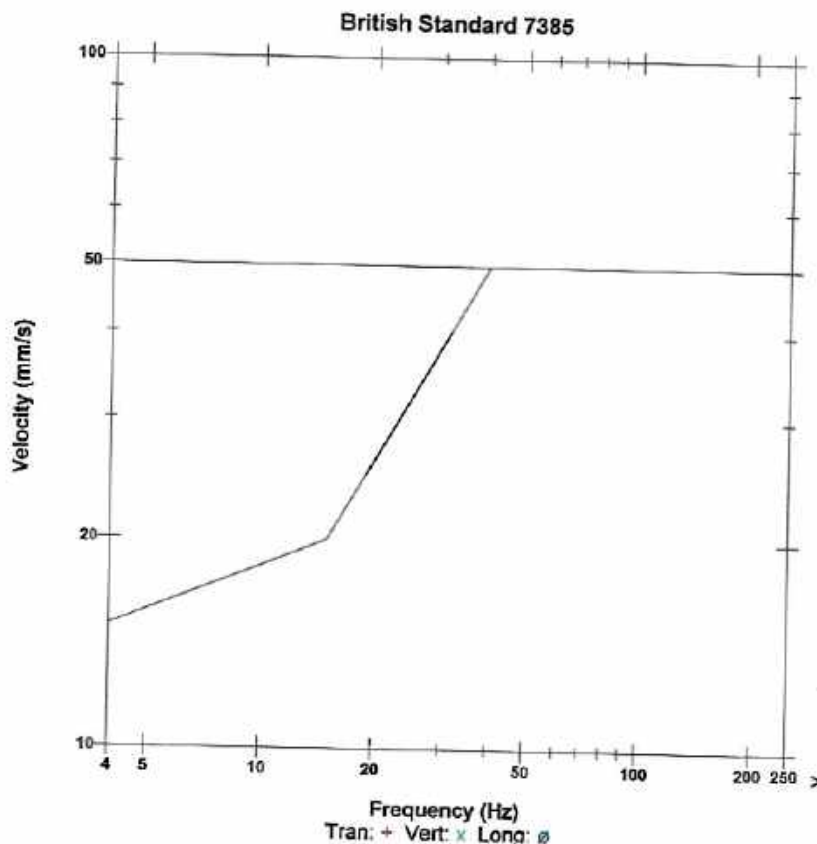
Notes


Serial Number BA9208 V 10.72-8.17 BlastMate III
 Battery Level 6.2 Volts
 Unit Calibration April 5, 2022 by E.M.
 File Name K208JSQD.FR0
 Post Event Notes
 Location: Mairead Murphy

Microphone Linear Weighting
 PSPL 112.6 dB(L) at 1.691 sec
 ZC Freq 16 Hz
 Channel Test Passed (Freq = 20.5 Hz Amp = 572 mv)

	Tran	Vert	Long	
PPV	0.508	0.635	0.508	mm/s
ZC Freq	37	43	34	Hz
Time (Rel. to Trig)	0.017	0.162	0.167	sec
Peak Acceleration	0.027	0.027	0.027	g
Peak Displacement	0.004	0.003	0.002	mm
Sensor Check	Passed	Passed	Passed	
Frequency	7.5	7.5	7.3	Hz
Overswing Ratio	3.8	4.1	4.1	

Peak Vector Sum 0.833 mm/s at 0.164 sec



Time Scale: 0.20 sec/div Amplitude Scale: Geo: 2.000 mm/s/div Mic: 10.000 pa.(L)/div
 Trigger = 

Sensor Check

Event Report

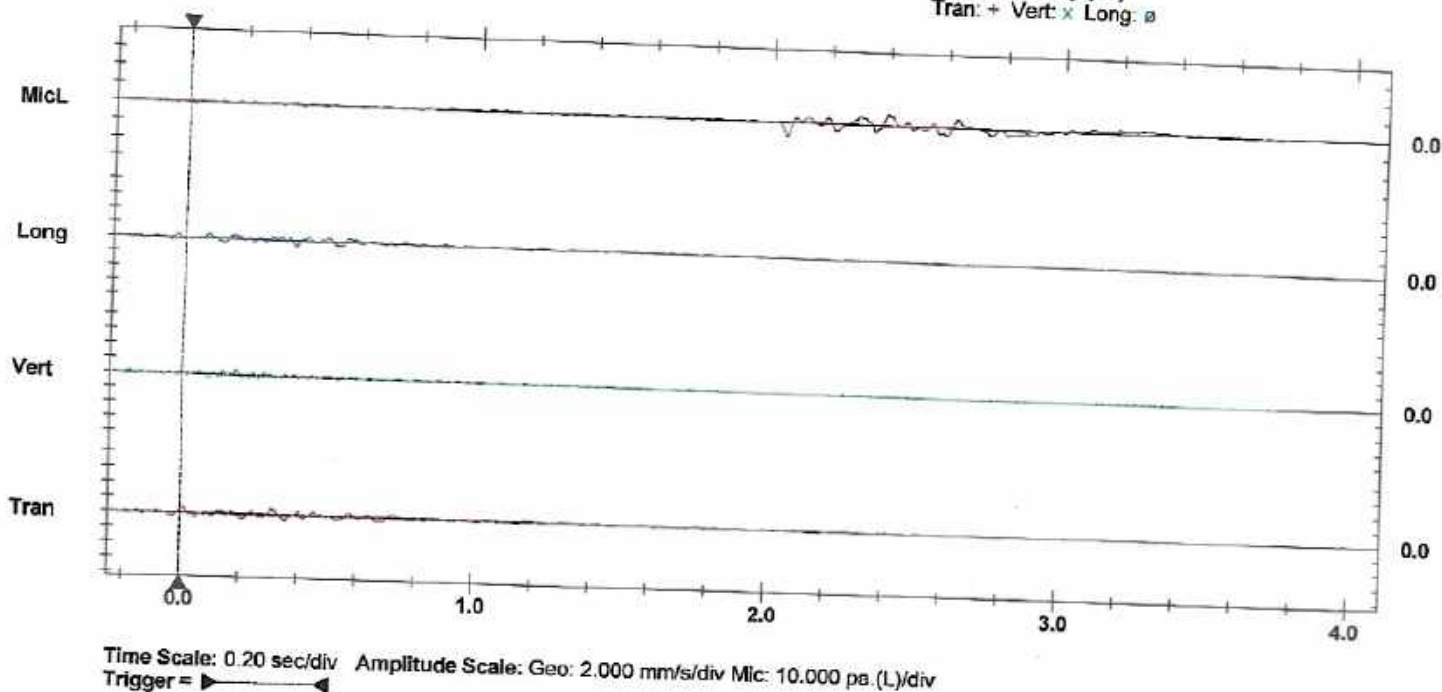
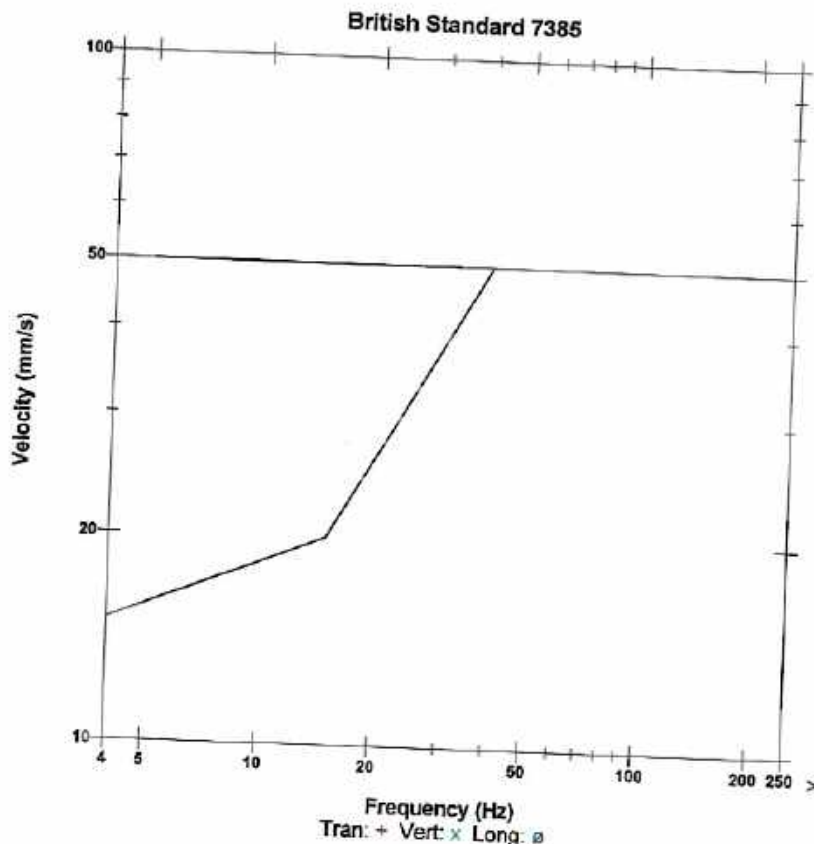
Date/Time Tran at 12:00:29 December 21, 2023
 Trigger Source Geo: 0.510 mm/s
 Range Geo: 254.0 mm/s
 Record Time 3.75 sec (Auto=3Sec) at 1024 sps

Notes

Serial Number BA9209 V 10.72-8.17 BlastMate III
 Battery Level 6.2 Volts
 Unit Calibration April 11, 2023 by E.M.
 File Name K209KC8C.0T0
 Post Event Notes
 Location: Murphys Residence
 User: Shillelagh Quarries

Microphone Linear Weighting
 PSPL 112.0 dB(L) at 2.046 sec
 ZC Freq 11 Hz
 Channel Test Passed (Freq = 19.7 Hz Amp = 612 mv)

	Tran	Vert	Long	
PPV	0.762	0.635	0.762	mm/s
ZC Freq	17	26	22	Hz
Time (Rel. to Trig)	0.012	0.184	0.374	sec
Peak Acceleration	0.027	0.027	0.027	g
Peak Displacement	0.008	0.004	0.008	mm
Sensor Check	Passed	Passed	Passed	
Peak Vector Sum	0.861 mm/s at 0.358 sec			



Event Report

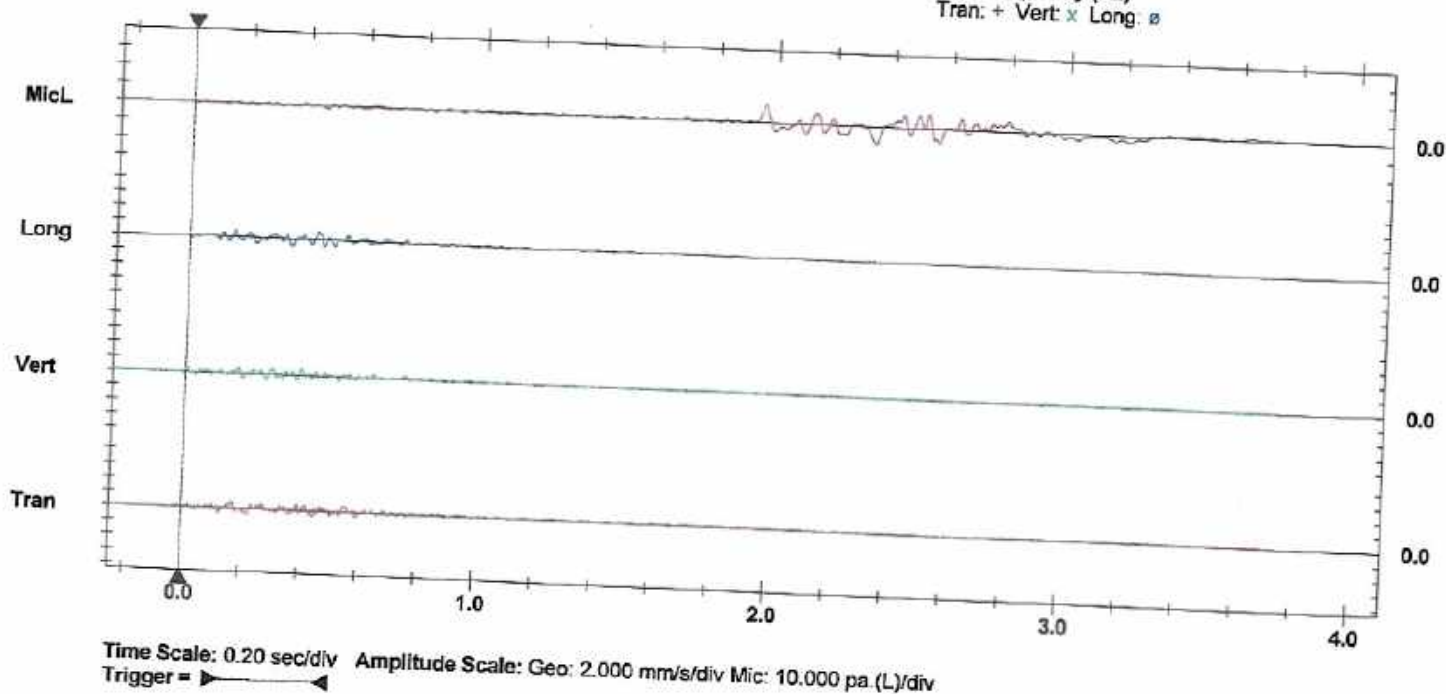
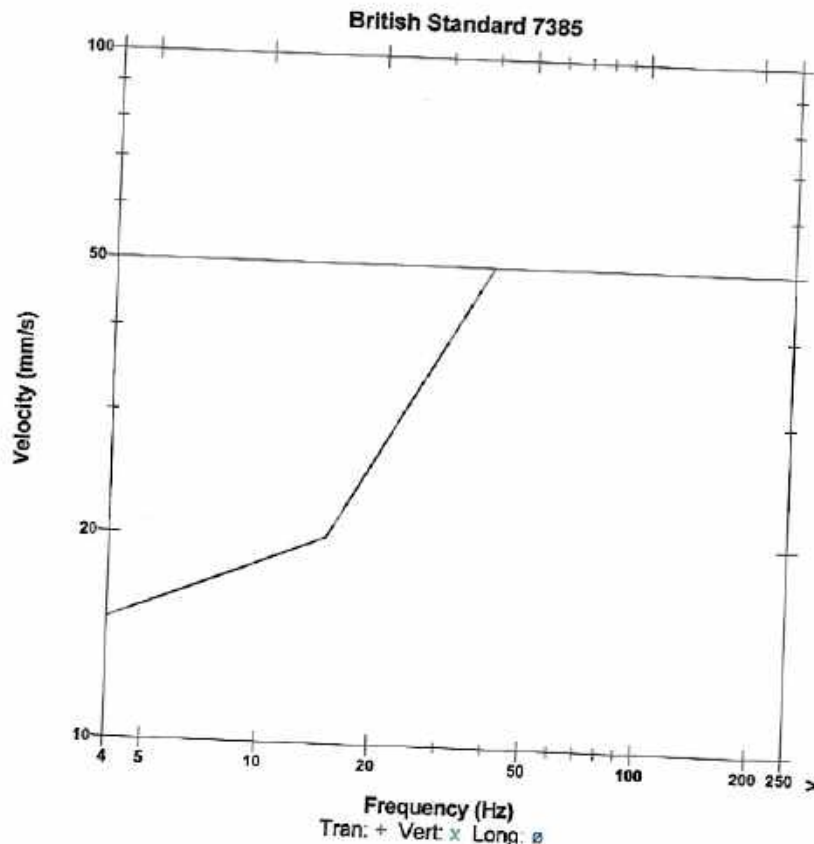
Date/Time Vert at 12:00:28 December 21, 2023
 Trigger Source Geo: 0.510 mm/s
 Range Geo: 254.0 mm/s
 Record Time 3.75 sec (Auto=3Sec) at 1024 sps

Notes

Serial Number BA9208 V 10.72-8.17 BlastMate III
 Battery Level 6.3 Volts
 Unit Calibration April 11, 2023 by E.M.
 File Name K208KC5C.0S0
 Post Event Notes
 Location: Boylans Residence
 User: Shillelagh Quarries

Microphone Linear Weighting
 PSPL 114.0 dB(L) at 1.956 sec
 ZC Freq 10 Hz
 Channel Test Passed (Freq = 20.5 Hz Amp = 605 mv)

	Tran	Vert	Long	
PPV	0.762	1.016	1.143	mm/s
ZC Freq	16	34	21	Hz
Time (Rel. to Trig)	0.166	0.396	0.438	sec
Peak Acceleration	0.040	0.040	0.040	g
Peak Displacement	0.008	0.006	0.009	mm
Sensor Check	Passed	Passed	Passed	
Peak Vector Sum	1.276 mm/s at 0.396 sec			



Event Report

Date/Time Vert at 14:01:33 February 22, 2023
 Trigger Source Geo: 0.510 mm/s
 Range Geo: 254.0 mm/s
 Record Time 3.75 sec (Auto=3Sec) at 1024 sps

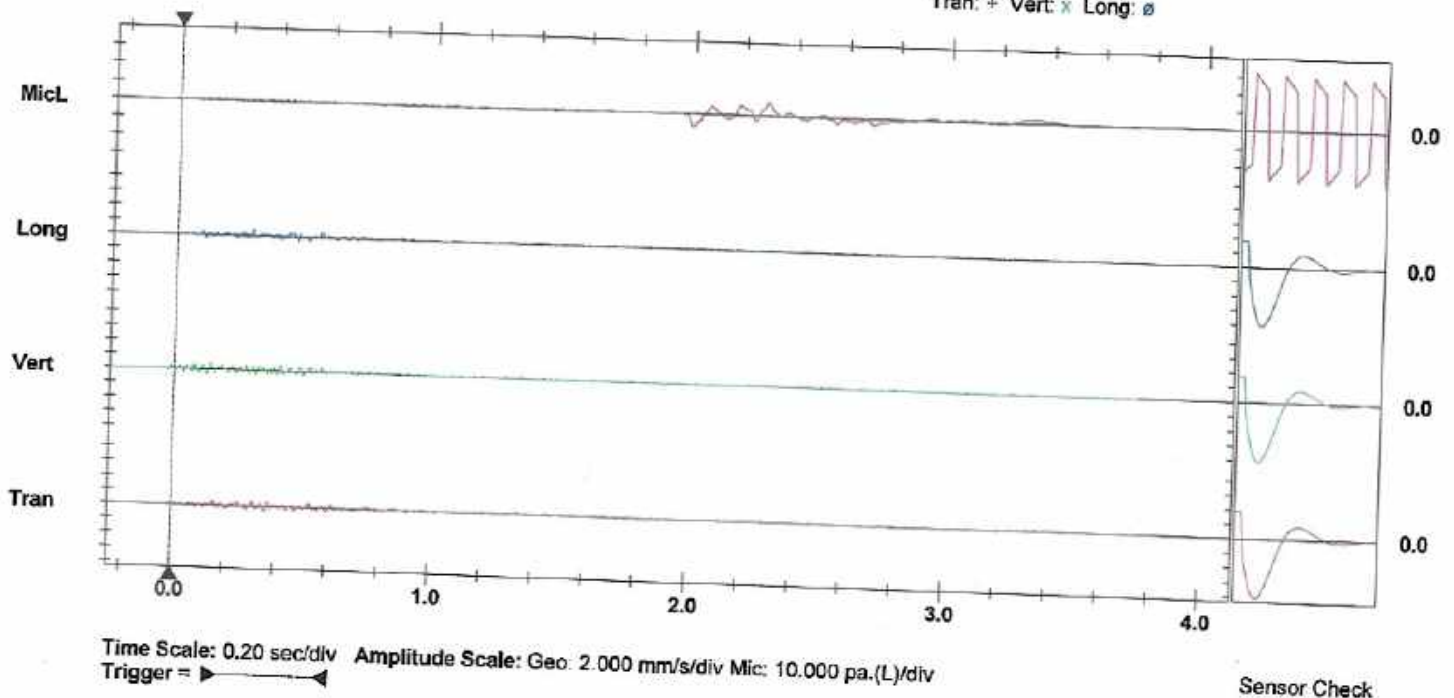
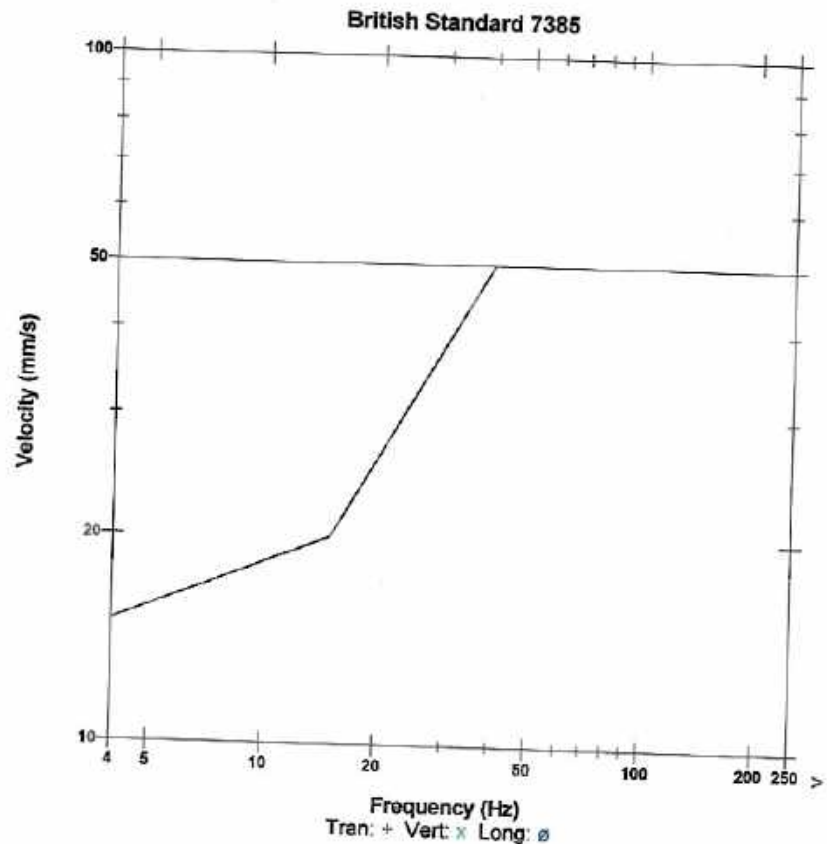
Notes

Serial Number BA9209 V 10.72-8.17 BlastMate II
 Battery Level 6.1 Volts
 Unit Calibration April 5, 2022 by E.M.
 File Name K209JWN8.AL0
 Post Event Notes
 Location: Mairead Murphy

Microphone Linear Weighting
 PSPL 111.5 dB(L) at 1.993 sec
 ZC Freq 7.6 Hz
 Channel Test Passed (Freq = 20.1 Hz Amp = 630 mv)

	Tran	Vert	Long	
PPV	0.635	0.762	0.889	mm/s
ZC Freq	43	32	47	Hz
Time (Rel. to Trig)	0.313	0.128	0.293	sec
Peak Acceleration	0.027	0.040	0.027	g
Peak Displacement	0.004	0.003	0.004	mm
Sensor Check	Passed	Passed	Passed	
Frequency	7.1	7.3	7.3	Hz
Overswing Ratio	4.6	4.7	4.7	

Peak Vector Sum 1.092 mm/s at 0.293 sec



Event Report

Date/Time Vert at 14:01:31 February 22, 2023
 Trigger Source Geo: 0.510 mm/s
 Range Geo: 254.0 mm/s
 Record Time 3.25 sec (Auto=3Sec) at 1024 sps

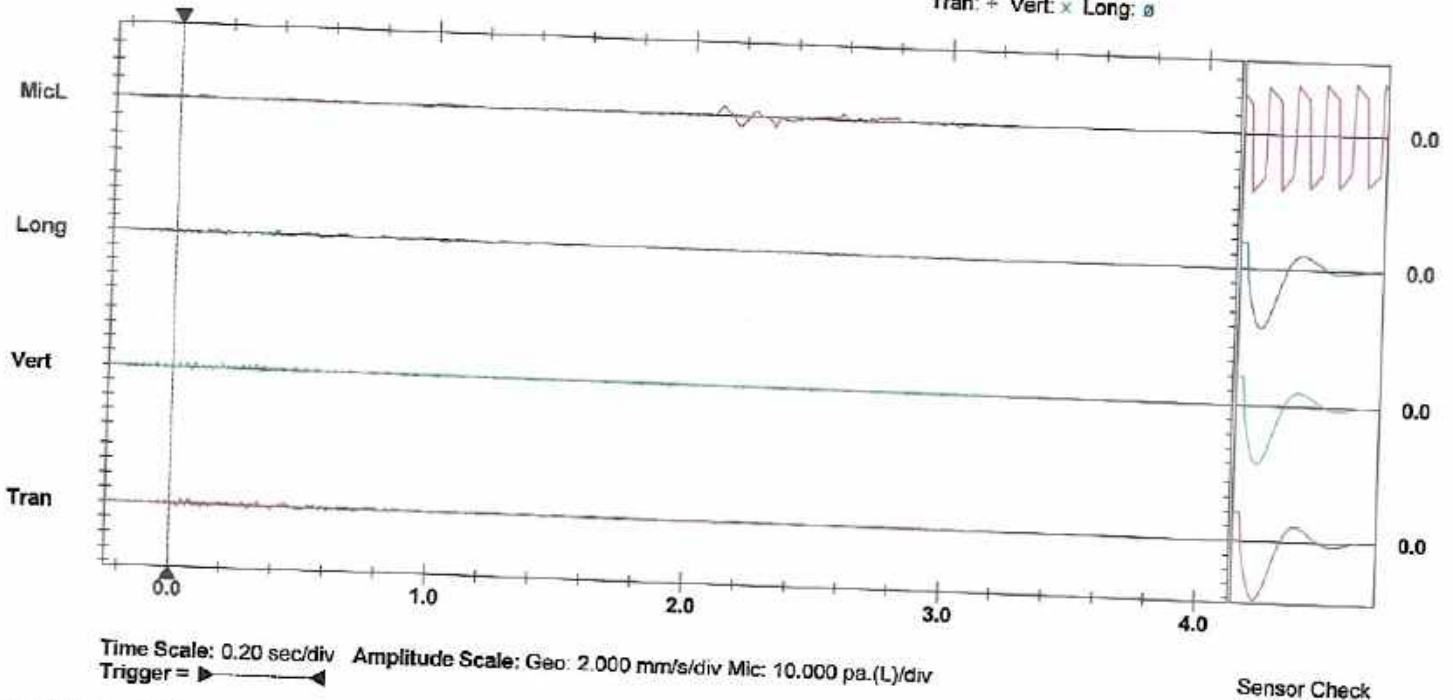
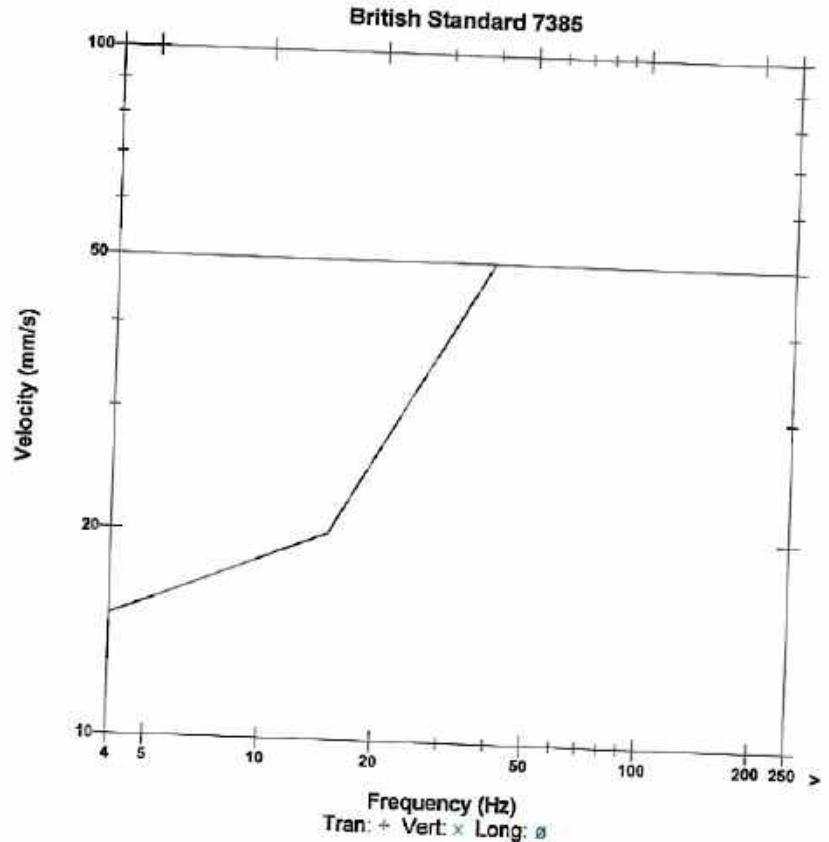
Notes

Serial Number BA9208 V 10.72-8.17 BlastMate III
 Battery Level 6.1 Volts
 Unit Calibration April 5, 2022 by E.M.
 File Name K208JWN8.AJ0
 Post Event Notes
 Location: Michael Murphy Residence

Microphone Linear Weighting
 PSPL 108.8 dB(L) at 2.176 sec
 ZC Freq 7.6 Hz
 Channel Test Passed (Freq = 20.5 Hz Amp = 625 mv)

	Tran	Vert	Long	
PPV	0.635	0.635	0.381	mm/s
ZC Freq	32	39	43	Hz
Time (Rel. to Trig)	0.341	0.324	0.187	sec
Peak Acceleration	0.027	0.027	0.027	g
Peak Displacement	0.004	0.003	0.003	mm
Sensor Check	Passed	Passed	Passed	
Frequency	7.5	7.4	7.3	Hz
Overswing Ratio	3.9	4.2	4.1	

Peak Vector Sum 0.751 mm/s at 0.341 sec



Date/Time Vert at 13:08:57 February 15, 2022
 Trigger Source Geo: 0.510 mm/s
 Range Geo: 254.0 mm/s
 Record Time 3.75 sec (Auto=3Sec) at 1024 sps

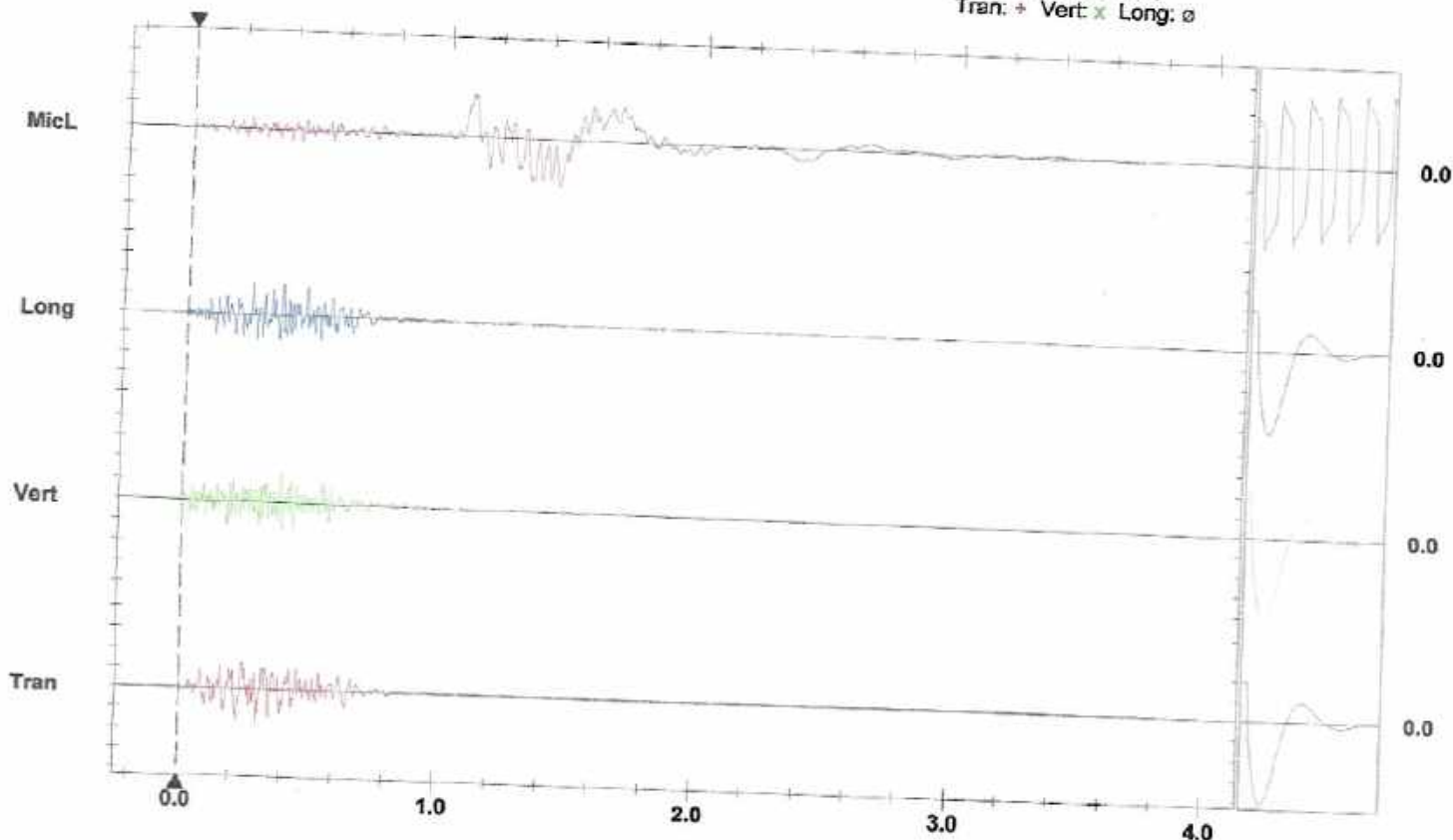
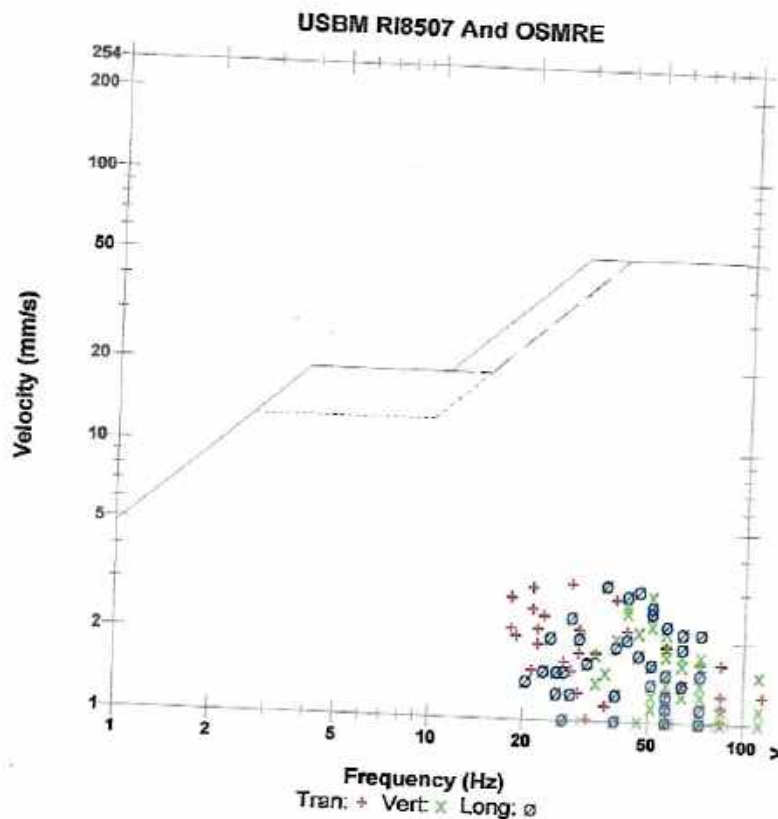
Notes
 Location:
 Client:
 User Name:
 General:

Serial Number BE11802 V 10.72-8.17 MiniMate Plus
 Battery Level 6.1 Volts
 Unit Calibration August 25, 2021 by Dywidag
 File Name M802JDI9.UX0
 Post Event Notes
 Shillelagh Qrys
 Location-Cullens

Microphone Linear Weighting
 PSPL 119.2 dB(L) at 1.434 sec
 ZC Freq 2.9 Hz
 Channel Test Passed (Freq = 20.1 Hz Amp = 643 mv)

	Tran	Vert	Long	
PPV	3.175	2.921	3.175	mm/s
ZC Freq	28	51	37	Hz
Time (Rel. to Trig)	0.307	0.387	0.253	sec
Peak Acceleration	0.093	0.159	0.106	g
Peak Displacement	0.021	0.009	0.013	mm
Sensor Check	Passed	Passed	Passed	
Frequency	7.4	7.5	7.5	Hz
Overswing Ratio	4.1	3.8	4.3	

Peak Vector Sum 3.711 mm/s at 0.305 sec



Time Scale: 0.20 sec/div Amplitude Scale: Geo: 2.000 mm/s/div Mic: 10.000 pa.(L)/div
 Trigger =

Sensor Check

Date/Time Vert at 13:07:39 February 15, 2022
 Trigger Source Geo: 0.510 mm/s
 Range Geo: 254.0 mm/s
 Record Time 3.75 sec (Auto=3Sec) at 1024 sps

Serial Number BE13017 V 10.60-8.17 MiniMate Plus
 Battery Level 5.9 Volts
 Unit Calibration September 21, 2021 by Dywidag
 File Name 0017JDI9.SR0
 Post Event Notes
 Shillelagh Qrys
 Location-Ger Phibbs

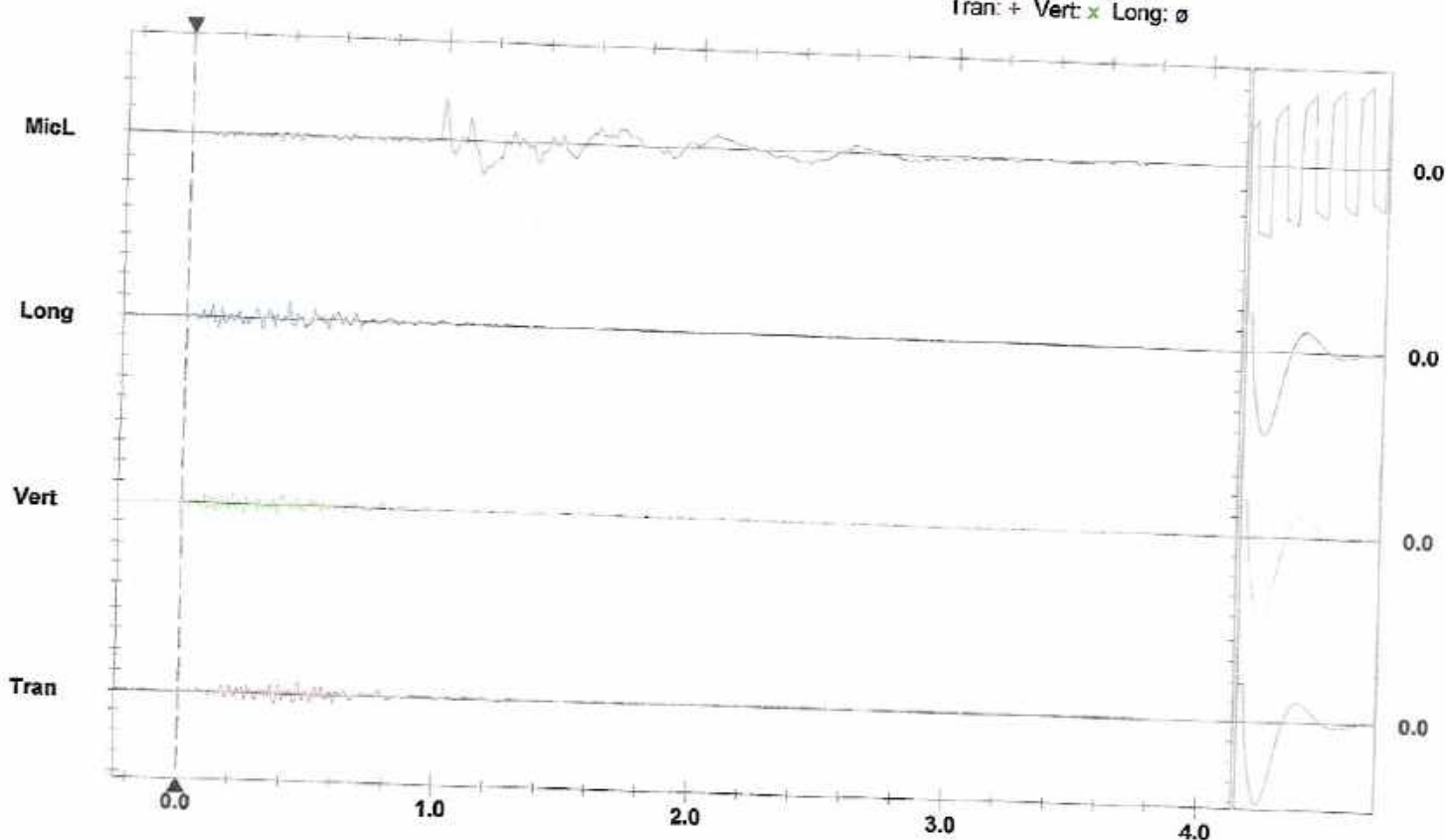
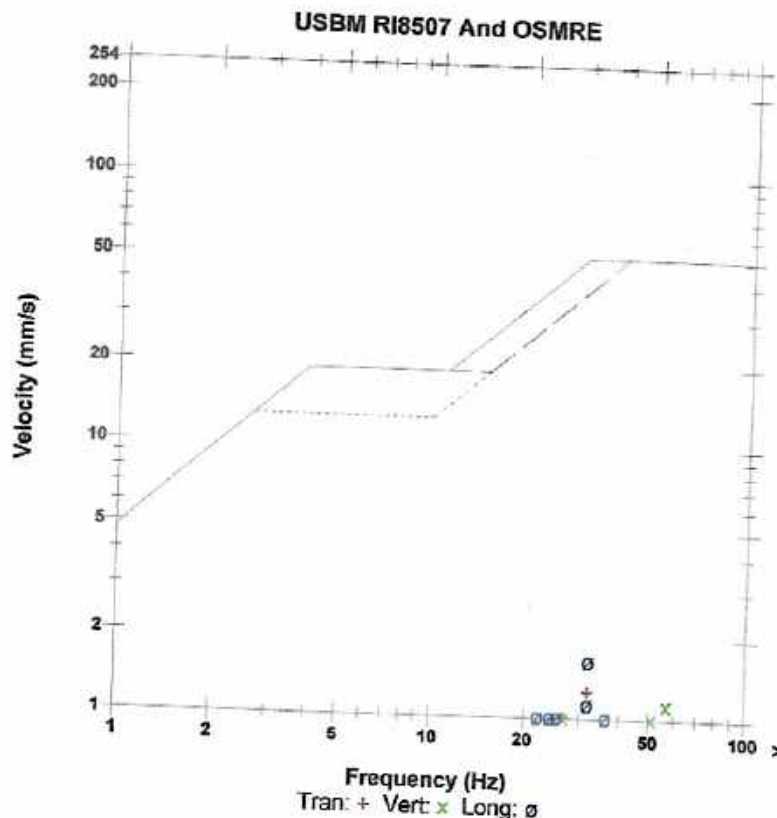
Notes

Extended Notes

Microphone Linear Weighting
 PSPL 117.9 dB(L) at 0.993 sec
 ZC Freq 12 Hz
 Channel Test Passed (Freq = 20.1 Hz Amp = 710 mv)

	Tran	Vert	Long	
PPV	1.270	1.143	1.651	mm/s
ZC Freq	32	57	32	Hz
Time (Rel. to Trig)	0.470	0.201	0.401	sec
Peak Acceleration	0.040	0.040	0.040	g
Peak Displacement	0.006	0.006	0.008	mm
Sensor Check	Passed	Passed	Passed	
Frequency	7.4	7.4	7.4	Hz
Overswing Ratio	4.1	3.9	4.1	

Peak Vector Sum 1.943 mm/s at 0.401 sec



Time Scale: 0.20 sec/div Amplitude Scale: Geo: 2.000 mm/s/div Mic: 10.000 pa.(L)/div
 Trigger =

Sensor Check

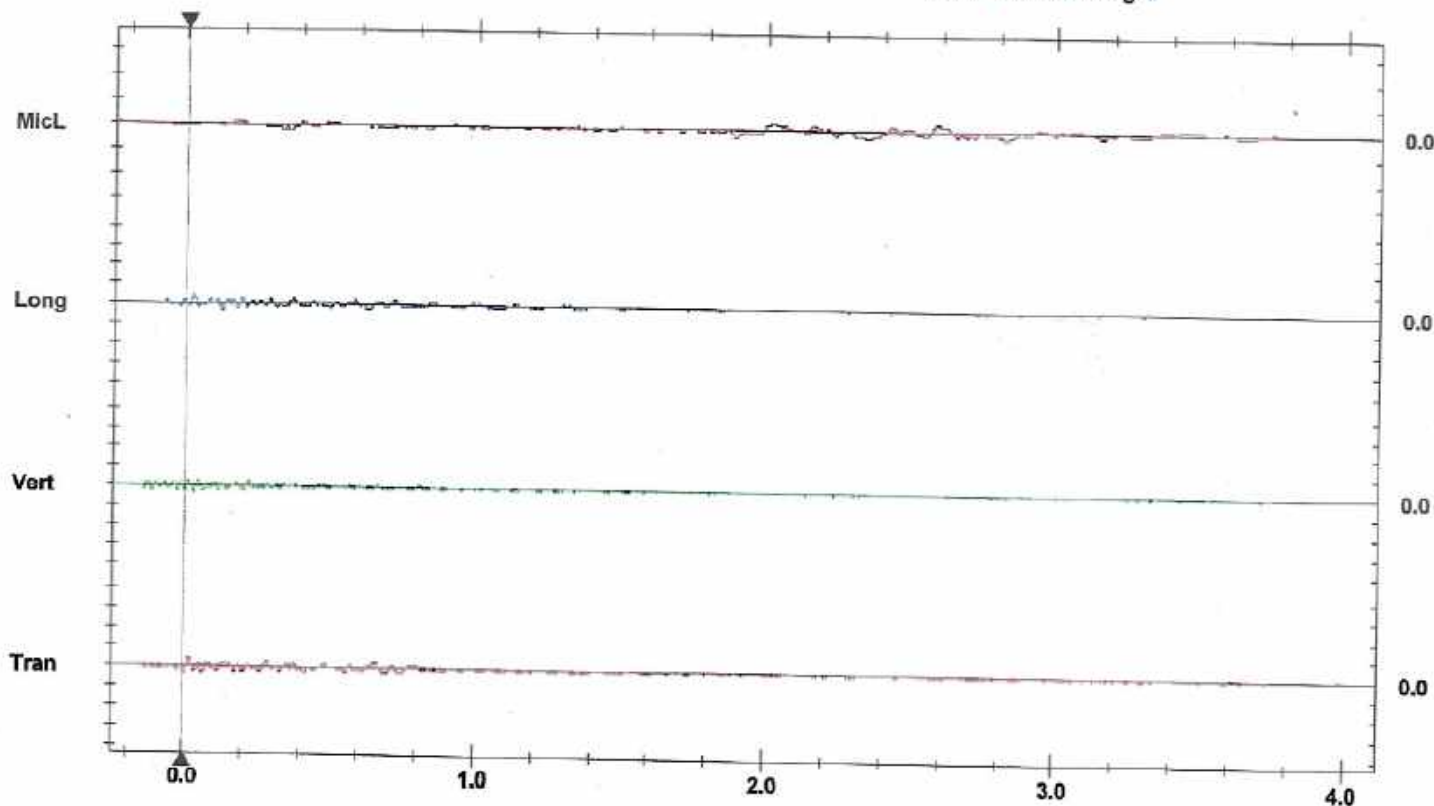
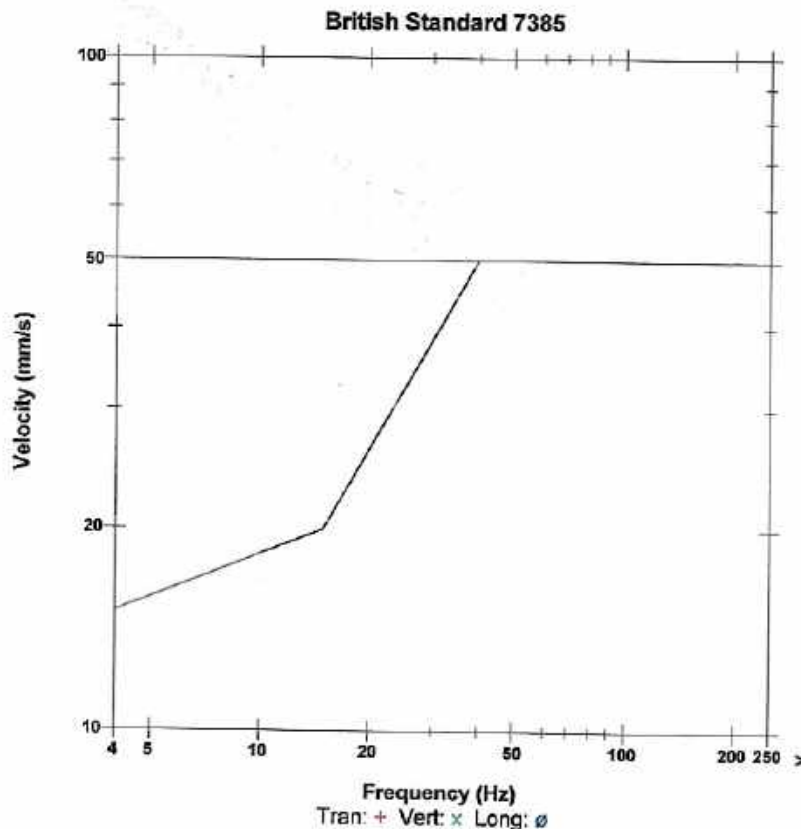
Date/Time Tran at 12:35:25 January 6, 2022
 Trigger Source Geo: 0.510 mm/s
 Range Geo: 254.0 mm/s
 Record Time 3.75 sec (Auto=3Sec) at 1024 sps

Serial Number BA9209 V 10.72-8.17 BlastMate III
 Battery Level 6.3 Volts
 Unit Calibration March 30, 2021 by E.M.
 File Name K209JBG5.N10
 Post Event Notes
 Location: Michael Murphy

Notes

Microphone Linear Weighting
 PSPL 104.9 dB(L) at 2.013 sec
 ZC Freq 5.2 Hz
 Channel Test Passed (Freq = 19.7 Hz Amp = 595 mv)

	Tran	Vert	Long	
PPV	0.889	0.635	0.762	mm/s
ZC Freq	30	47	32	Hz
Time (Rel. to Trig)	0.015	0.011	0.021	sec
Peak Acceleration	0.027	0.027	0.027	g
Peak Displacement	0.008	0.003	0.006	mm
Sensor Check	Passed	Passed	Passed	
Peak Vector Sum	1.063 mm/s at 0.021 sec			



Date/Time Vert at 12:35:17 January 6, 2022
Trigger Source Geo: 0.510 mm/s
Range Geo: 254.0 mm/s
Record Time 4.25 sec (Auto=3Sec) at 1024 sps

Serial Number BA9208 V 10.72-8.17 BlastMate III
Battery Level 6.3 Volts
Unit Calibration March 30, 2021 by E.M.
File Name K208JBG5.MT0
Post Event Notes
 Location: Mairead Murphy

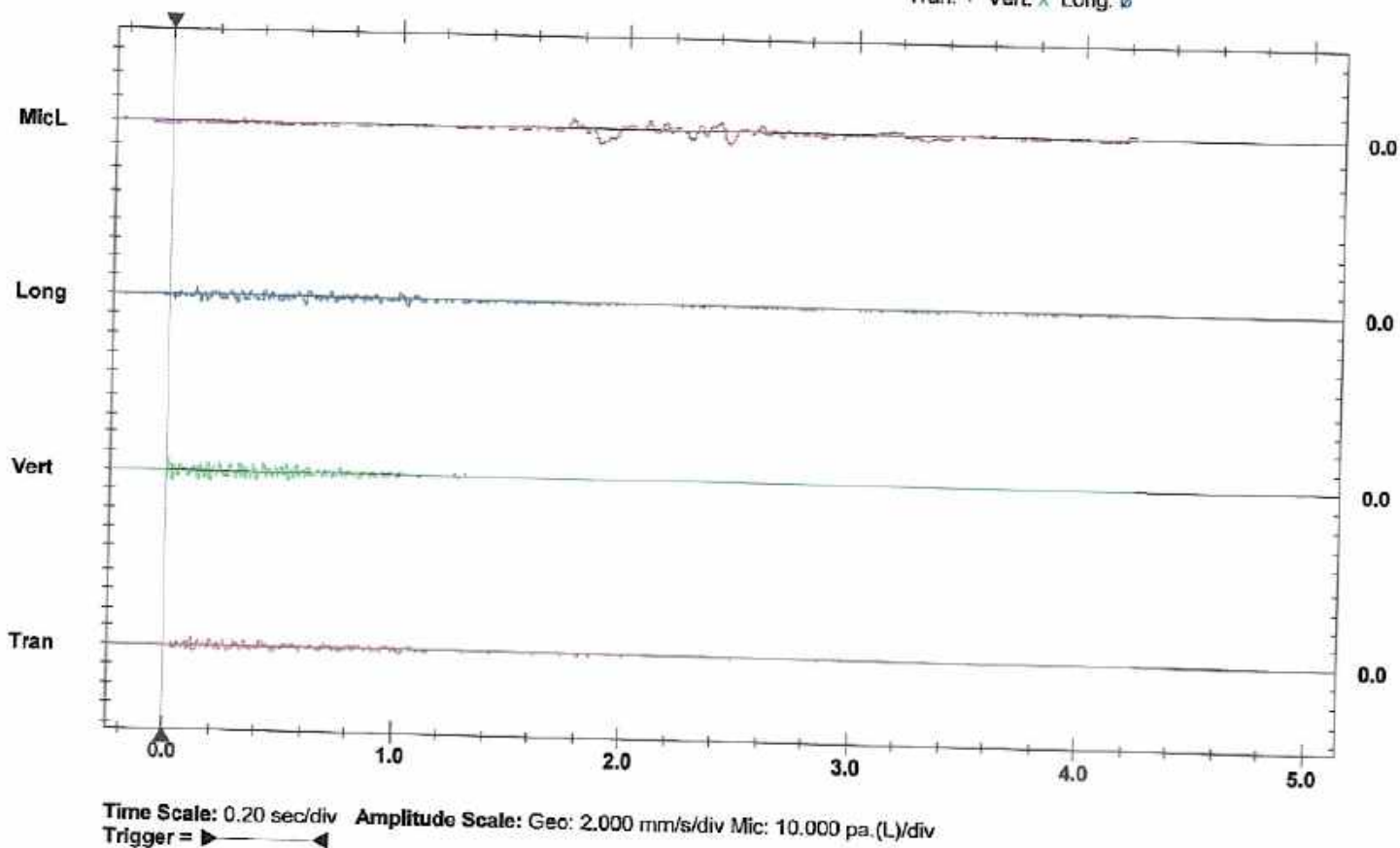
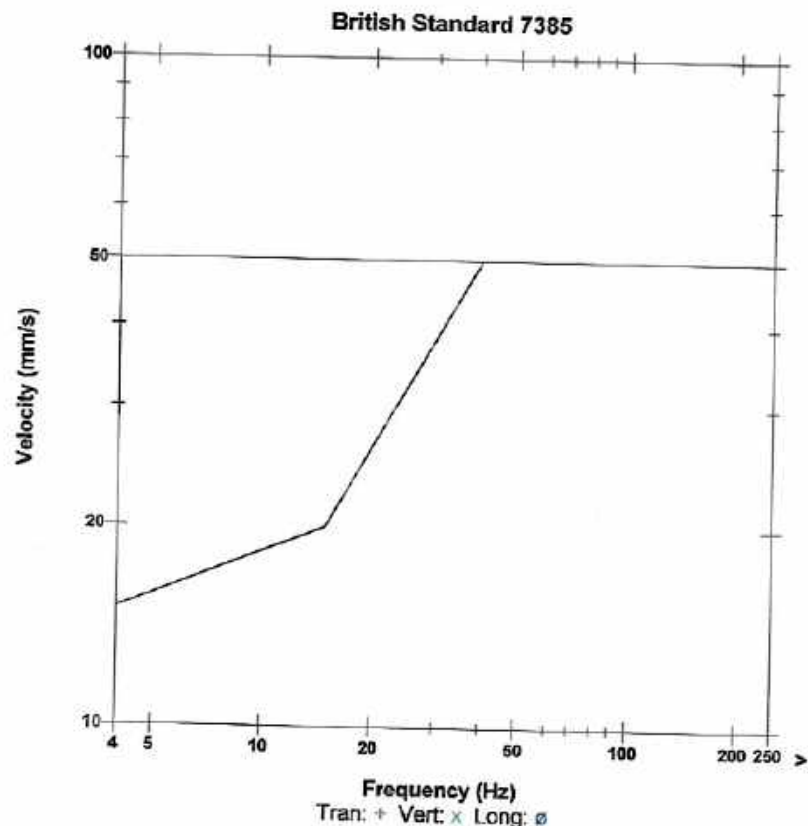
Notes

General:

Extended Notes

Microphone Linear Weighting
PSPL 109.5 dB(L) at 1.876 sec
ZC Freq 4.4 Hz
Channel Test Passed (Freq = 20.1 Hz Amp = 592 mv)

	Tran	Vert	Long	
PPV	0.762	1.270	0.889	mm/s
ZC Freq	47	39	21	Hz
Time (Rel. to Trig)	0.115	0.010	0.596	sec
Peak Acceleration	0.027	0.040	0.027	g
Peak Displacement	0.005	0.005	0.006	mm
Sensor Check	Passed	Passed	Passed	
Peak Vector Sum	1.276 mm/s at 0.010 sec			



Date/Time Tran at 12:47:21 January 6, 2022
 Trigger Source Geo: 0.510 mm/s
 Range Geo: 254.0 mm/s
 Record Time 4.25 sec (Auto=3Sec) at 1024 sps

Notes

Serial Number BE13017 V 10.60-8.17 MiniMate Plus
 Battery Level 6.1 Volts
 Unit Calibration September 21, 2021 by Dywidag
 File Name O017JBG6.6X0
 Post Event Notes
 Shillelagh Qrys
 Location-Phibbs

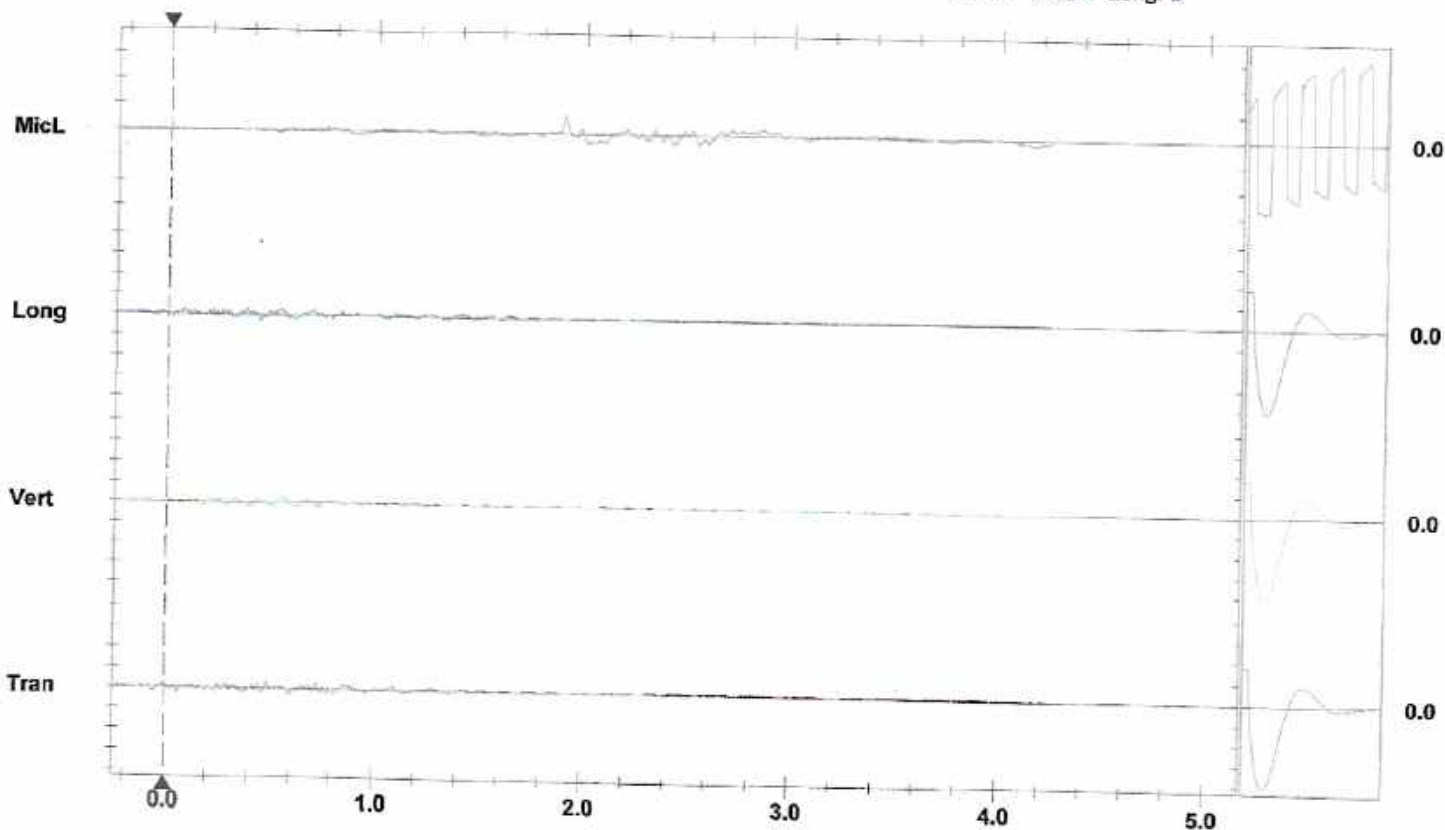
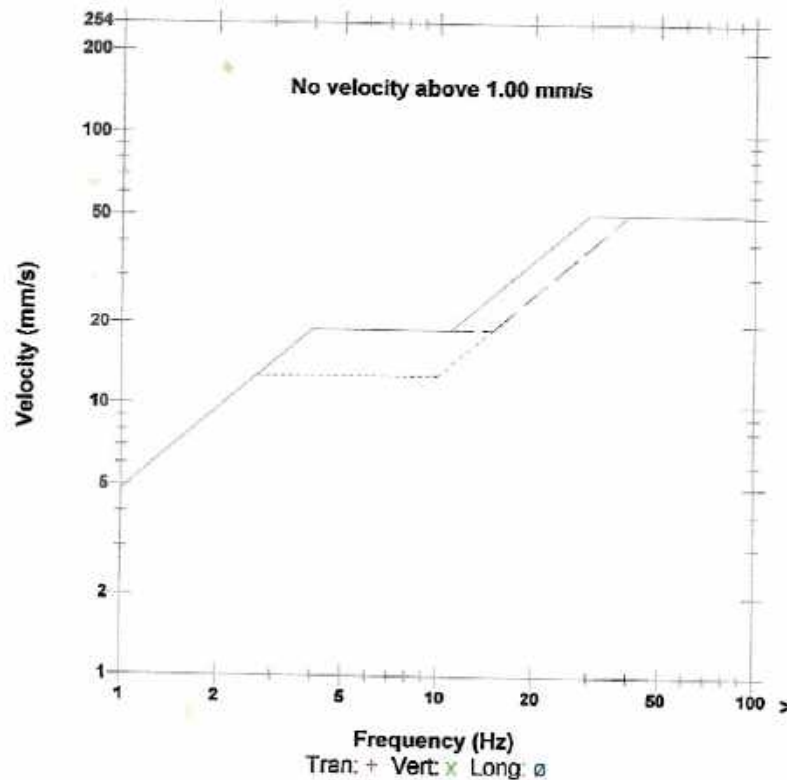
Extended Notes

Microphone Linear Weighting
 PSPL 110.9 dB(L) at 1.902 sec
 ZC Freq 7.3 Hz
 Channel Test Passed (Freq = 19.7 Hz Amp = 700 mv)

	Tran	Vert	Long	
PPV	0.635	0.635	0.635	mm/s
ZC Freq	26	14	30	Hz
Time (Rel. to Trig)	0.735	0.568	0.443	sec
Peak Acceleration	0.013	0.013	0.013	g
Peak Displacement	0.008	0.007	0.007	mm
Sensor Check	Passed	Passed	Passed	
Frequency	7.3	7.4	7.3	Hz
Overswing Ratio	4.2	3.9	4.2	

Peak Vector Sum 0.751 mm/s at 0.735 sec

USBM RI8507 And OSMRE



Time Scale: 0.20 sec/div Amplitude Scale: Geo: 2.000 mm/s/div Mic: 10.000 pa.(L)/div
 Trigger =

Sensor Check

Date/Time Vert at 12:46:43 January 6, 2022
 Trigger Source Geo: 0.510 mm/s
 Range Geo: 254.0 mm/s
 Record Time 4.75 sec (Auto=3Sec) at 1024 sps

Notes

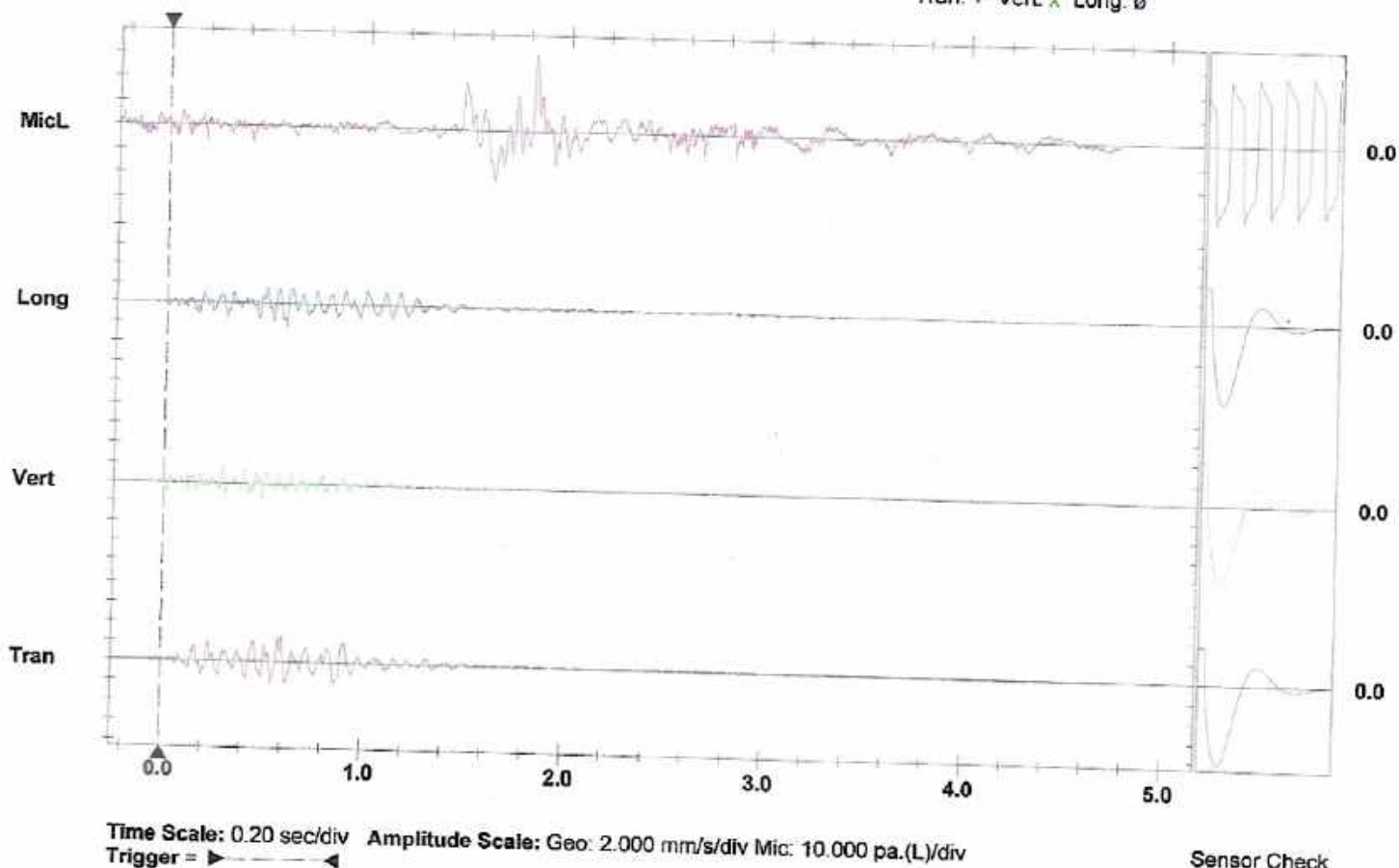
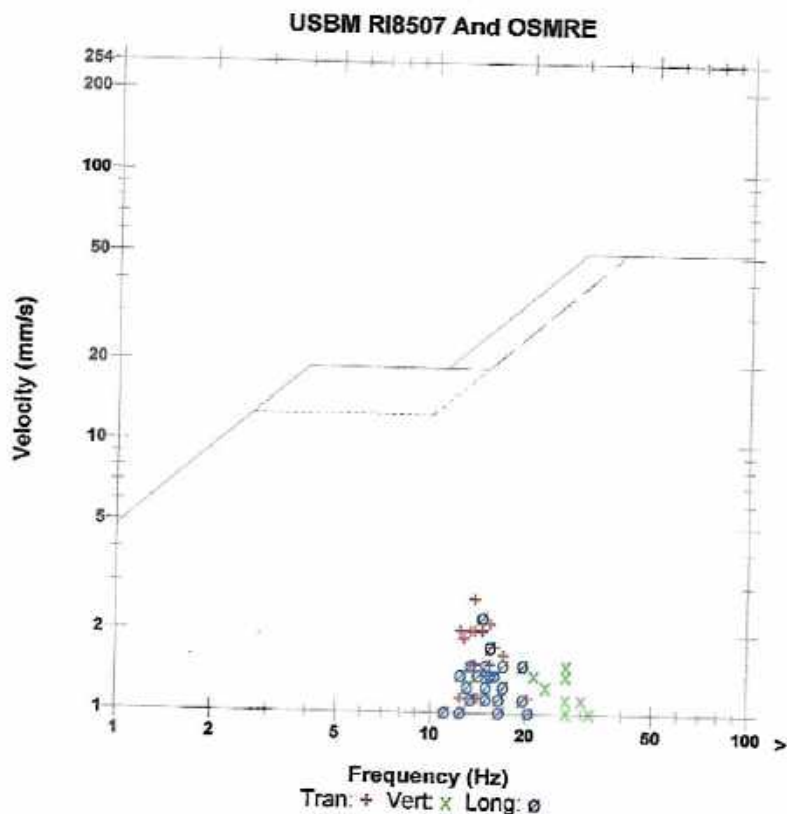
Location:
 Client:
 User Name:
 General:

Serial Number BE11802 V 10.72-8.17 MiniMate Plus
 Battery Level 6.2 Volts
 Unit Calibration August 25, 2021 by Dywidag
 File Name M802JBG6.5V0
 Post Event Notes
 Shillelagh Qrys
 Location-Cullens

Microphone Linear Weighting
 PSPL 124.2 dB(L) at 1.827 sec
 ZC Freq 7.9 Hz
 Channel Test Passed (Freq = 20.5 Hz Amp = 684 mv)

	Tran	Vert	Long	
PPV	2.667	1.524	2.286	mm/s
ZC Freq	14	27	15	Hz
Time (Rel. to Trig)	0.605	0.296	0.603	sec
Peak Acceleration	0.053	0.027	0.040	g
Peak Displacement	0.030	0.009	0.024	mm
Sensor Check	Passed	Passed	Passed	
Frequency	7.3	7.5	7.6	Hz
Overswing Ratio	4.2	3.7	4.2	

Peak Vector Sum 3.434 mm/s at 0.605 sec



Date/Time Vert at 13:36:20 January 20, 2023
 Trigger Source Geo: 0.510 mm/s
 Range Geo: 254.0 mm/s
 Record Time 5.0 sec at 1024 sps
 Job Number: 1

Serial Number BE11802 V 10.72-8.17 MiniMate Plus
 Battery Level 6.3 Volts
 Unit Calibration November 21, 2022 by InstanTel
 File Name M802JUY3.4K0

Notes

Location:
 Client:
 User Name:
 General:

Post Event Notes

Shillelagh Qrys
 Location-P Cullens

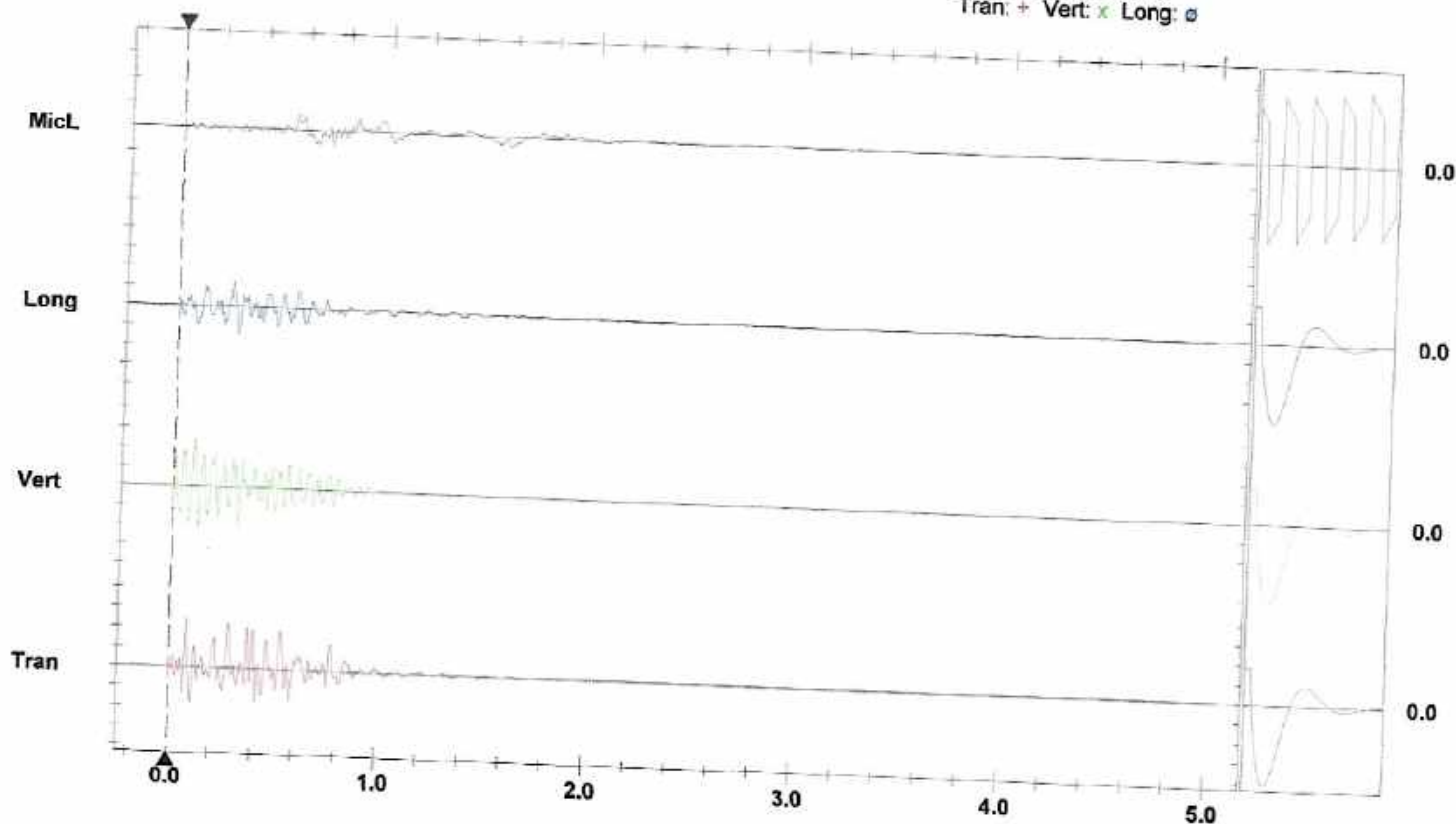
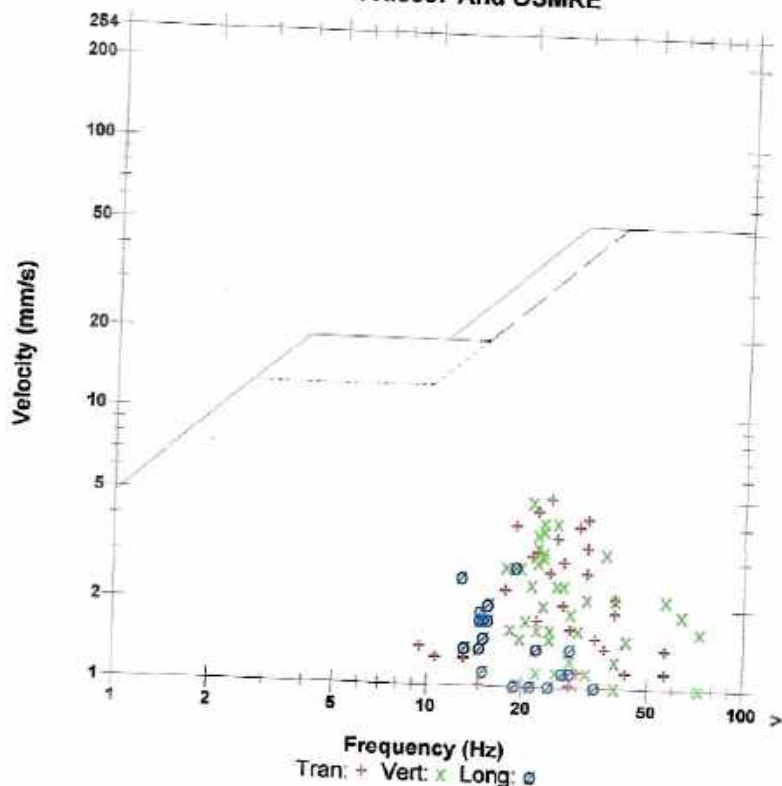
Extended Notes

Microphone Linear Weighting
 PSPL 110.2 dB(L) at 0.554 sec
 ZC Freq 8.8 Hz
 Channel Test Passed (Freq = 19.7 Hz Amp = 642 mv)

	Tran	Vert	Long	
PPV	4.953	4.826	2.794	mm/s
ZC Freq	24	21	19	Hz
Time (Rel. to Trig)	0.088	0.102	0.293	sec
Peak Acceleration	0.106	0.133	0.040	g
Peak Displacement	0.033	0.035	0.024	mm
Sensor Check	Passed	Passed	Passed	
Frequency	7.3	7.3	7.3	Hz
Overswing Ratio	4.1	3.9	4.1	

Peak Vector Sum 5.726 mm/s at 0.290 sec

USBM RI8507 And OSMRE



Sensor Check

Event Report

Date/Time Vert at 13:36:21 January 20, 2023
 Trigger Source Geo: 0.610 mm/s
 Range Geo: 254.0 mm/s
 Record Time 4.25 sec (Auto=3Sec) at 1024 sps

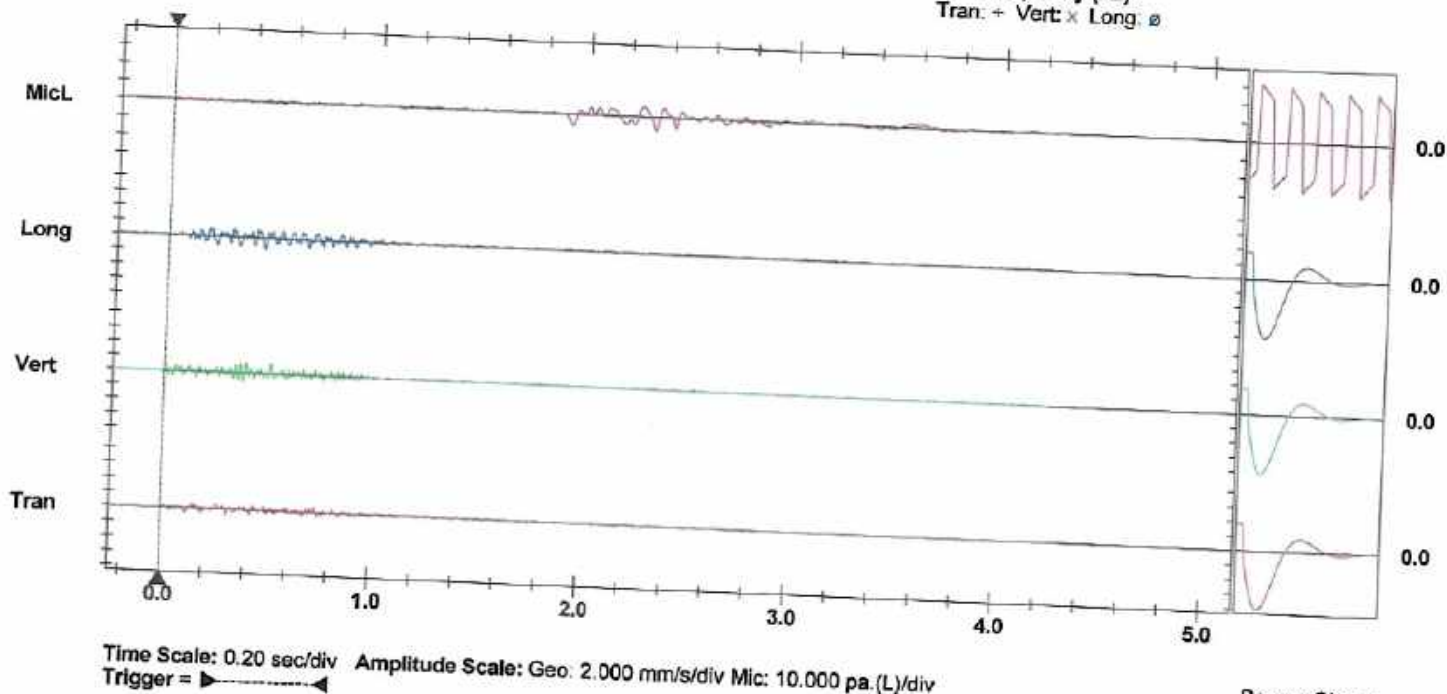
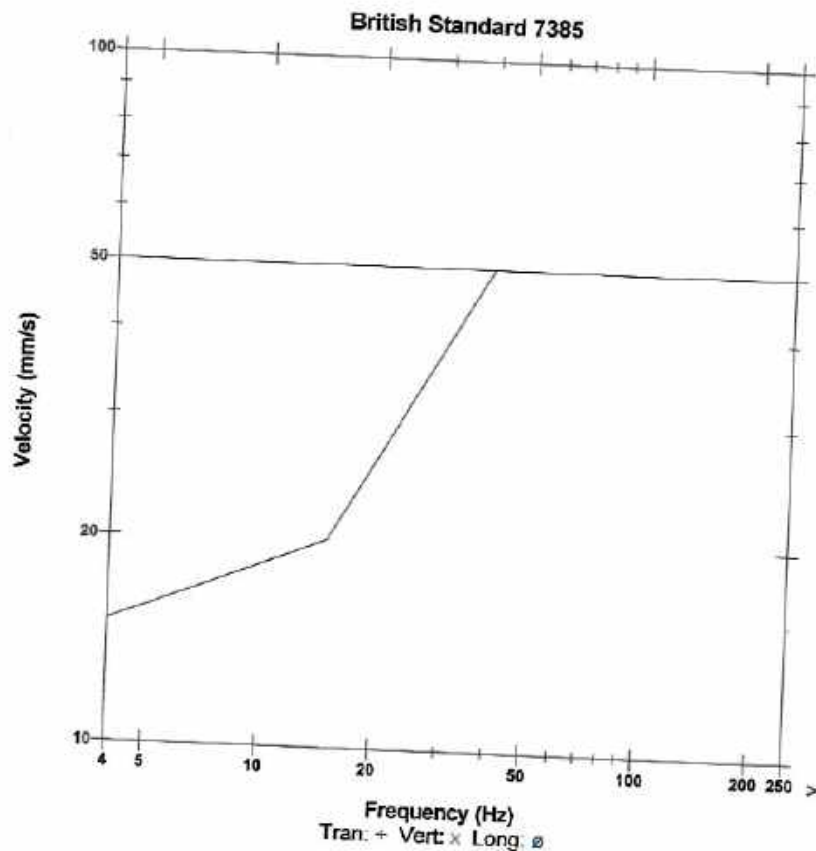
Notes

Serial Number BA9209 V 10.72-8.17 BlastMate III
 Battery Level 6.3 Volts
 Unit Calibration April 5, 2022 by E.M.
 File Name K209JUY3.4L0
 Post Event Notes
 Location: Malread Murphy

Microphone Linear Weighting
 PSPL 111.5 dB(L) at 2.318 sec
 ZC Freq 13 Hz
 Channel Test Passed (Freq = 20.1 Hz Amp = 646 mv)

	Tran	Vert	Long	
PPV	0.762	1.270	1.651	mm/s
ZC Freq	39	37	26	Hz
Time (Rel. to Trig)	0.314	0.391	0.463	sec
Peak Acceleration	0.027	0.040	0.040	g
Peak Displacement	0.004	0.006	0.011	mm
Sensor Check	Passed	Passed	Passed	
Frequency	7.1	7.3	7.3	Hz
Overswing Ratio	4.6	4.7	4.7	

Peak Vector Sum 1.727 mm/s at 0.463 sec



Event Report

Date/Time Tran at 13:36:19 January 20, 2023
 Trigger Source Geo: 0.510 mm/s
 Range Geo: 254.0 mm/s
 Record Time 3.75 sec (Auto=3Sec) at 1024 sps

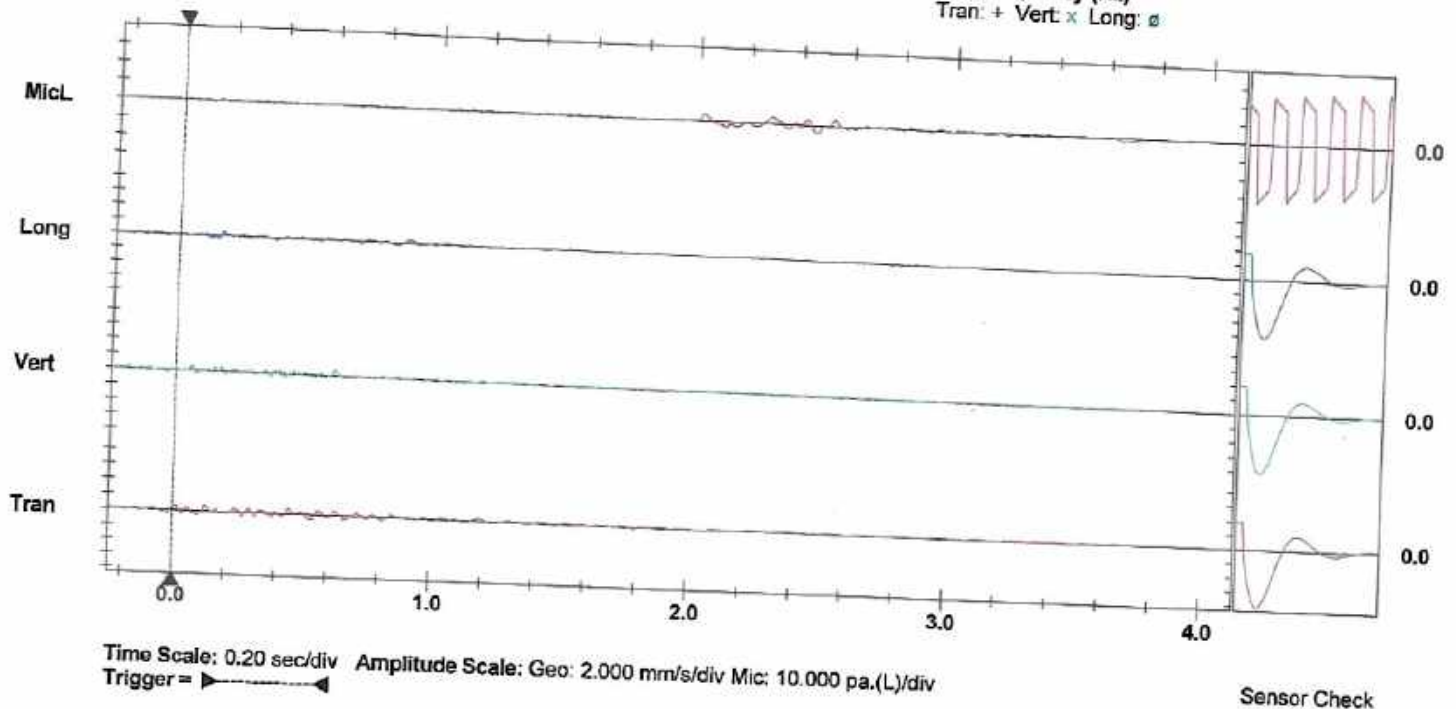
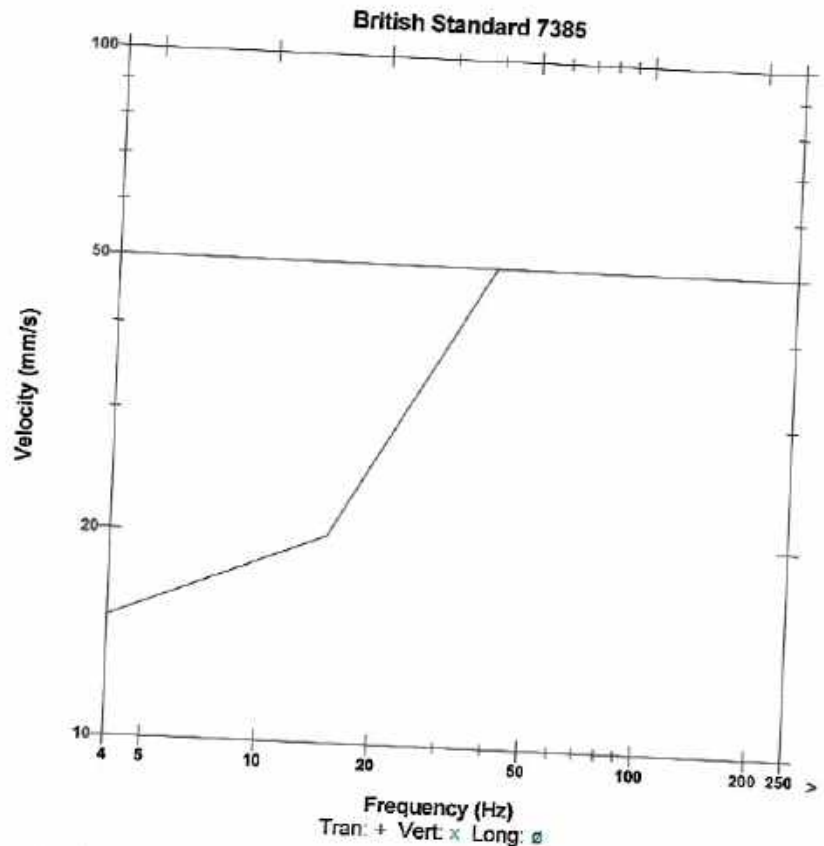
Notes

Serial Number BA9208 V 10.72-8.17 BlastMate III
 Battery Level 6.1 Volts
 Unit Calibration April 5, 2022 by E.M.
 File Name K208JUY3.4J0
 Post Event Notes
 Location: Michael Murphy Residence

Microphone Linear Weighting
 PSPL 106.5 dB(L) at 2.285 sec
 ZC Freq 6.6 Hz
 Channel Test Passed (Freq = 20.1 Hz Amp = 598 mv)

	Tran	Vert	Long	
PPV	0.762	0.762	0.508	mm/s
ZC Freq	18	24	28	Hz
Time (Rel. to Trig)	0.125	0.619	0.147	sec
Peak Acceleration	0.027	0.027	0.013	g
Peak Displacement	0.008	0.005	0.005	mm
Sensor Check	Passed	Passed	Passed	
Frequency	7.5	7.3	7.4	Hz
Overswing Ratio	3.9	4.3	4.1	

Peak Vector Sum 0.842 mm/s at 0.125 sec



Date/Time Long at 13:34:45 July 4, 2022
 Trigger Source Geo: 0.510 mm/s
 Range Geo: 254.0 mm/s
 Record Time 3.25 sec (Auto=3Sec) at 1024 sps

Serial Number BE13017 V 10 60-8.17 MiniMate Plus
 Battery Level 6.2 Volts
 Unit Calibration September 21, 2021 by Dywidag
 File Name O017JKNP.PX0
 Post Event Notes
 Shillelagh Qrys
 Ger Phibbs

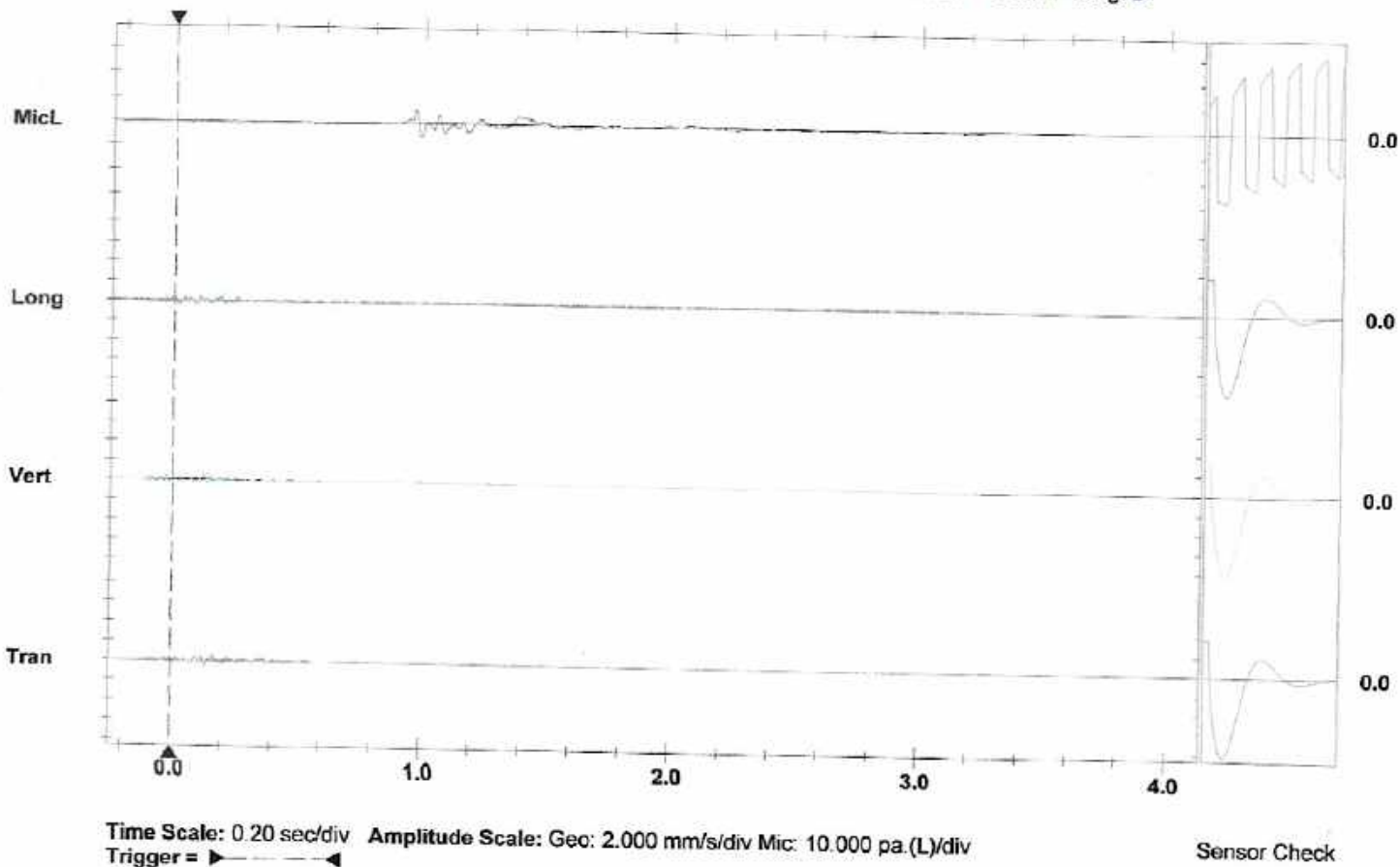
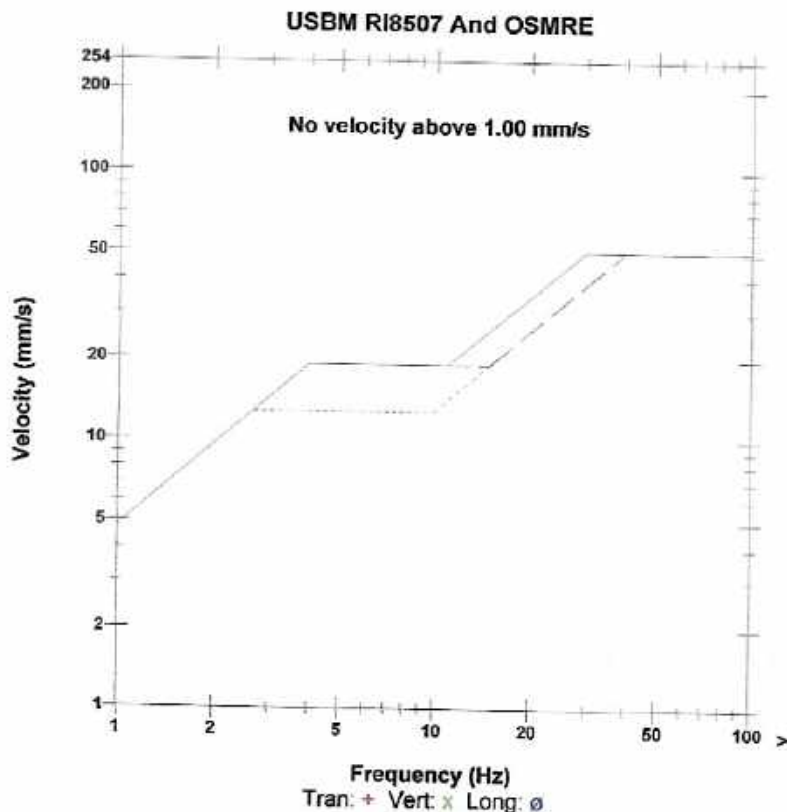
Notes

Extended Notes

Microphone Linear Weighting
 PSPL 109.5 dB(L) at 0.988 sec
 ZC Freq 17 Hz
 Channel Test Passed (Freq = 20.1 Hz Amp = 607 mv)

	Tran	Vert	Long	
PPV	0.508	0.508	0.508	mm/s
ZC Freq	51	51	43	Hz
Time (Rel. to Trig)	0.127	0.126	0.000	sec
Peak Acceleration	0.013	0.027	0.013	g
Peak Displacement	0.002	0.002	0.003	mm
Sensor Check	Passed	Passed	Passed	
Frequency	7.3	7.3	7.3	Hz
Overswing Ratio	4.0	3.8	4.0	

Peak Vector Sum 0.730 mm/s at 0.127 sec



Date/Time Vert at 13:33:22 July 4, 2022
 Trigger Source Geo: 0.510 mm/s
 Range Geo: 254.0 mm/s
 Record Time 3.25 sec (Auto=3Sec) at 1024 sps

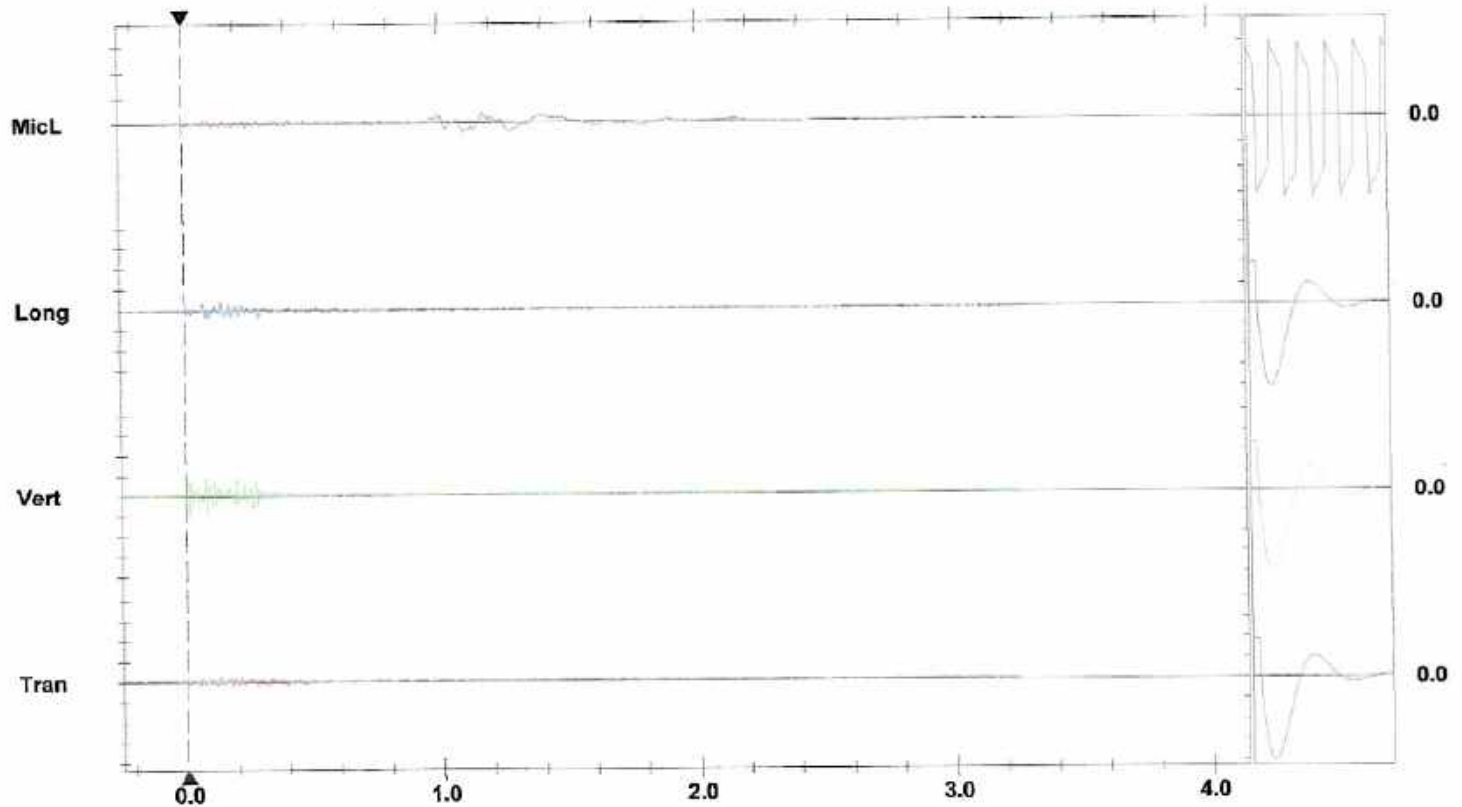
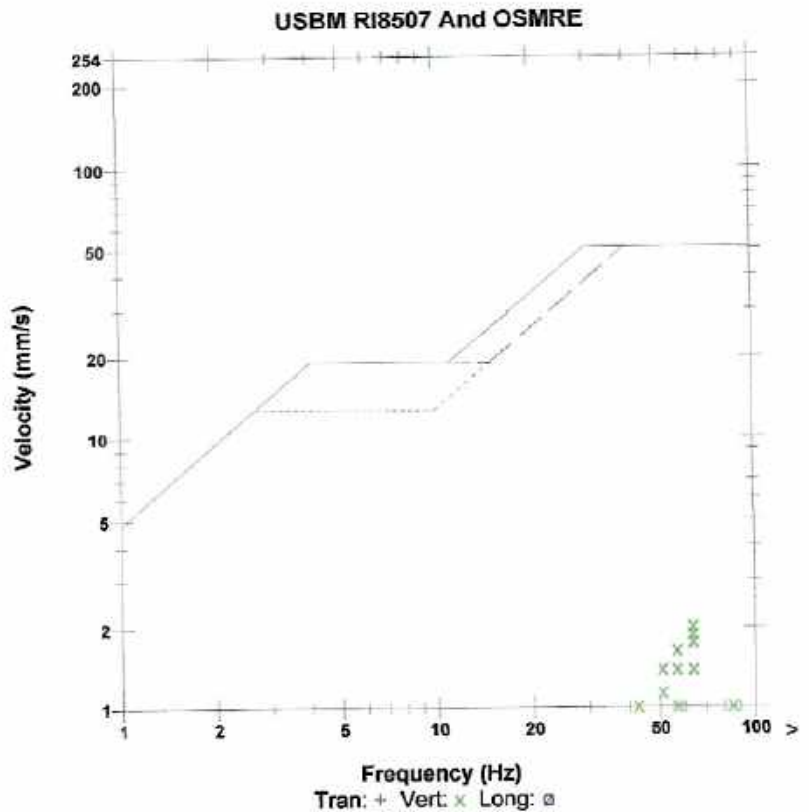
Notes
 Location:
 Client:
 User Name:
 General:

Serial Number BE11802 V 10.72-8.17 MiniMate Plus
 Battery Level 6.1 Volts
 Unit Calibration August 25, 2021 by Dywidag
 File Name M802JKNP.NMO
 Post Event Notes
 Shillelagh Qrys
 P Cullens

Microphone Linear Weighting
 PSPL 106.0 dB(L) at 1.100 sec
 ZC Freq 6.7 Hz
 Channel Test Passed (Freq = 20.1 Hz Amp = 588 mv)

	Tran	Vert	Long	
PPV	0.508	2.032	0.762	mm/s
ZC Freq	47	64	51	Hz
Time (Rel. to Trig)	0.130	0.008	0.085	sec
Peak Acceleration	0.013	0.080	0.040	g
Peak Displacement	0.002	0.005	0.004	mm
Sensor Check	Passed	Passed	Passed	
Frequency	7.2	7.6	7.4	Hz
Overswing Ratio	4.0	3.6	4.2	

Peak Vector Sum 2.052 mm/s at 0.016 sec



Sensor Check

Date/Time Vert at 13:33:50 July 4, 2022
 Trigger Source Geo: 0.510 mm/s
 Range Geo: 254.0 mm/s
 Record Time 3.25 sec (Auto=3Sec) at 1024 sps

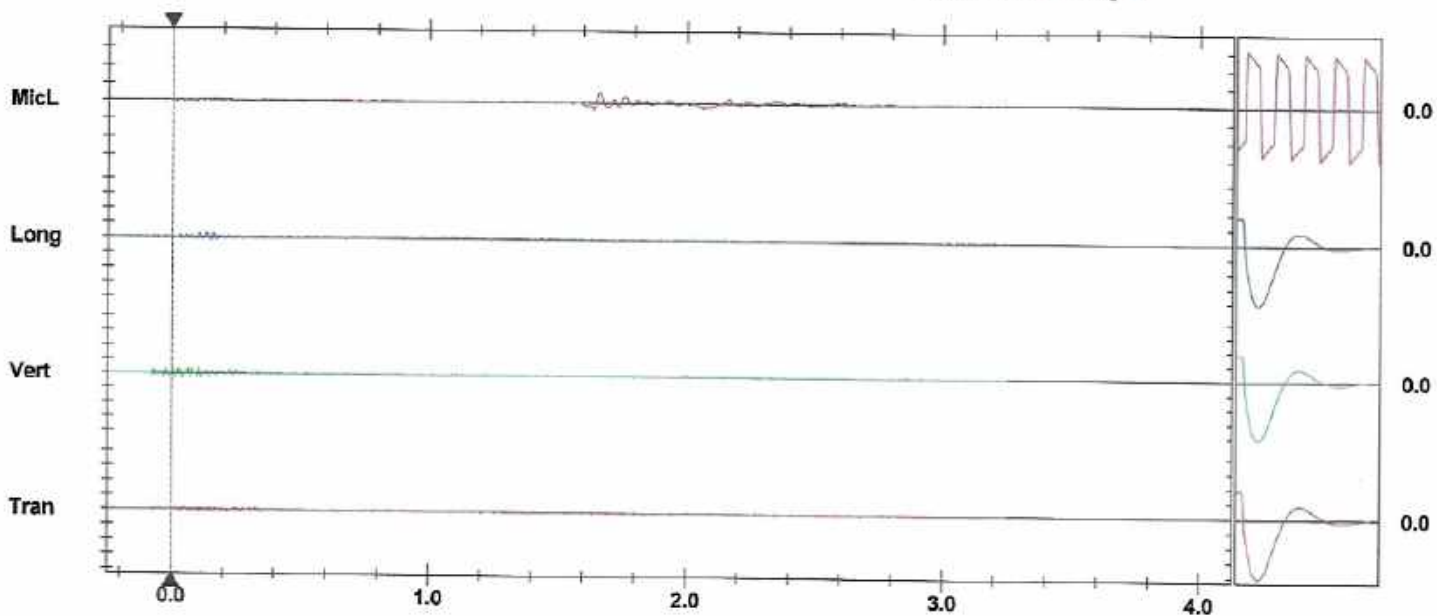
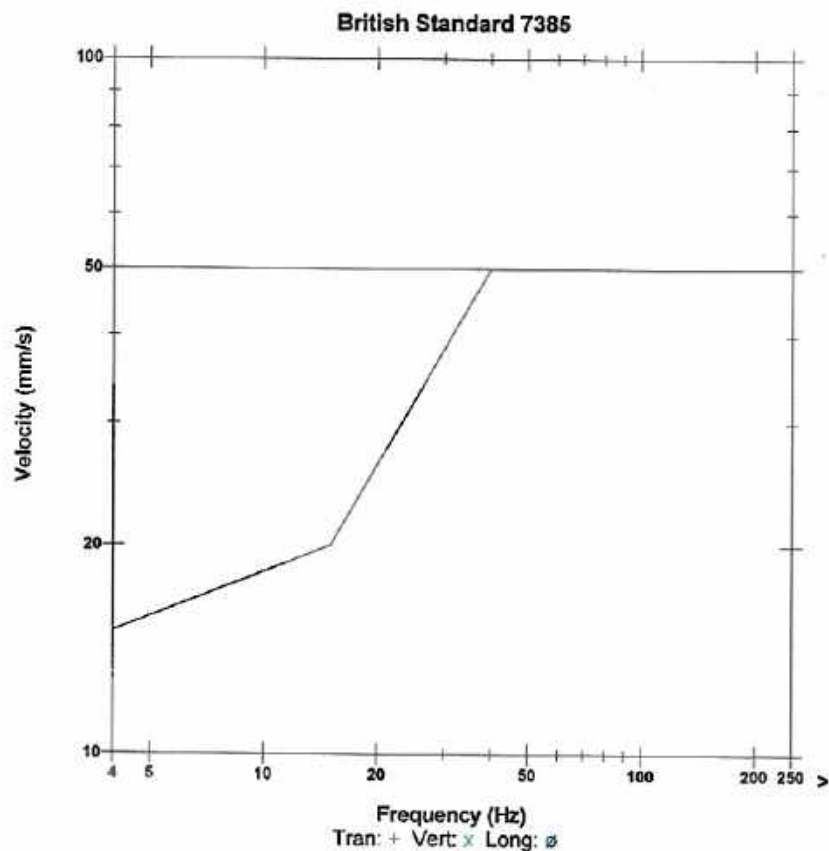
Serial Number BA9209 V 10.72-8.17 BlastMate III
 Battery Level 6.3 Volts
 Unit Calibration April 5, 2022 by E.M.
 File Name K209JKNP.OE0
 Post Event Notes
 Location: Mairead Murphy

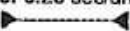
Notes

Microphone Linear Weighting
 PSPL 109.5 dB(L) at 1.661 sec
 ZC Freq 17 Hz
 Channel Test Passed (Freq = 20.1 Hz Amp = 579 mv)

	Tran	Vert	Long	
PPV	0.254	0.635	0.508	mm/s
ZC Freq	>100	57	47	Hz
Time (Rel. to Trig)	0.032	0.001	0.135	sec
Peak Acceleration	0.027	0.040	0.027	g
Peak Displacement	0.000	0.002	0.002	mm
Sensor Check	Passed	Passed	Passed	
Frequency	7.2	7.3	7.3	Hz
Overswing Ratio	4.5	4.7	4.7	

Peak Vector Sum 0.783 mm/s at 0.105 sec



Time Scale: 0.20 sec/div Amplitude Scale: Geo: 2.000 mm/s/div Mic: 10.000 pa.(L)/div
 Trigger = 

Sensor Check

Event Report

Date/Time Tran at 13:35:00 July 4, 2022
 Trigger Source Geo: 0.510 mm/s
 Range Geo: 254.0 mm/s
 Record Time 3.75 sec (Auto=3Sec) at 1024 sps

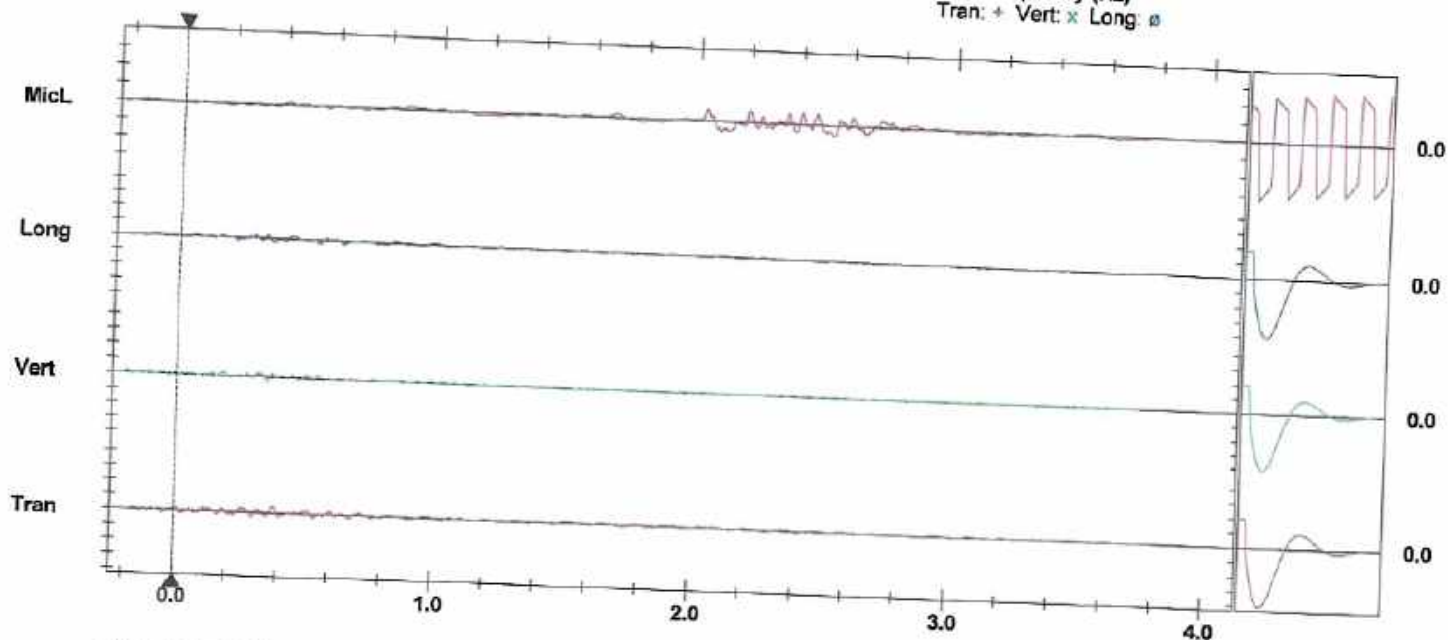
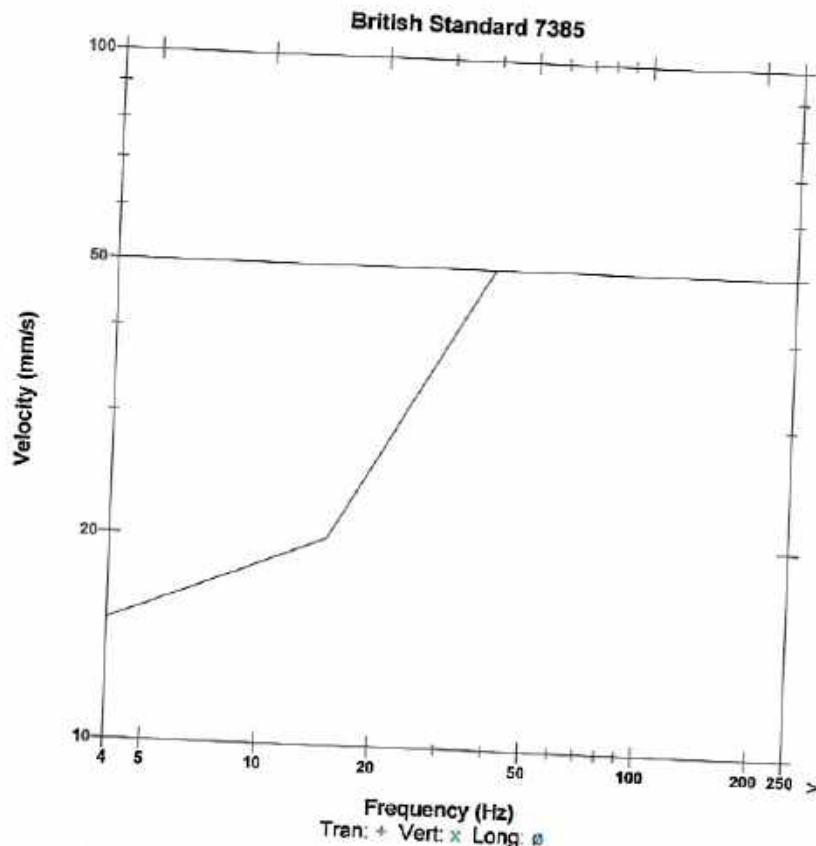
Notes

Serial Number BA9208 V 10.72-8.17 BlastMate III
 Battery Level 6.2 Volts
 Unit Calibration April 5, 2022 by E.M.
 File Name K208JKNP.QC0
 Post Event Notes
 Location: Michael Murphy Residence

Microphone Linear Weighting
 PSPL 110.9 dB(L) at 2.191 sec
 ZC Freq 17 Hz
 Channel Test Passed (Freq = 20.1 Hz Amp = 570 mv)

	Tran	Vert	Long	
PPV	0.762	0.508	0.508	mm/s
ZC Freq	19	28	21	Hz
Time (Rel. to Trig)	0.382	0.347	0.357	sec
Peak Acceleration	0.027	0.027	0.027	g
Peak Displacement	0.007	0.004	0.005	mm
Sensor Check	Passed	Passed	Passed	
Frequency	7.4	7.3	7.2	Hz
Overswing Ratio	3.9	4.1	4.0	

Peak Vector Sum 0.813 mm/s at 0.357 sec



Sensor Check

Date/Time Long at 12:29:08 July 24, 2023
 Trigger Source Geo: 0.510 mm/s
 Range Geo: 254.0 mm/s
 Record Time 3.75 sec (Auto=3Sec) at 1024 sps
 Job Number: 2

Serial Number BE13017 V 10.60-8.17 MiniMate Plus
 Battery Level 6.3 Volts
 Unit Calibration November 21, 2022 by InstanTel
 File Name 0017K4GL.CK0

Notes

Location:
 Client:
 User Name:
 General:

Post Event Notes

Shillelagh Qrys
 Location-Ger Phibbs

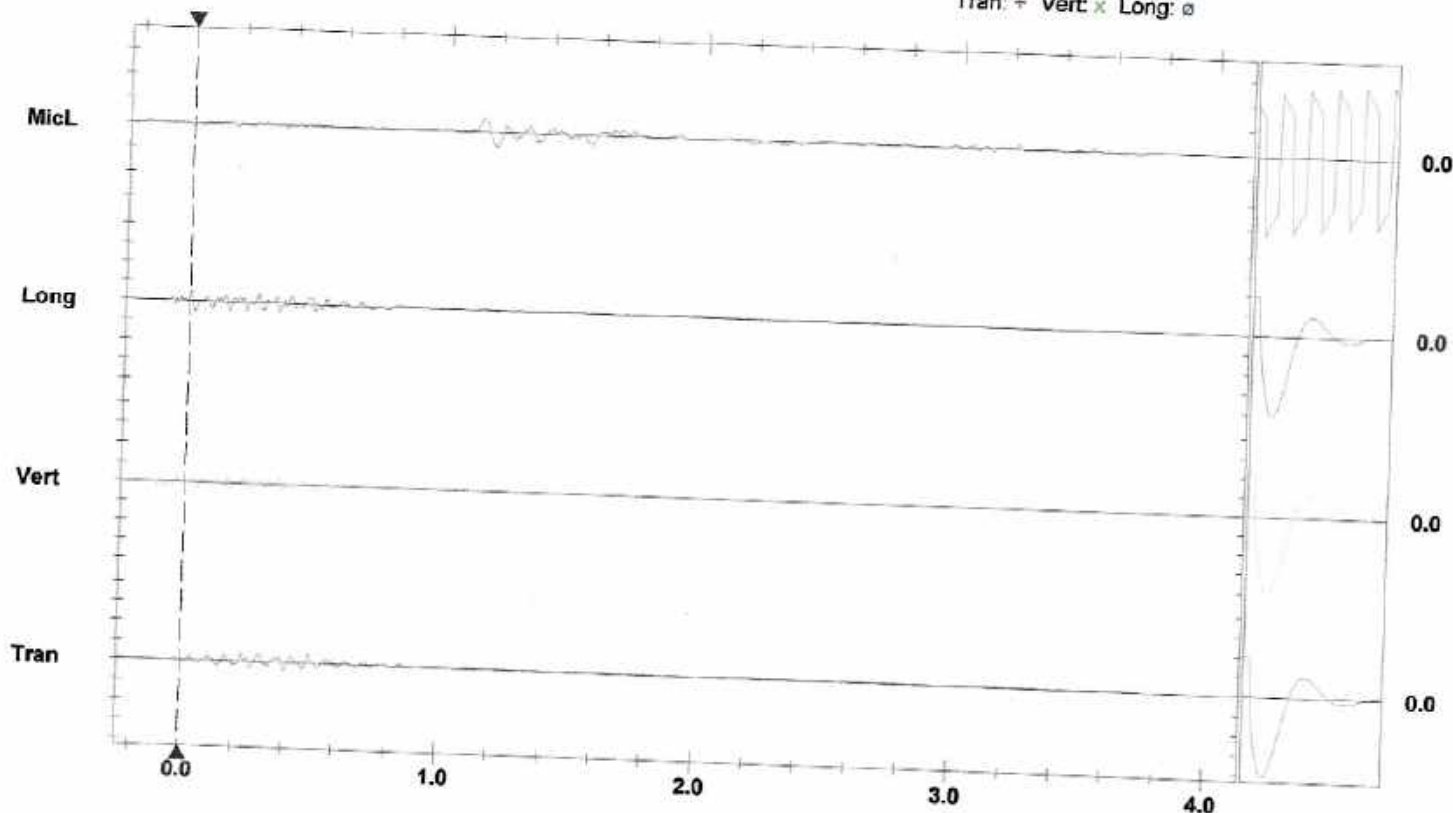
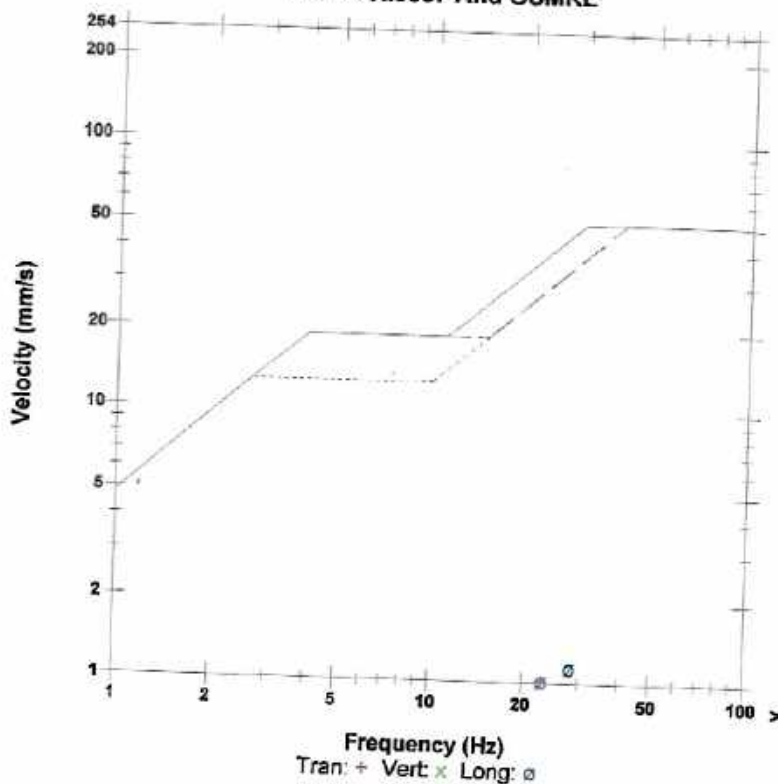
Extended Notes

Microphone Linear Weighting
 PSPL 109.5 dB(L) at 1.180 sec
 ZC Freq 9.5 Hz
 Channel Test Passed (Freq = 20.1 Hz Amp = 575 mv)

	Tran	Vert	Long	
PPV	1.016	0.635	1.143	mm/s
ZC Freq	23	39	28	Hz
Time (Rel. to Trig)	0.502	0.055	0.007	sec
Peak Acceleration	0.013	0.027	0.027	g
Peak Displacement	0.007	0.004	0.007	mm
Sensor Check	Passed	Passed	Passed	
Frequency	7.2	7.6	7.5	Hz
Overswing Ratio	4.0	3.6	4.0	

Peak Vector Sum 1.171 mm/s at 0.007 sec

USBM RI8507 And OSMRE



Sensor Check

Date/Time Vert at 12:29:39 July 24, 2023
 Trigger Source Geo: 0.510 mm/s
 Range Geo: 254.0 mm/s
 Record Time 5.0 sec at 1024 sps
 Job Number: 1

Serial Number BE11802 V 10.72-8.17 MiniMate Plus
 Battery Level 6.2 Volts
 Unit Calibration November 21, 2022 by InstanTel
 File Name M802K4GL.DF0

Notes
 Location:
 Client:
 User Name:
 General:

Post Event Notes
 Shillelagh Qrys
 Location-P Cullens

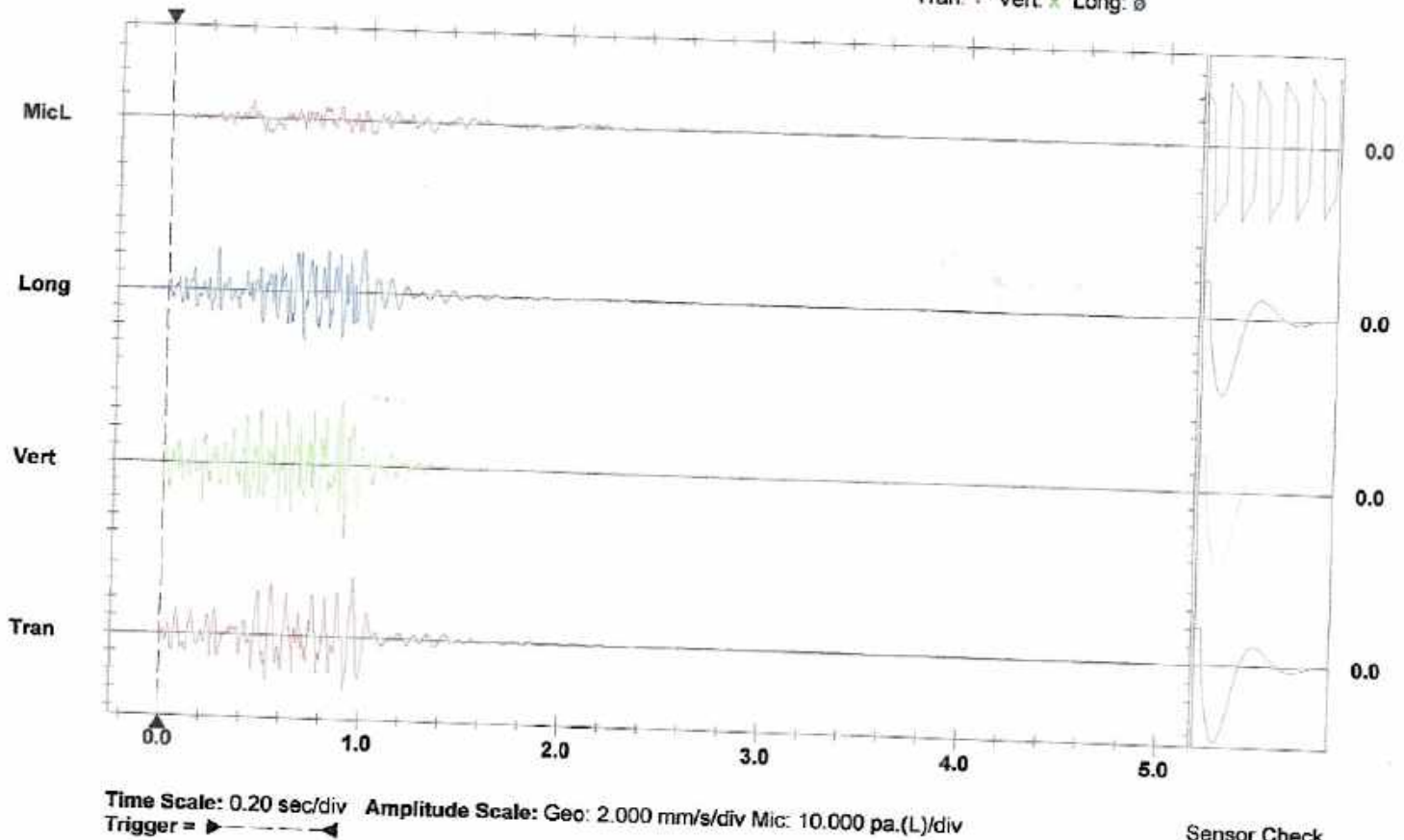
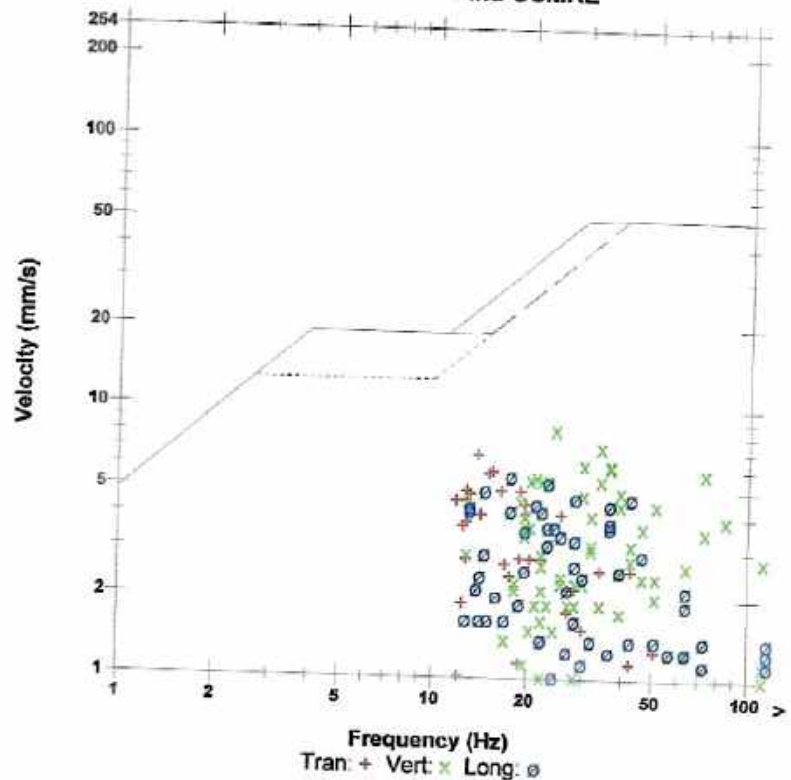
Extended Notes

Microphone Linear Weighting
 PSPL 111.5 dB(L) at 0.408 sec
 ZC Freq 7.0 Hz
 Channel Test Passed (Freq = 19.7 Hz Amp = 559 mv)

	Tran	Vert	Long	
PPV	6.731	8.382	5.588	mm/s
ZC Freq	14	24	18	Hz
Time (Rel. to Trig)	0.964	0.913	0.688	sec
Peak Acceleration	0.106	0.265	0.133	g
Peak Displacement	0.068	0.052	0.055	mm
Sensor Check	Passed	Passed	Passed	
Frequency	7.3	7.3	7.3	Hz
Overswing Ratio	4.0	3.8	4.0	

Peak Vector Sum 8.479 mm/s at 0.913 sec

USBM RI8507 And OSMRE



Event Report

Date/Time Vert at 12:06:25 June 9, 2022
 Trigger Source Geo: 0.510 mm/s
 Range Geo: 254.0 mm/s
 Record Time 4.25 sec (Auto=3Sec) at 1024 sps

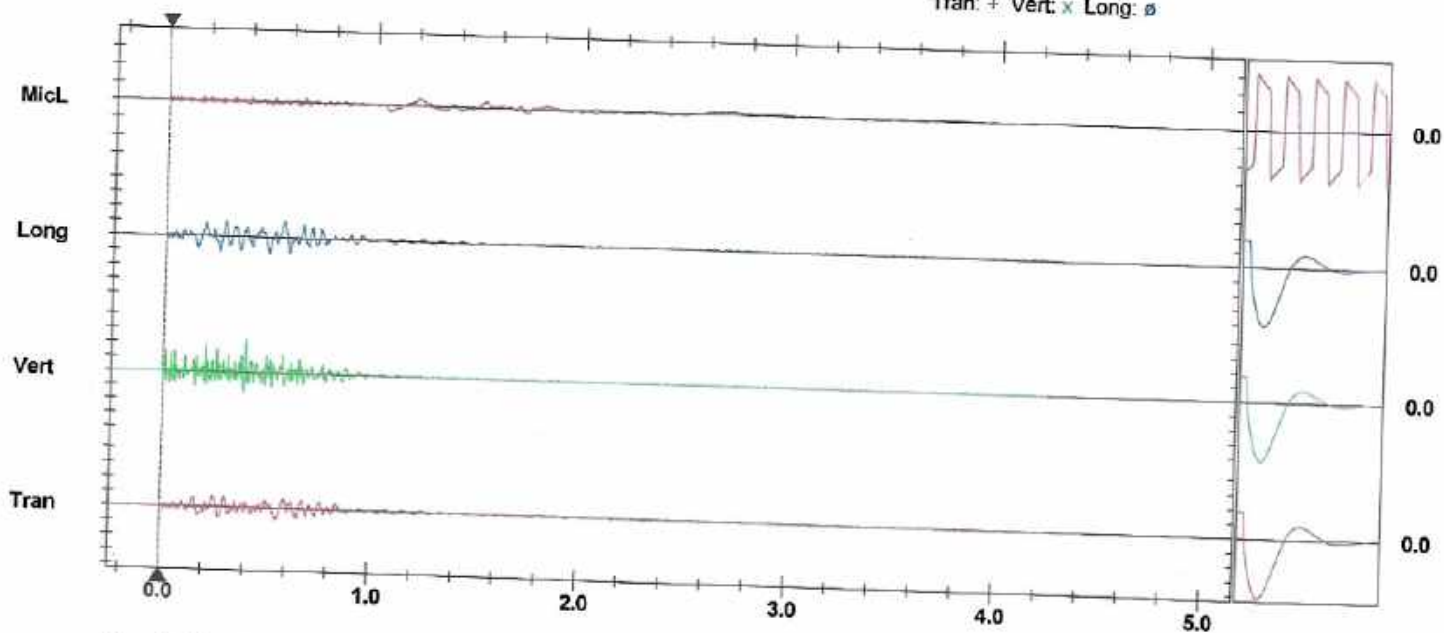
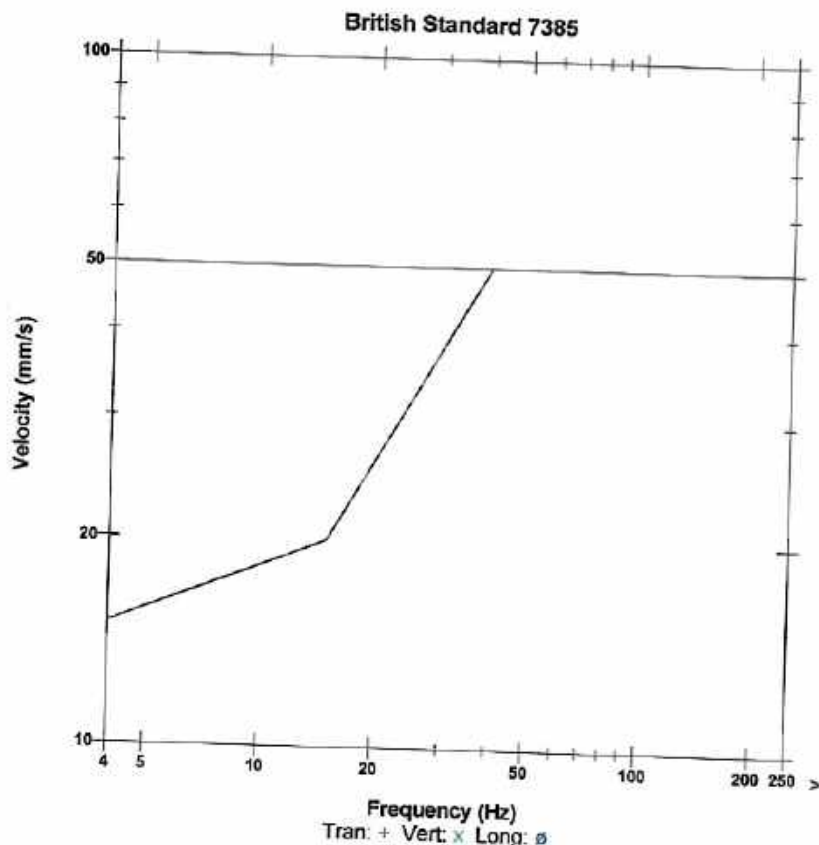
Notes

Serial Number BA9209 V 10.72-8.17 BlastMate III
 Battery Level 6.3 Volts
 Unit Calibration April 5, 2022 by E.M.
 File Name K209JJDA.YP0
 Post Event Notes
 Location: Residence of Pauline Cullen

Microphone Linear Weighting
 PSPL 4.250 pa.(L) at 1.196 sec
 ZC Freq 3.8 Hz
 Channel Test Passed (Freq = 19.7 Hz Amp = 559 mv)

	Tran	Vert	Long	
PPV	1.524	4.572	2.286	mm/s
ZC Freq	13	64	19	Hz
Time (Rel. to Trig)	0.553	0.396	0.498	sec
Peak Acceleration	0.040	0.186	0.040	g
Peak Displacement	0.019	0.011	0.023	mm
Sensor Check	Passed	Passed	Passed	
Frequency	7.2	7.3	7.3	Hz
Overswing Ratio	4.4	4.7	4.6	

Peak Vector Sum 4.616 mm/s at 0.396 sec



Sensor Check

Event Report

Date/Time Long at 12:05:04 June 9, 2022
 Trigger Source Geo: 0.510 mm/s
 Range Geo: 254.0 mm/s
 Record Time 3.25 sec (Auto=3Sec) at 1024 sps

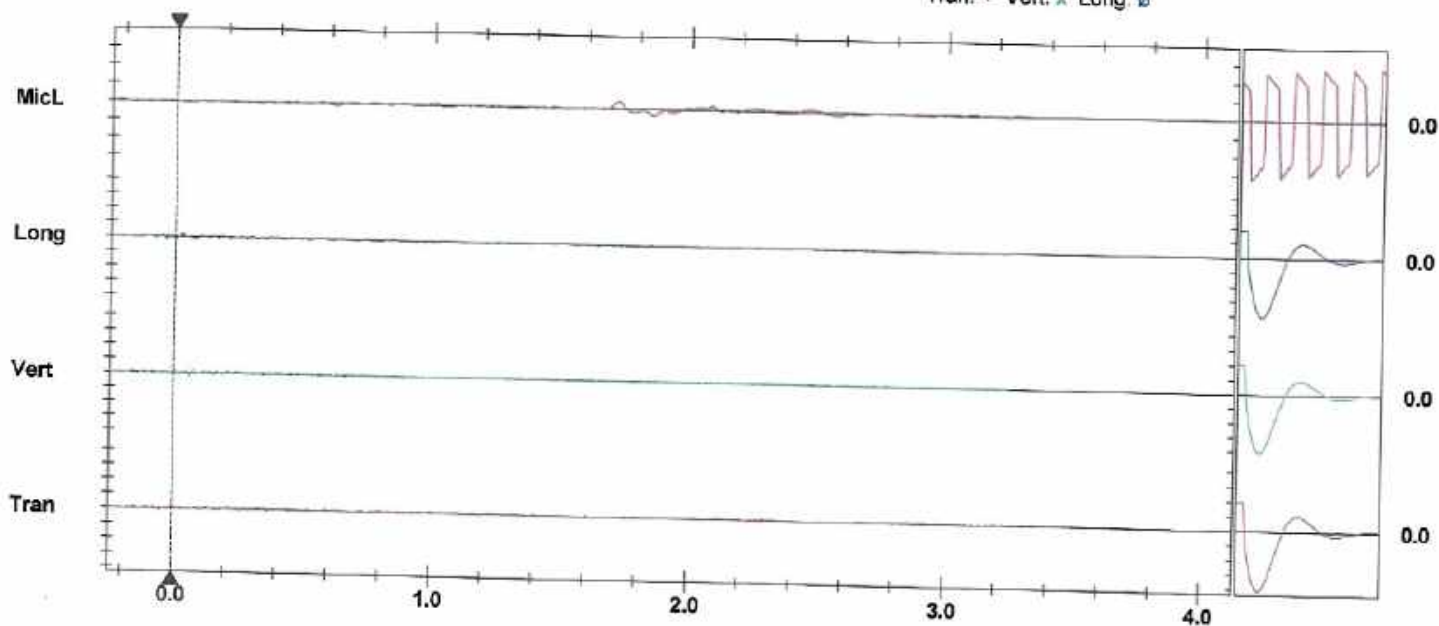
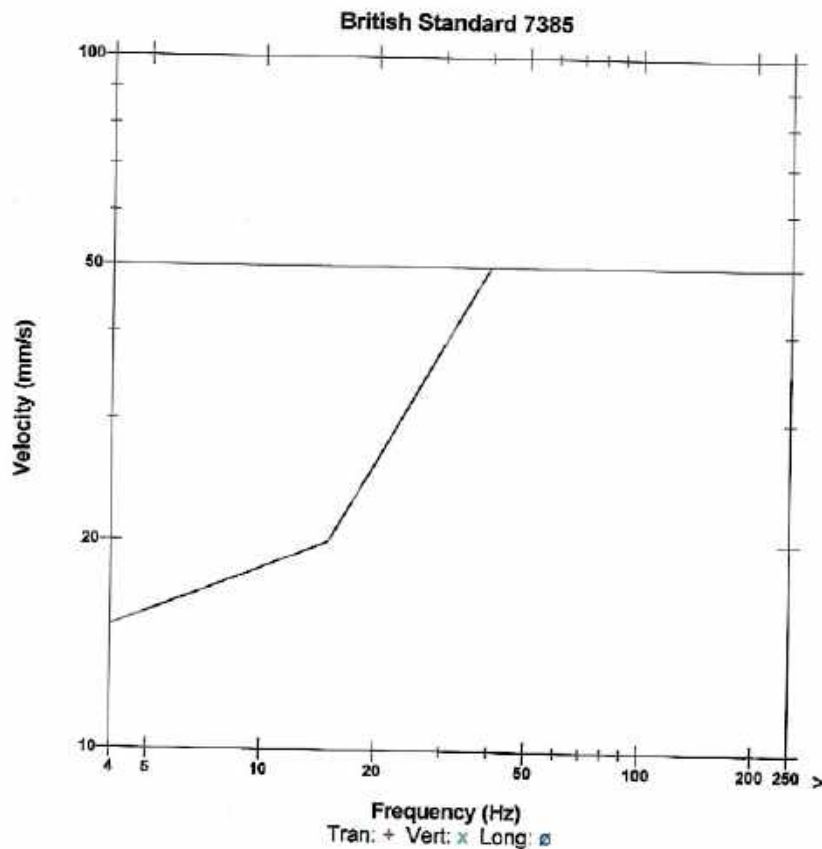
Notes

Serial Number BA9208 V 10.72-8.17 BlastMate III
 Battery Level 6.1 Volts
 Unit Calibration April 5, 2022 by E.M.
 File Name K208JJDA.WG0
 Post Event Notes
 Location: Mairead Murphy

Microphone Linear Weighting
 PSPL 4.250 pa.(L) at 1.718 sec
 ZC Freq 8.5 Hz
 Channel Test Passed (Freq = 20.1 Hz Amp = 538 mv)

	Tran	Vert	Long	
PPV	0.381	0.508	0.508	mm/s
ZC Freq	28	37	43	Hz
Time (Rel. to Trig)	-0.006	0.003	0.000	sec
Peak Acceleration	0.027	0.027	0.027	g
Peak Displacement	0.003	0.002	0.002	mm
Sensor Check	Passed	Passed	Passed	
Frequency	7.5	7.4	7.3	Hz
Overswing Ratio	3.8	4.1	4.0	

Peak Vector Sum 0.813 mm/s at 0.003 sec



Time Scale: 0.20 sec/div Amplitude Scale: Geo: 2.000 mm/s/div Mic: 10.000 pa.(L)/div
 Trigger = 

Sensor Check

Event Report

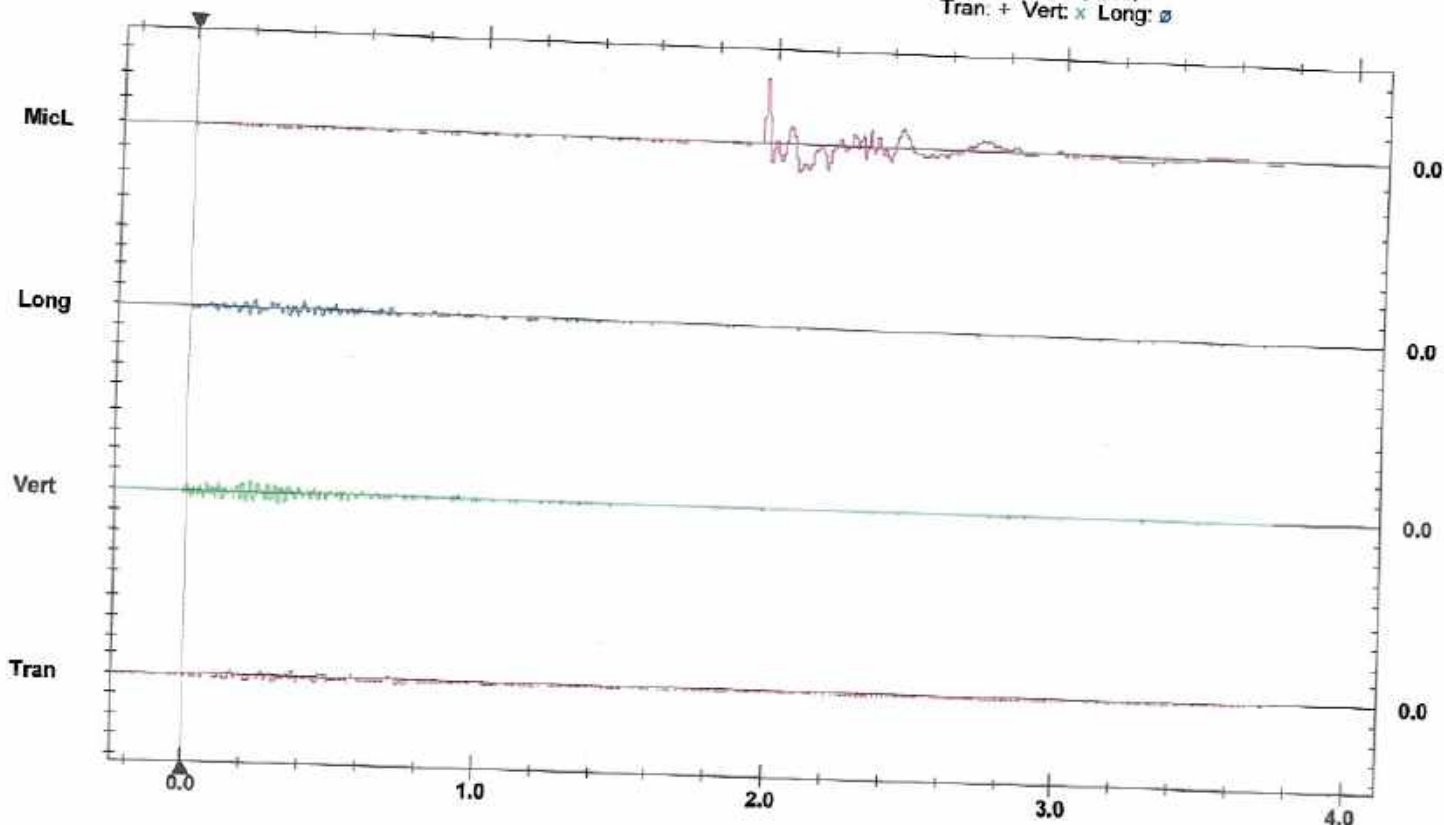
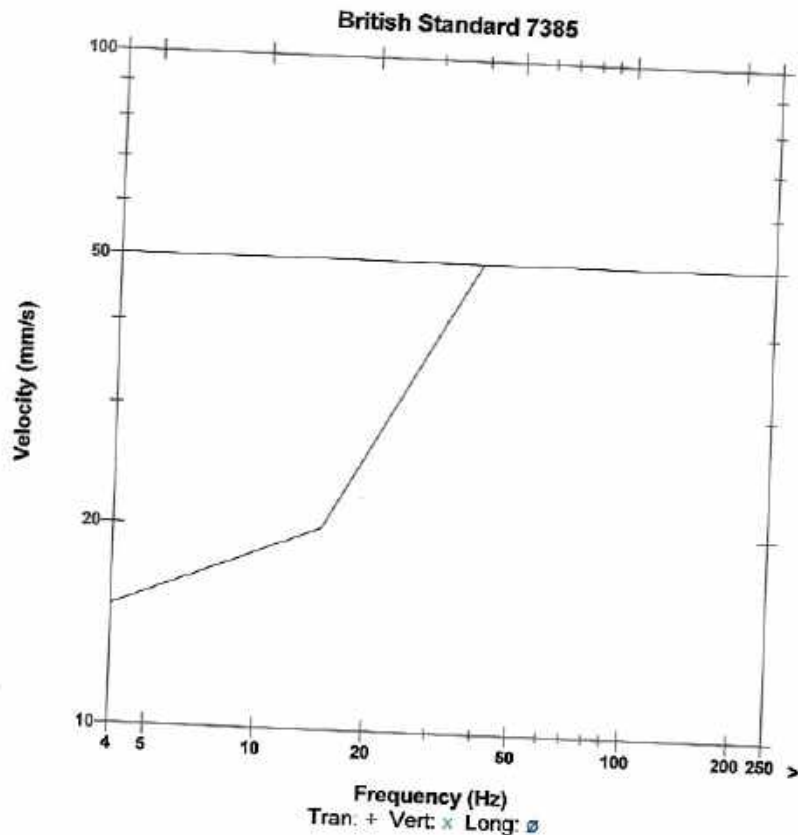
Date/Time Vert at 13:00:49 March 16, 2022
 Trigger Source Geo: 0.510 mm/s
 Range Geo: 254.0 mm/s
 Record Time 3.75 sec (Auto=3Sec) at 1024 sps

Notes

Serial Number BE8084 V 10.72-8.17 MiniMate Plus
 Battery Level 6.8 Volts
 Unit Calibration March 2, 2022 by E.M.
 File Name J084JEZY.TD0
 Post Event Notes
 Location: Mairead Murphy

Microphone Linear Weighting
 PSPL 122.4 dB(L) at 1.969 sec
 ZC Freq 15 Hz
 Channel Test Passed (Freq = 20.1 Hz Amp = 612 mv)

	Tran	Vert	Long	
PPV	0.508	1.016	0.762	mm/s
ZC Freq	37	43	43	Hz
Time (Rel. to Trig)	0.160	0.218	0.204	sec
Peak Acceleration	0.027	0.040	0.027	g
Peak Displacement	0.004	0.005	0.004	mm
Sensor Check	Passed	Passed	Passed	
Peak Vector Sum	1.244 mm/s at 0.219 sec			



Time Scale: 0.20 sec/div Amplitude Scale: Geo: 2.000 mm/s/div Mic: 10.000 pa.(L)/div
 Trigger =

Date/Time Vert at 12:59:35 March 16, 2022
 Trigger Source Geo: 0.510 mm/s
 Range Geo: 254.0 mm/s
 Record Time 3.25 sec (Auto=3Sec) at 1024 sps

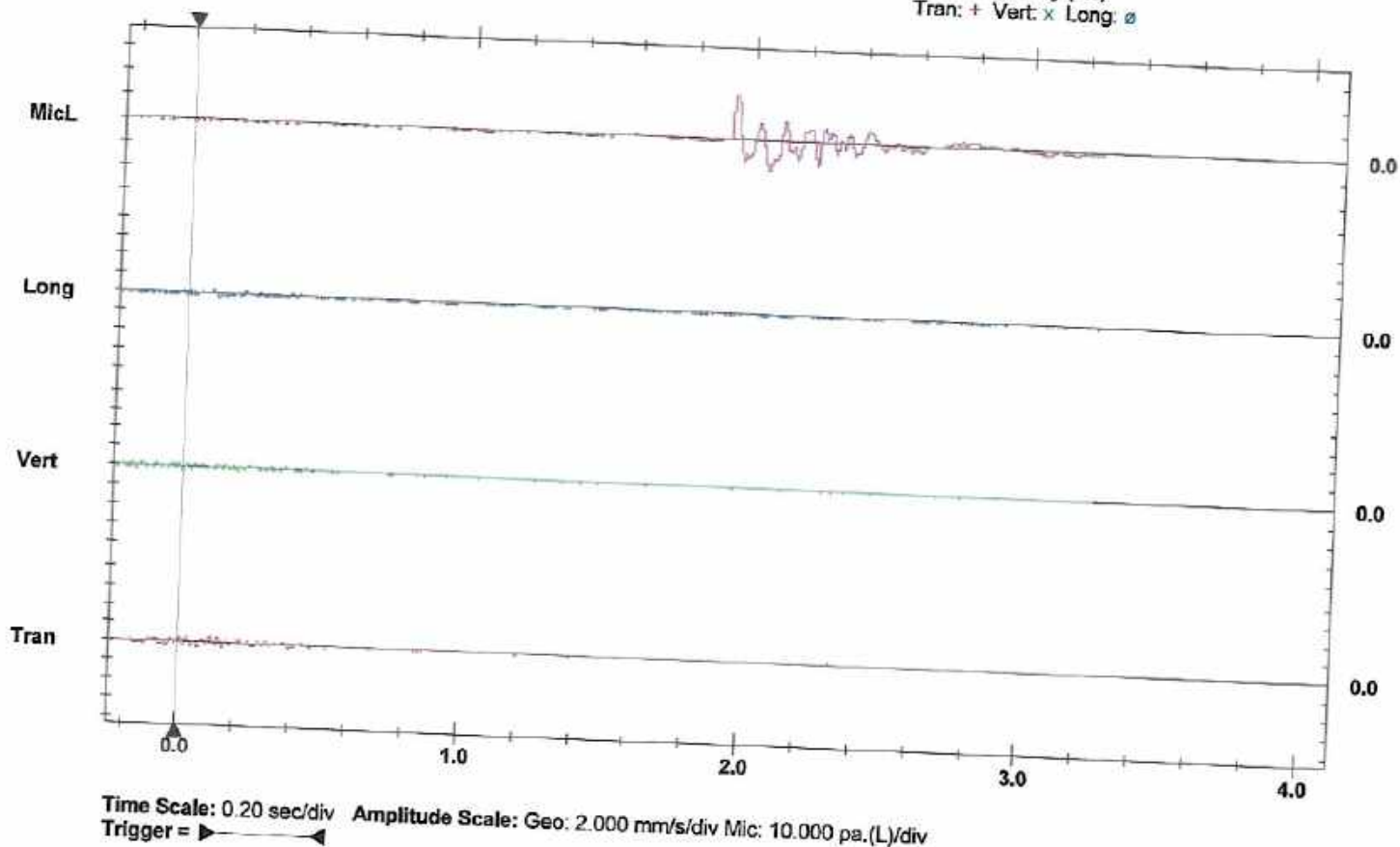
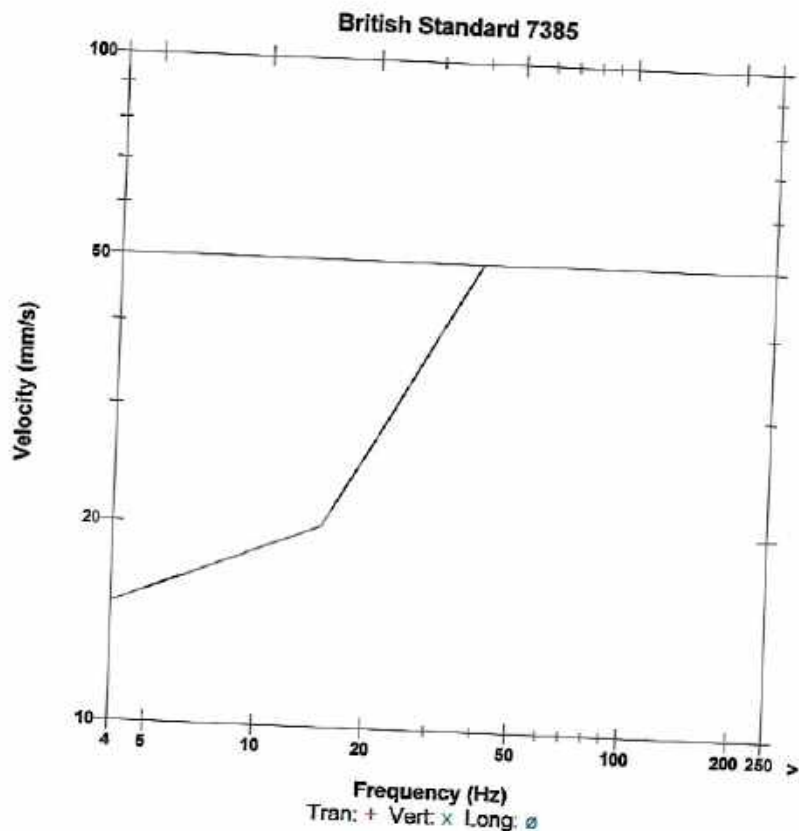
Serial Number BE8025 V 10.72-8.17 MiniMate Plus
 Battery Level 6.8 Volts
 Unit Calibration January 25, 2022 by E.M.
 File Name J025JEZY RB0
 Post Event Notes
 Location: Michael Murphy

Notes

Extended Notes

Microphone Linear Weighting
 PSPL 119.8 dB(L) at 1.938 sec
 ZC Freq 12 Hz
 Channel Test Passed (Freq = 20.1 Hz Amp = 592 mv)

	Tran	Vert	Long	
PPV	0.635	0.508	0.508	mm/s
ZC Freq	34	47	34	Hz
Time (Rel. to Trig)	0.140	0.000	0.104	sec
Peak Acceleration	0.013	0.027	0.013	g
Peak Displacement	0.003	0.002	0.002	mm
Sensor Check	Passed	Passed	Passed	
Peak Vector Sum	0.718 mm/s at 0.003 sec			



Date/Time Vert at 12:58.40 March 16, 2022
 Trigger Source Geo: 0.510 mm/s
 Range Geo: 254.0 mm/s
 Record Time 3.75 sec (Auto=3Sec) at 1024 sps

Serial Number BE11802 V 10.72-8.17 MiniMate Plus
 Battery Level 6.2 Volts
 Unit Calibration August 25, 2021 by Dywidag
 File Name M802JEZY.PSO
 Post Event Notes
 Shillelagh Qrys
 A.Cullens

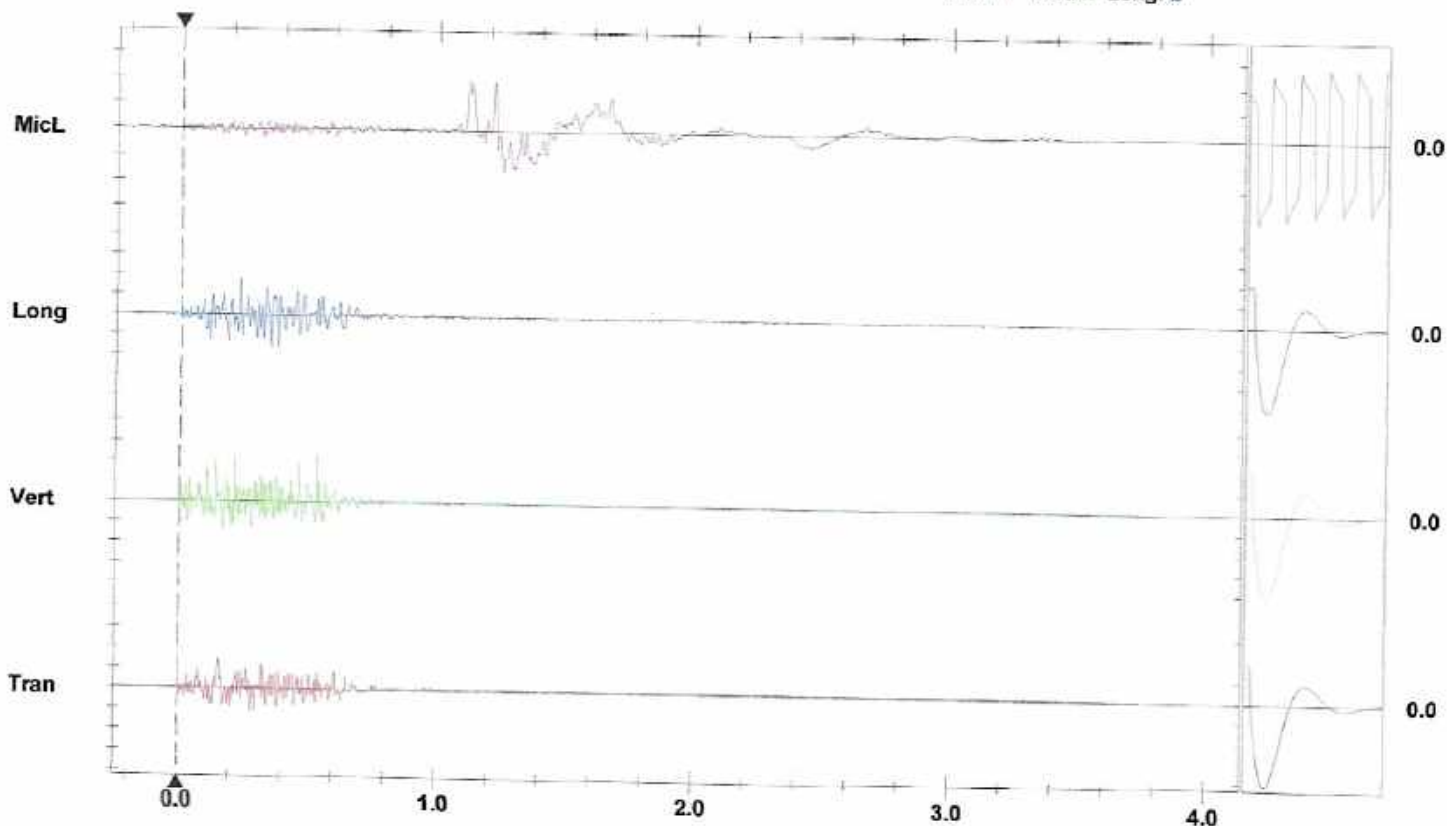
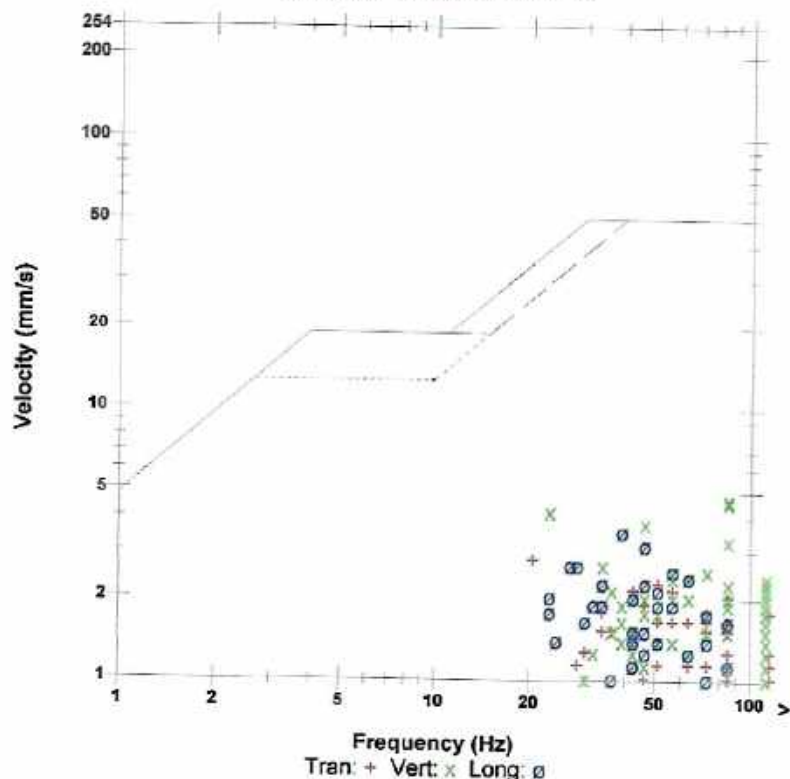
Notes
 Location:
 Client:
 User Name:
 General:

Microphone Linear Weighting
 PSPL 119.9 dB(L) at 1.119 sec
 ZC Freq 10 Hz
 Channel Test Passed (Freq = 20.1 Hz Amp = 690 mv)

	Tran	Vert	Long	
PPV	2.794	4.699	3.556	mm/s
ZC Freq	20	85	39	Hz
Time (Rel. to Trig)	0.160	0.536	0.232	sec
Peak Acceleration	0.119	0.239	0.119	g
Peak Displacement	0.017	0.013	0.013	mm
Sensor Check	Passed	Passed	Passed	
Frequency	7.3	7.5	7.7	Hz
Overswing Ratio	4.2	3.7	4.2	

Peak Vector Sum 5.019 mm/s at 0.536 sec

USBM RI8507 And OSMRE



Sensor Check

Date/Time Vert at 12:56:00 March 16, 2022
 Trigger Source Geo: 0.510 mm/s
 Range Geo: 254.0 mm/s
 Record Time 3.75 sec (Auto=3Sec) at 1024 sps

Serial Number BE13017 V 10.60-8.17 MiniMate Plus
 Battery Level 6.1 Volts
 Unit Calibration September 21, 2021 by Dywidag
 File Name 0017JEZY.LC0
 Post Event Notes
 Shillelagh Qrys
 Ger Phibbs

Notes

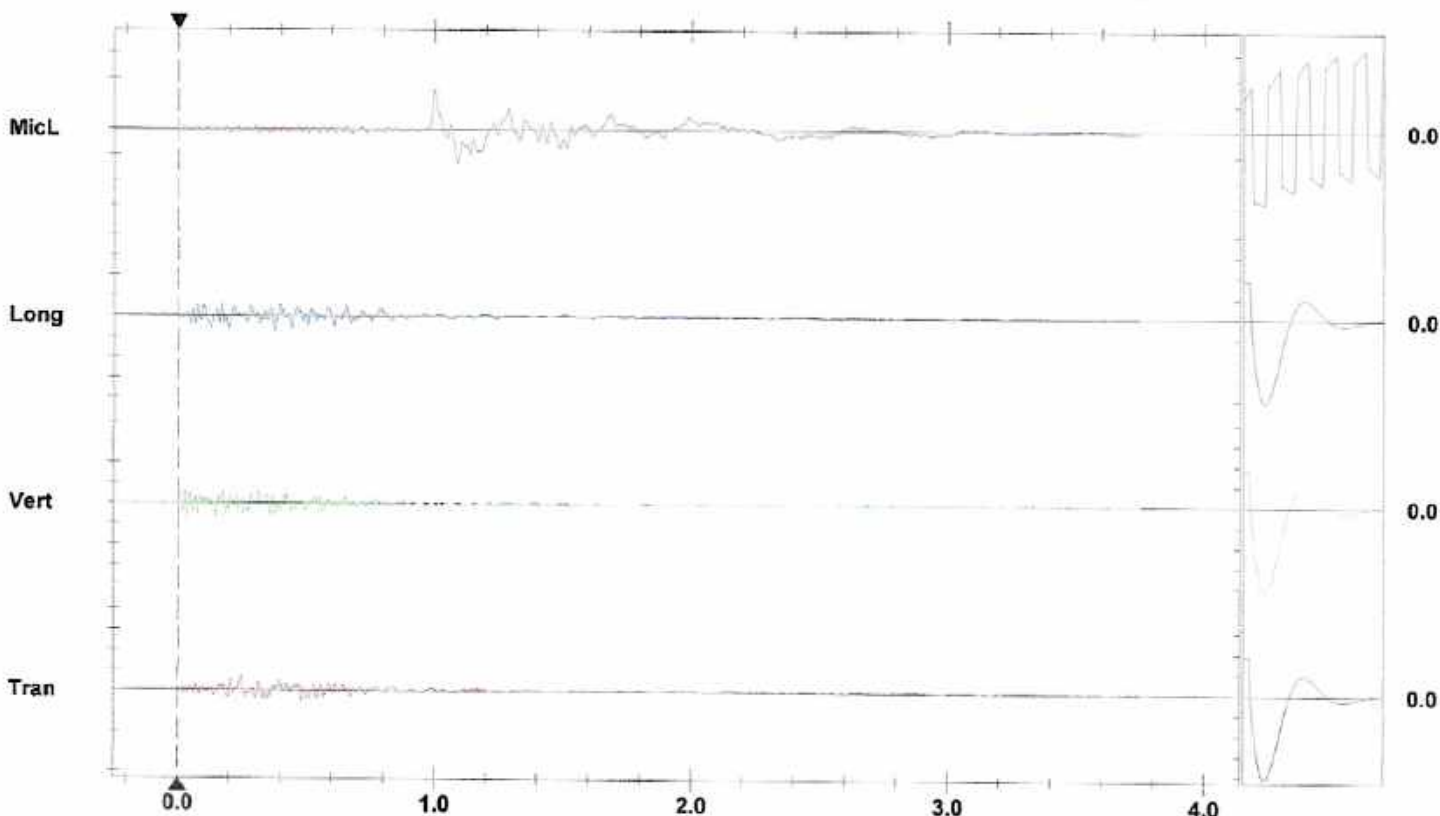
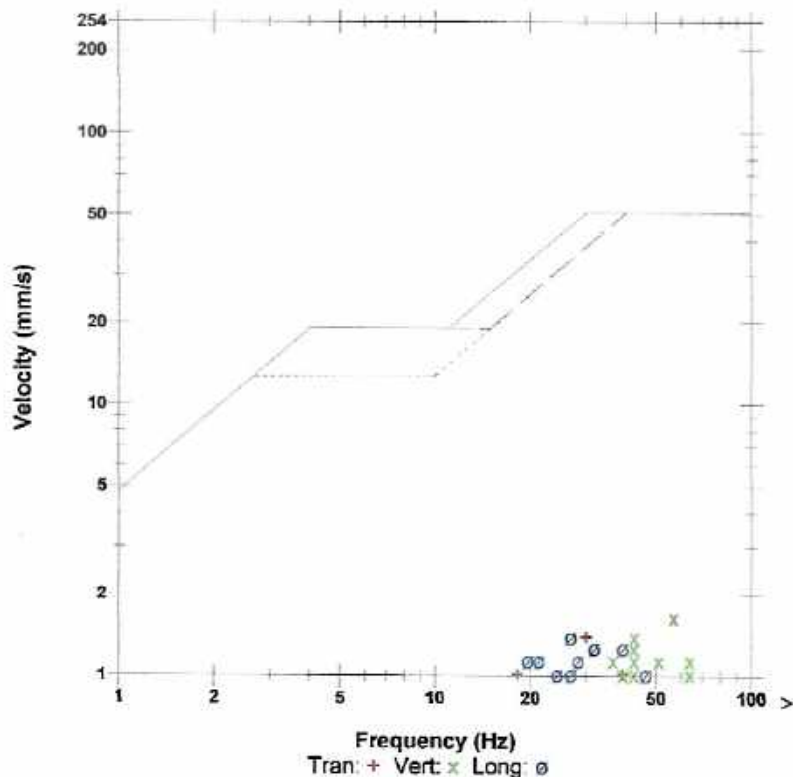
Extended Notes

Microphone Linear Weighting
 PSPL 117.9 dB(L) at 0.999 sec
 ZC Freq 9.5 Hz
 Channel Test Passed (Freq = 20.1 Hz Amp = 653 mv)

	Tran	Vert	Long	
PPV	1.397	1.651	1.397	mm/s
ZC Freq	30	57	27	Hz
Time (Rel. to Trig)	0.249	0.039	0.376	sec
Peak Acceleration	0.040	0.053	0.040	g
Peak Displacement	0.008	0.007	0.009	mm
Sensor Check	Passed	Passed	Passed	
Frequency	7.4	7.4	7.3	Hz
Overswing Ratio	4.1	3.8	4.1	

Peak Vector Sum 1.801 mm/s at 0.378 sec

USBM RI8507 And OSMRE



Time Scale: 0.20 sec/div Amplitude Scale: Geo: 2.000 mm/s/div Mic: 10.000 pa.(L)/div
 Trigger = 

Sensor Check

Date/Time Vert at 12:38:07 March 8, 2023
 Trigger Source Geo: 0.510 mm/s
 Range Geo: 254.0 mm/s
 Record Time 4.25 sec (Auto=3Sec) at 1024 sps
 Job Number: 2

Serial Number BE13017 V 10.60-8.17 MiniMate Plus
 Battery Level 6.1 Volts
 Unit Calibration November 21, 2022 by InstanTel
 File Name O017JXD1.RJ0

Notes

Location:
 Client:
 User Name:
 General:

Post Event Notes

Shillelagh Qrys
 Location-G Phibbs

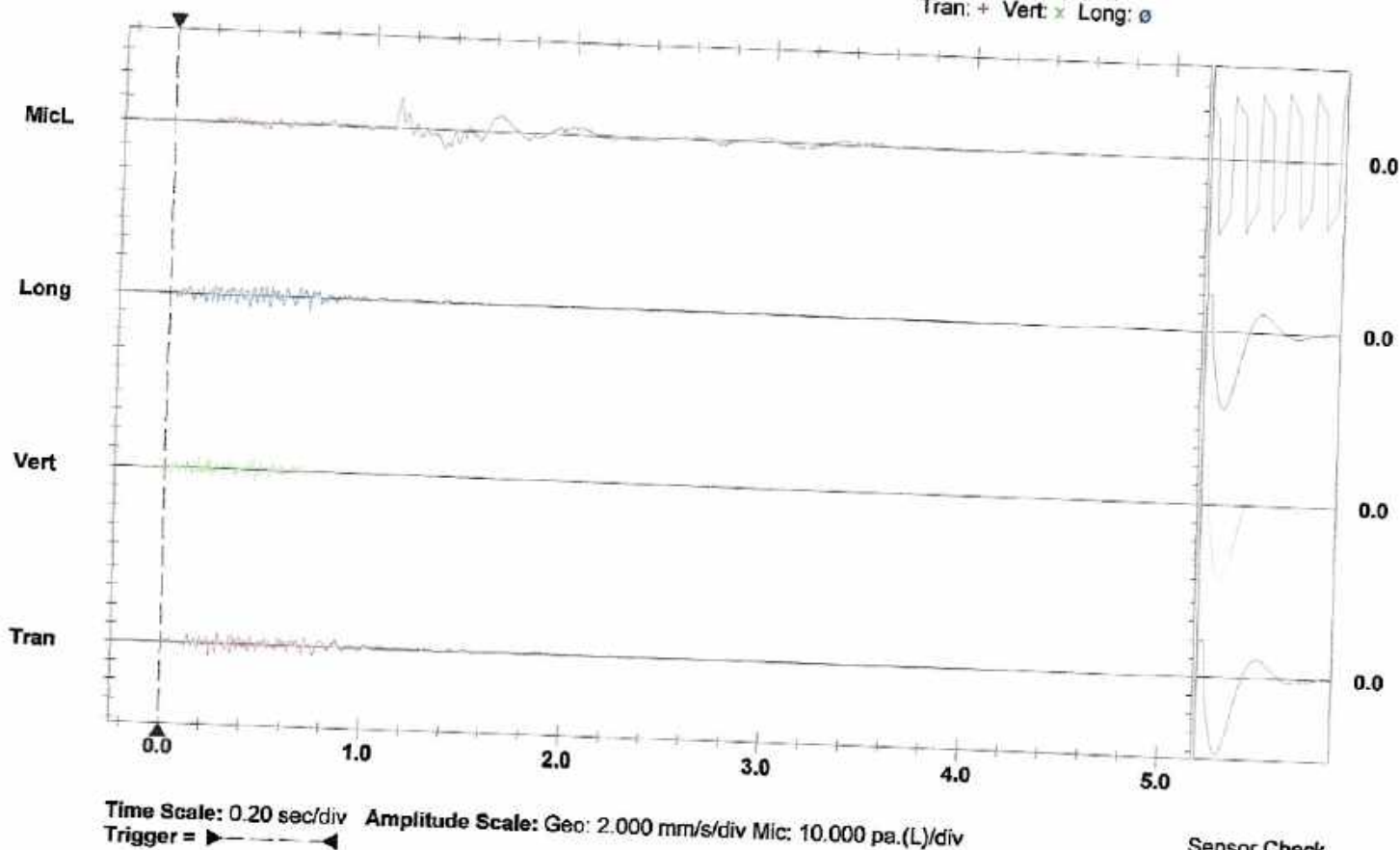
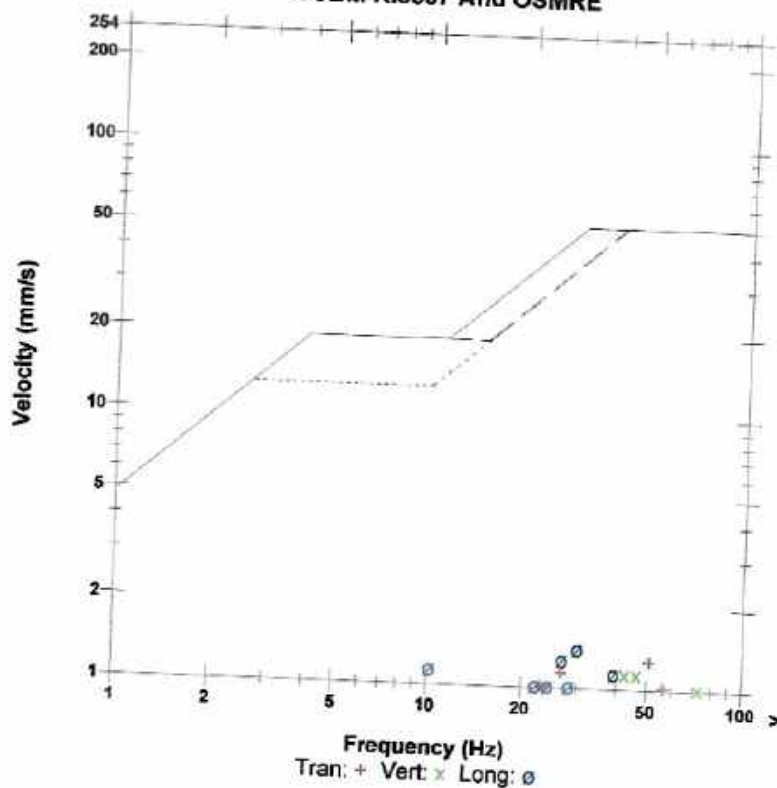
Extended Notes

Microphone Linear Weighting
 PSPL 115.9 dB(L) at 1.129 sec
 ZC Freq 6.6 Hz
 Channel Test Passed (Freq = 20.5 Hz Amp = 609 mv)

	Tran	Vert	Long	
PPV	1.270	1.143	1.397	mm/s
ZC Freq	51	47	30	Hz
Time (Rel. to Trig)	0.243	0.447	0.704	sec
Peak Acceleration	0.053	0.053	0.040	g
Peak Displacement	0.009	0.005	0.014	mm
Sensor Check	Passed	Passed	Passed	
Frequency	7.3	7.5	7.6	Hz
Overswing Ratio	4.1	3.7	4.2	

Peak Vector Sum 1.611 mm/s at 0.706 sec

USBM RI8507 And OSMRE



Date/Time Vert at 12:36:12 March 8, 2023
 Trigger Source Geo: 0.510 mm/s
 Range Geo: 254.0 mm/s
 Record Time 5.0 sec at 1024 sps
 Job Number: 1

Serial Number BE11802 V 10.72-8.17 MiniMate Plus
 Battery Level 6.2 Volts
 Unit Calibration November 21, 2022 by Instantel
 File Name M802JXD1.OCO

Notes
 Location:
 Client:
 User Name:
 General:

Post Event Notes
 Shillelagh Qrys
 Location-P Cullens

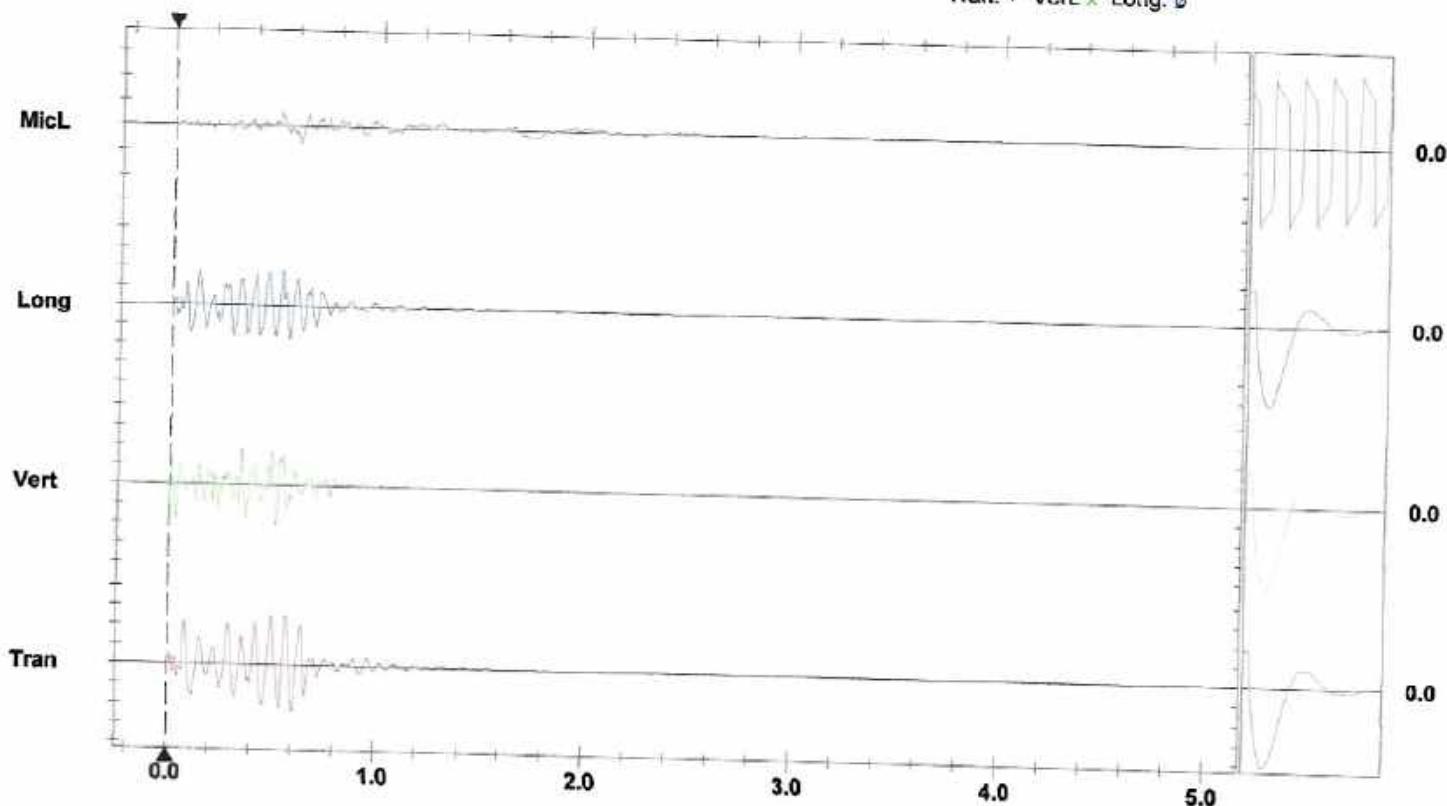
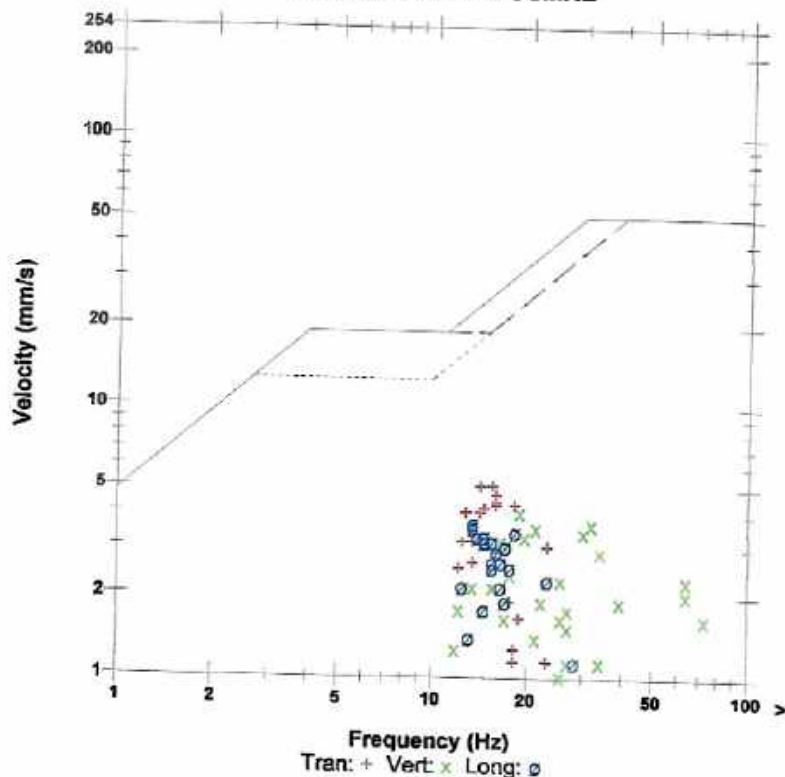
Extended Notes

Microphone Linear Weighting
 PSPL 111.2 dB(L) at 0.609 sec
 ZC Freq 5.7 Hz
 Channel Test Passed (Freq = 19.7 Hz Amp = 666 mv)

	Tran	Vert	Long	
PPV	5.080	4.064	3.683	mm/s
ZC Freq	14	19	13	Hz
Time (Rel. to Trig)	0.504	0.518	0.532	sec
Peak Acceleration	0.066	0.146	0.066	g
Peak Displacement	0.053	0.035	0.038	mm
Sensor Check	Passed	Passed	Passed	
Frequency	7.3	7.3	7.3	Hz
Overswing Ratio	4.2	3.9	4.2	

Peak Vector Sum 6.423 mm/s at 0.570 sec

USBM R18507 And OSMRE



Sensor Check

Event Report

Date/Time Long at 12:36:41 March 8, 2023
 Trigger Source Geo: 0.510 mm/s
 Range Geo: 254.0 mm/s
 Record Time 3.75 sec (Auto=3Sec) at 1024 sps

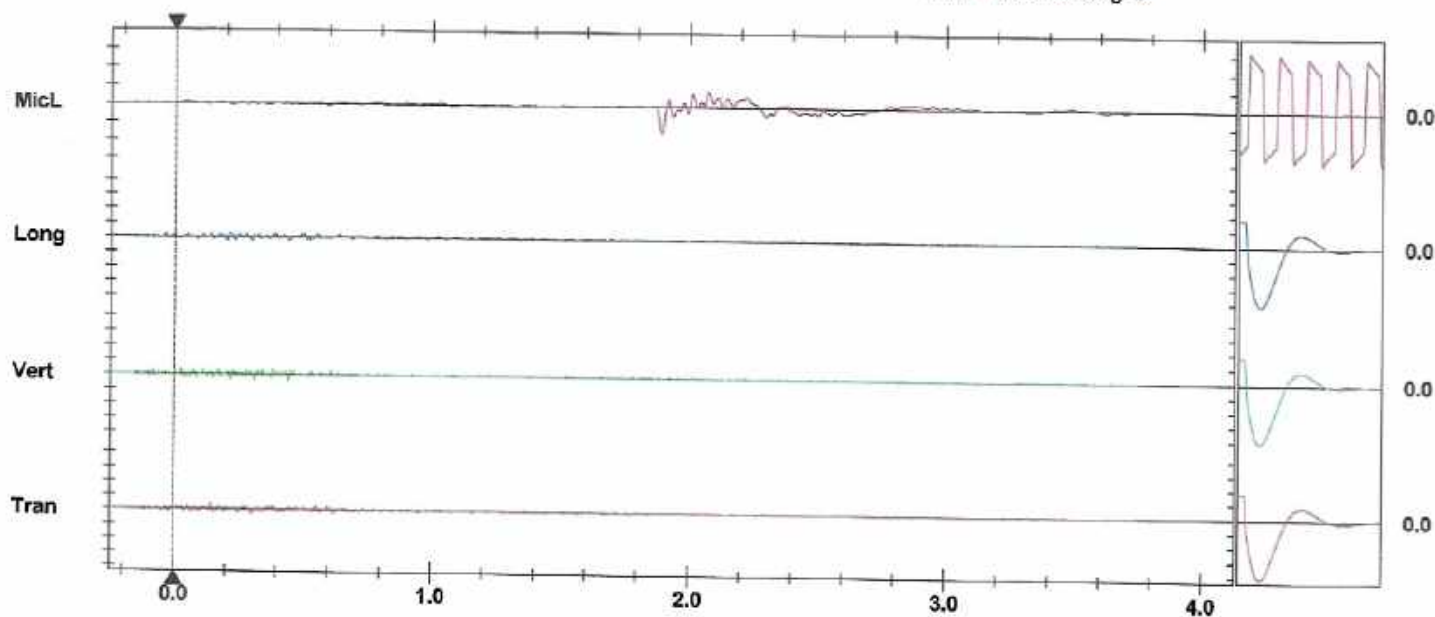
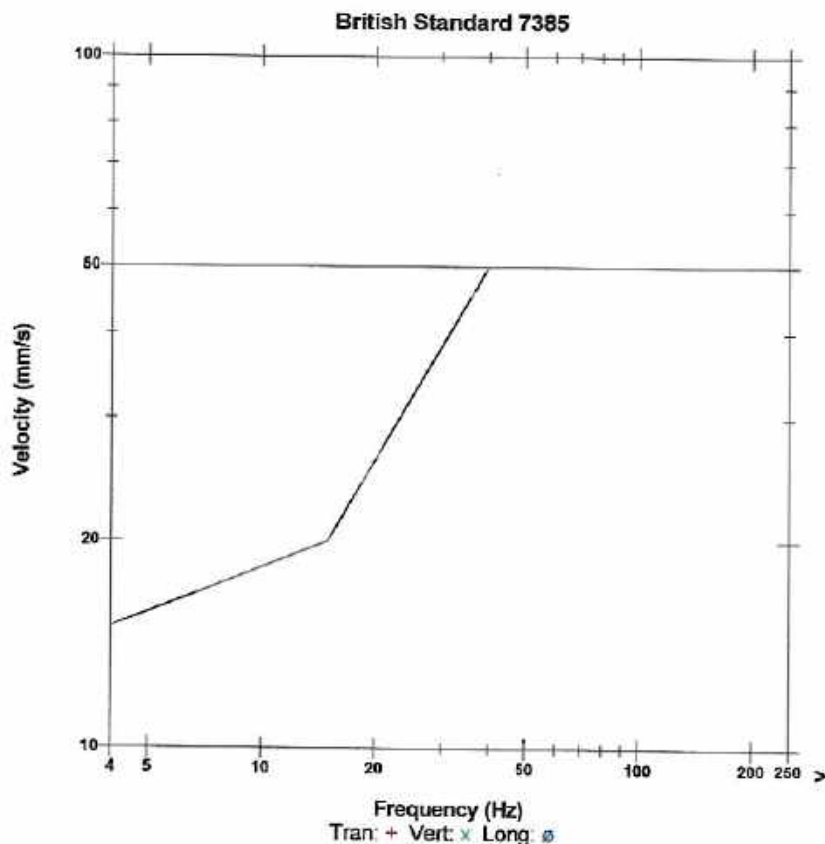
Notes

Serial Number BA9209 V 10.72-8.17 BlastMate III
 Battery Level 6.1 Volts
 Unit Calibration April 5, 2022 by E.M.
 File Name K209JXD1.P50
 Post Event Notes
 Location: Mairead Murphy

Microphone Linear Weighting
 PSPL 117.2 dB(L) at 1.891 sec
 ZC Freq 13 Hz
 Channel Test Passed (Freq = 20.1 Hz Amp = 609 mv)

	Tran	Vert	Long	
PPV	0.762	0.762	0.508	mm/s
ZC Freq	51	47	43	Hz
Time (Rel. to Trig)	0.145	0.217	0.000	sec
Peak Acceleration	0.027	0.027	0.027	g
Peak Displacement	0.003	0.003	0.004	mm
Sensor Check	Passed	Passed	Passed	
Frequency	7.1	7.3	7.3	Hz
Overswing Ratio	4.6	4.7	4.7	

Peak Vector Sum 0.916 mm/s at 0.443 sec



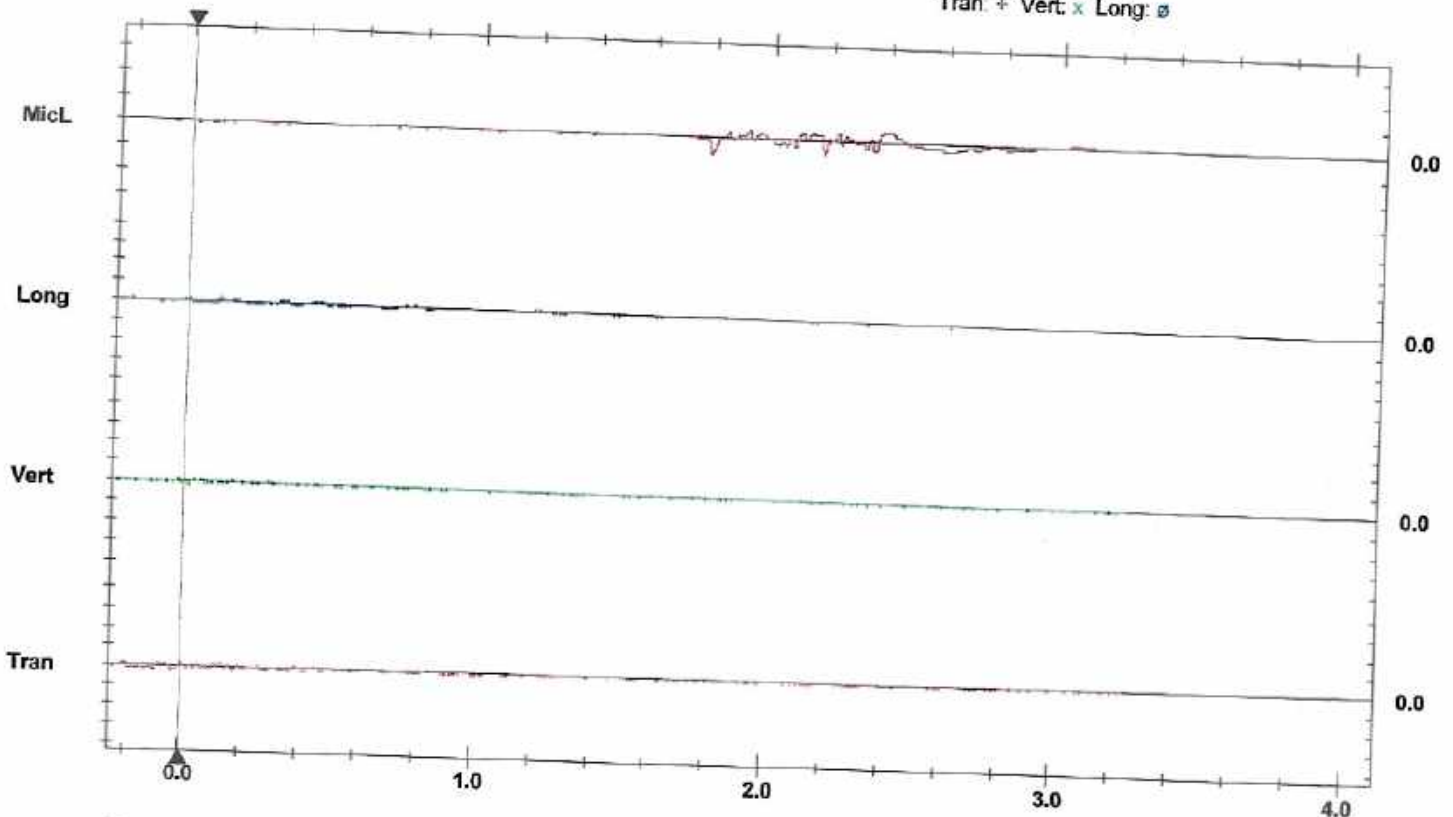
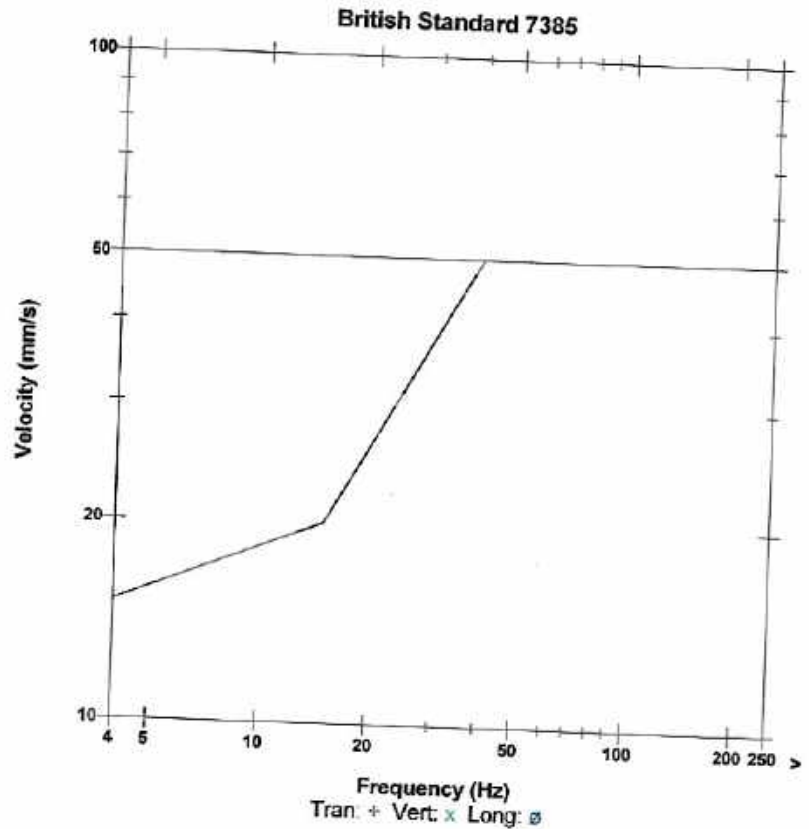
Date/Time Tran at 12:03:19 May 5, 2022
 Trigger Source Geo: 0.510 mm/s
 Range Geo: 254.0 mm/s
 Record Time 3.25 sec (Auto=3Sec) at 1024 sps

Notes

Serial Number BA9209 V 10.72-8.17 BlastMate III
 Battery Level 6.4 Volts
 Unit Calibration April 5, 2022 by E.M.
 File Name K209JHKH.HJO
 Post Event Notes
 Location: Mairead Murphy

Microphone Linear Weighting
 PSPL 110.2 dB(L) at 1.785 sec
 ZC Freq 11 Hz
 Channel Test Passed (Freq = 20.1 Hz Amp = 565 mv)

	Tran	Vert	Long	
PPV	0.508	0.381	0.508	mm/s
ZC Freq	39	37	34	Hz
Time (Rel. to Trig)	0.000	0.014	0.109	sec
Peak Acceleration	0.027	0.027	0.027	g
Peak Displacement	0.003	0.002	0.002	mm
Sensor Check	Passed	Passed	Passed	
Peak Vector Sum	0.622 mm/s at 0.109 sec			



Time Scale: 0.20 sec/div Amplitude Scale: Geo: 2.000 mm/s/div Mic: 10.000 pa.(L)/div
 Trigger =

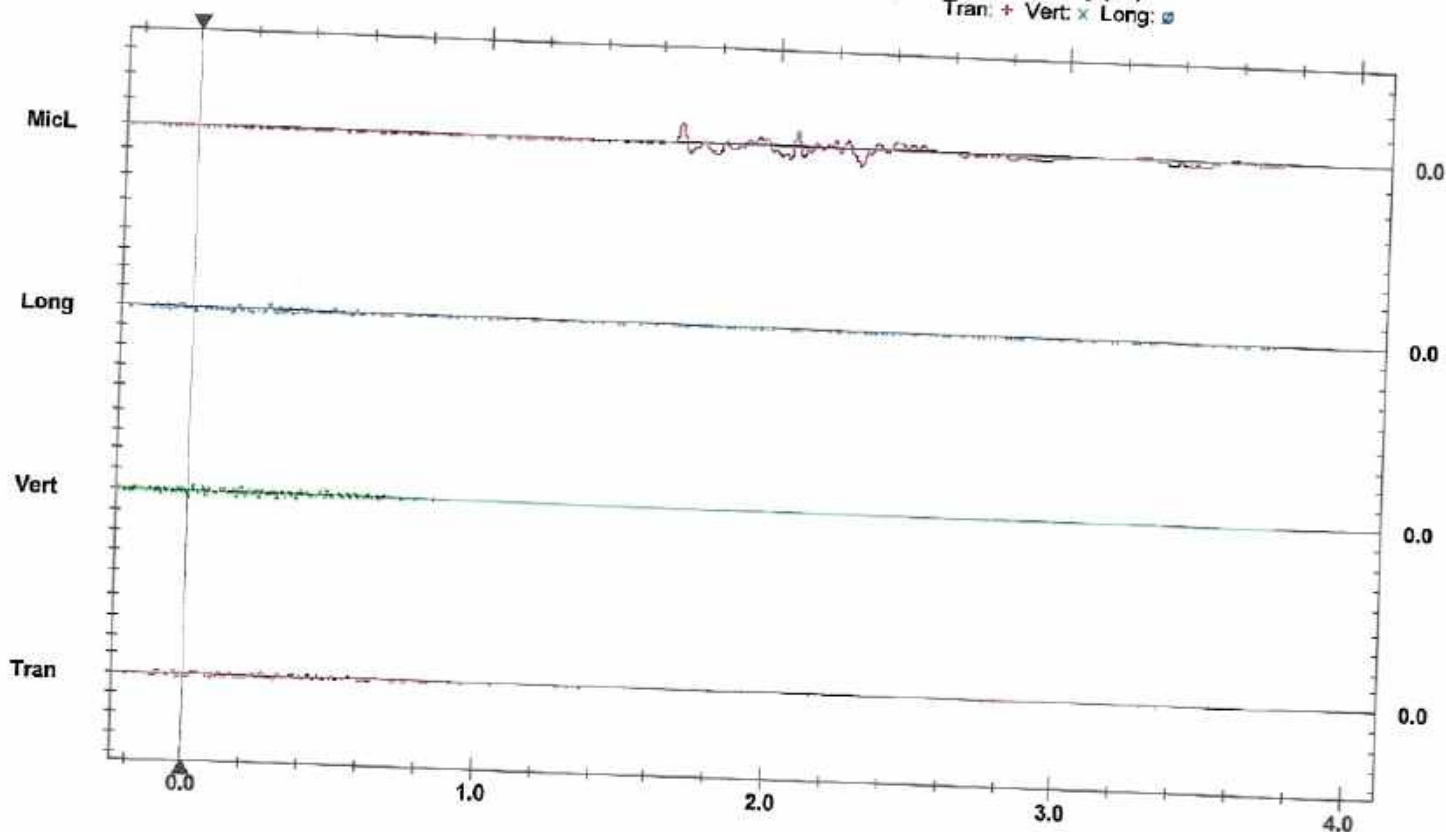
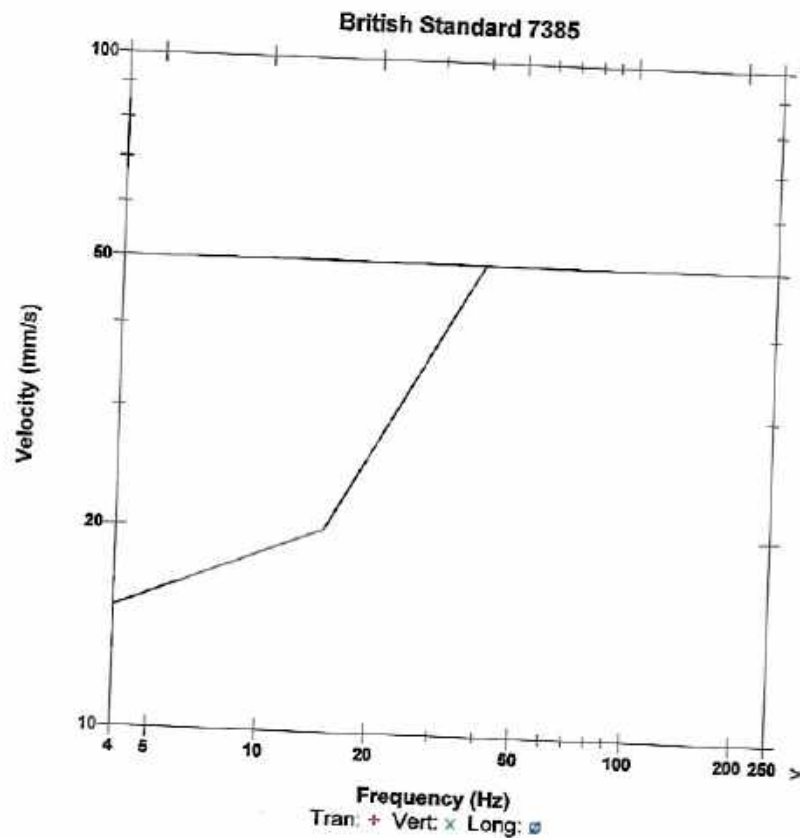
Date/Time Vert at 12:03:16 May 5, 2022
 Trigger Source Geo: 0.510 mm/s
 Range Geo: 254.0 mm/s
 Record Time 3.75 sec (Auto=3Sec) at 1024 sps

Notes

Serial Number BA9208 V 10.72-8.17 BlastMate III
 Battery Level 6.3 Volts
 Unit Calibration April 5, 2022 by E.M.
 File Name K208JHKH.HG0
 Post Event Notes
 Location: Michael Murphy

Microphone Linear Weighting
 PSPL 112.3 dB(L) at 1.668 sec
 ZC Freq 11 Hz
 Channel Test Passed (Freq = 20.5 Hz Amp = 584 mv)

	Tran	Vert	Long	
PPV	0.508	0.635	0.508	mm/s
ZC Freq	37	57	43	Hz
Time (Rel. to Trig)	0.264	0.001	0.262	sec
Peak Acceleration	0.027	0.027	0.027	g
Peak Displacement	0.003	0.003	0.003	mm
Sensor Check	Passed	Passed	Passed	
Peak Vector Sum	0.762 mm/s at 0.265 sec			



Date/Time Vert at 12:02:21 May 5, 2022
 Trigger Source Geo: 0.510 mm/s
 Range Geo: 254.0 mm/s
 Record Time 3.75 sec (Auto=3Sec) at 1024 sps

Serial Number BE11802 V 10.72-8.17 MiniMate Plus
 Battery Level 6.3 Volts
 Unit Calibration August 25, 2021 by Dywidag
 File Name TEMP.EVT
 Post Event Notes
 Shillelagh Qrys
 P Cullens

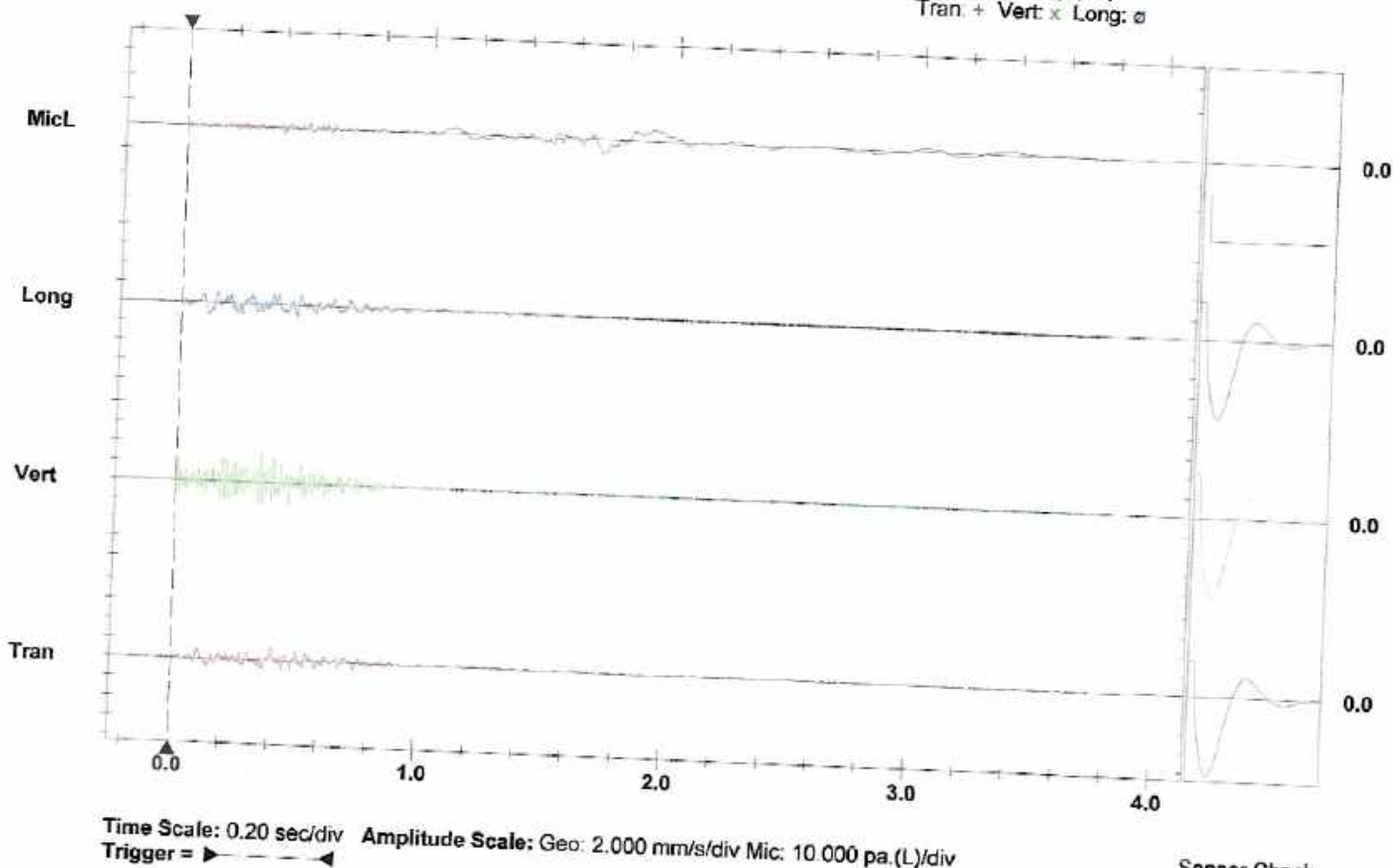
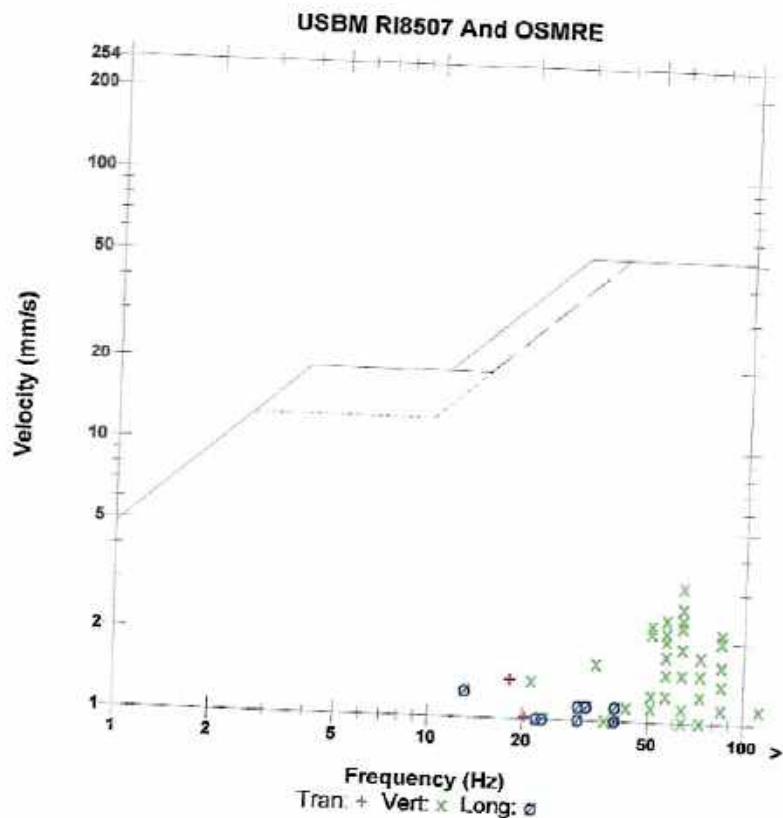
Notes

Location:
 Client:
 User Name:
 General:

Microphone Linear Weighting
 PSPL 109.2 dB(L) at 1.694 sec
 ZC Freq 5.2 Hz
 Channel Test Check (Freq = 0.0 Hz Amp = 0 mv)

	Tran	Vert	Long	
PPV	1.397	3.175	1.270	mm/s
ZC Freq	18	64	13	Hz
Time (Rel. to Trig)	0.412	0.347	0.111	sec
Peak Acceleration	0.040	0.119	0.027	g
Peak Displacement	0.008	0.009	0.015	mm
Sensor Check	Passed	Passed	Passed	
Frequency	7.2	7.5	7.5	Hz
Overswing Ratio	4.0	3.6	4.1	

Peak Vector Sum 3.178 mm/s at 0.347 sec



Event Report

Date/Time Vert at 12:33:05 May 22, 2023
 Trigger Source Geo: 0.510 mm/s
 Range Geo: 254.0 mm/s
 Record Time 3.75 sec (Auto=3Sec) at 1024 sps

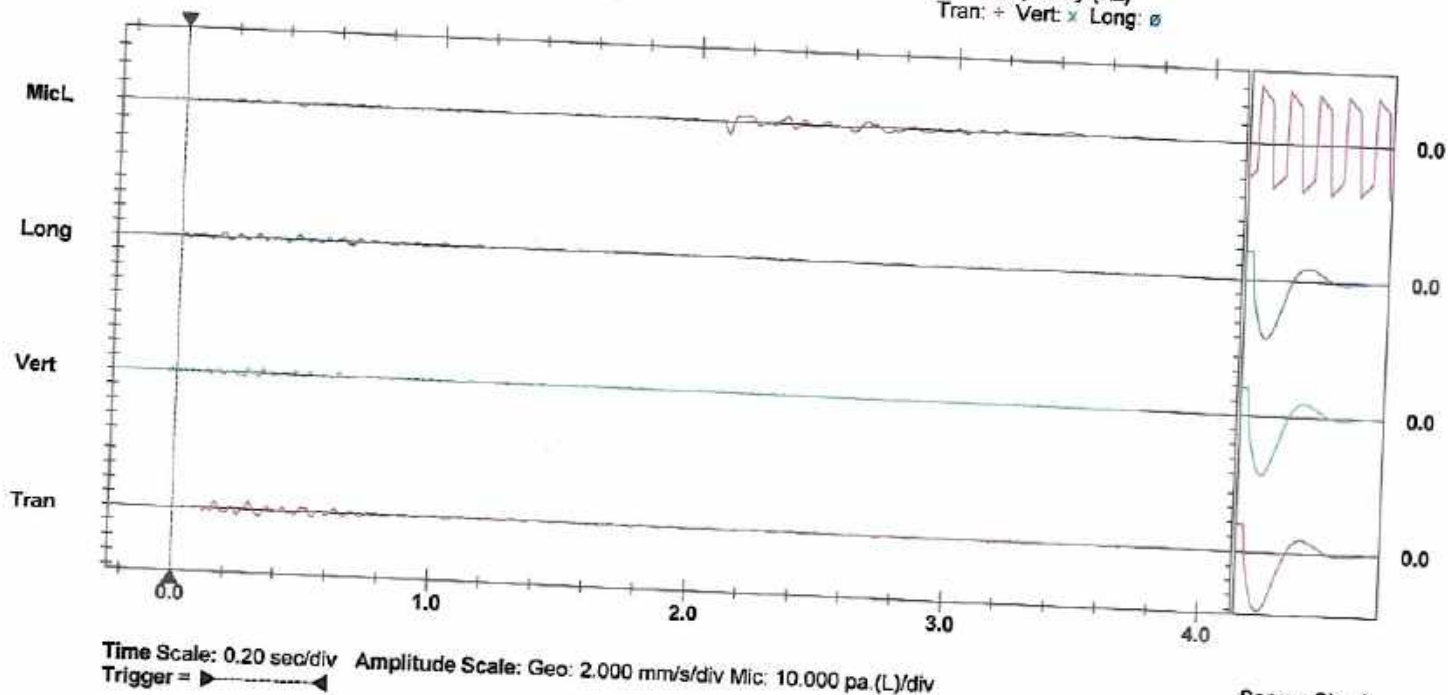
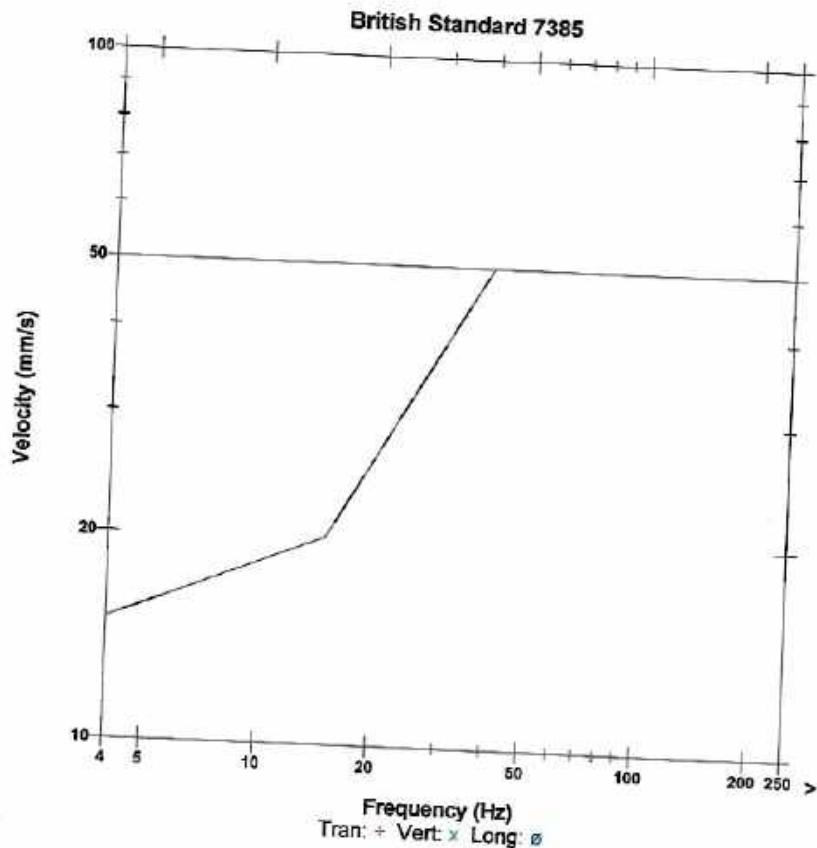
Serial Number BA9209 V 10.72-8.17 BlastMate III
 Battery Level 6.2 Volts
 Unit Calibration April 11, 2023 by E.M.
 File Name K209K17X.J50
 Post Event Notes
 Location: Michael Murphy Residence

Notes

Microphone Linear Weighting
 PSPL 110.9 dB(L) at 2.113 sec
 ZC Freq 10 Hz
 Channel Test Passed (Freq = 20.1 Hz Amp = 522 mv)

	Tran	Vert	Long	
ppv	1.016	0.508	0.635	mm/s
ZC Freq	17	43	19	Hz
Time (Rel. to Trig)	0.292	0.000	0.456	sec
Peak Acceleration	0.013	0.027	0.027	g
Peak Displacement	0.010	0.003	0.006	mm
Sensor Check	Passed	Passed	Passed	
Frequency	7.1	7.2	7.3	Hz
Overswing Ratio	4.6	4.7	4.6	

Peak Vector Sum 1.092 mm/s at 0.297 sec



Event Report

Date/Time Vert at 12:33:46 May 22, 2023
 Trigger Source Geo: 0.510 mm/s
 Range Geo: 254.0 mm/s
 Record Time 3.75 sec (Auto=3Sec) at 1024 sps

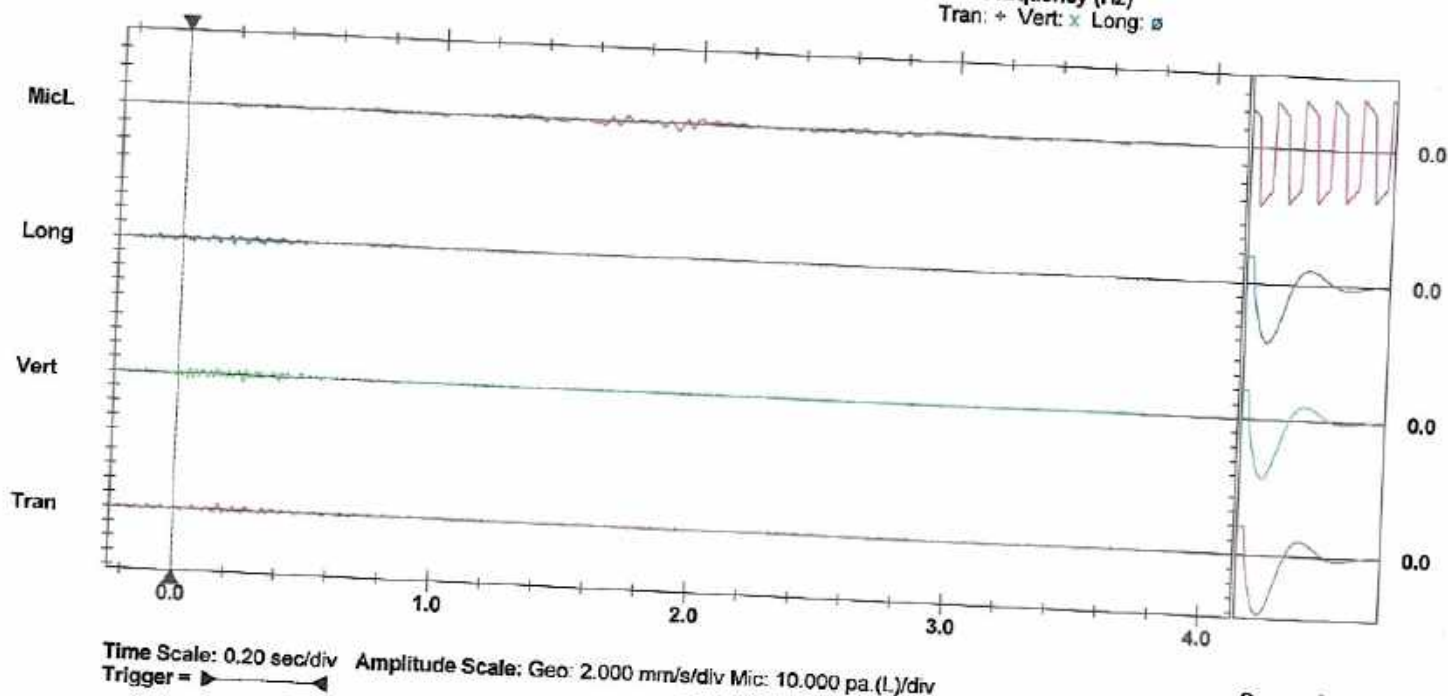
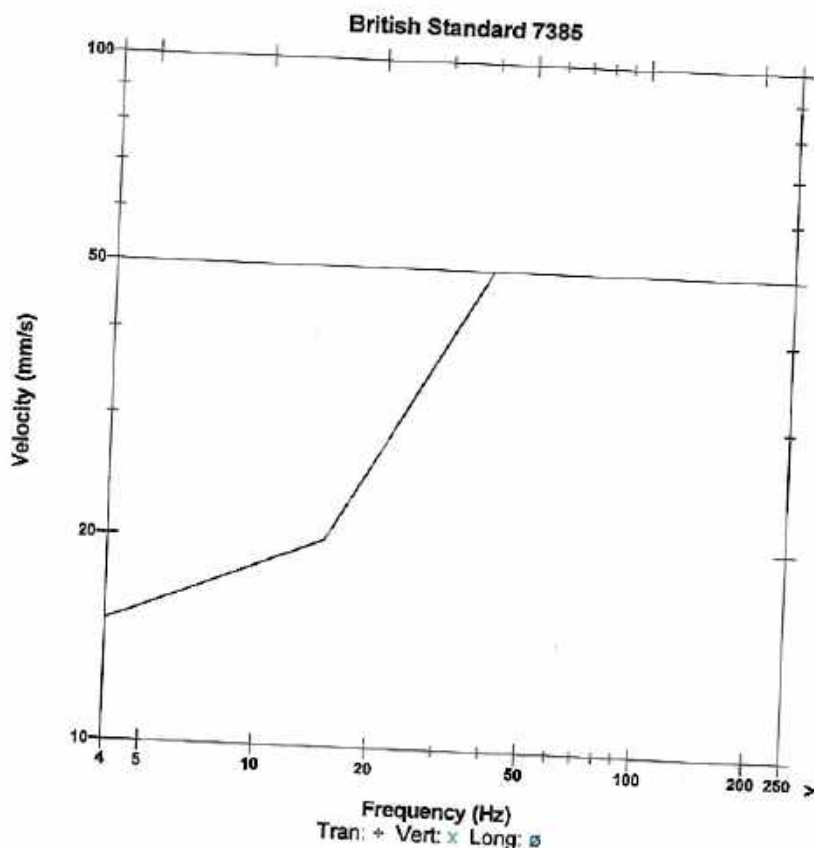
Notes

Serial Number BA9208 V 10.72-8.17 BlastMate III
 Battery Level 6.2 Volts
 Unit Calibration April 11, 2023 by E.M.
 File Name K208K17X.KA0
 Post Event Notes
 Location: Malread Murphy

Microphone Linear Weighting
 PSPL 105.5 dB(L) at 1.907 sec
 ZC Freq 13 Hz
 Channel Test Passed (Freq = 20.1 Hz Amp = 595 mv)

	Tran	Vert	Long	
PPV	0.889	0.889	0.762	mm/s
ZC Freq	30	43	47	Hz
Time (Rel. to Trig)	0.175	0.250	0.198	sec
Peak Acceleration	0.027	0.027	0.027	g
Peak Displacement	0.005	0.004	0.004	mm
Sensor Check	Passed	Passed	Passed	
Frequency	7.4	7.4	7.3	Hz
Overswing Ratio	3.9	4.2	4.0	

Peak Vector Sum 1.092 mm/s at 0.251 sec



Event Report

Date/Time Tran at 12:10:15 May 22, 2023
 Trigger Source Geo: 0.510 mm/s
 Range Geo: 254.0 mm/s
 Record Time 3.75 sec (Auto=3Sec) at 1024 sps

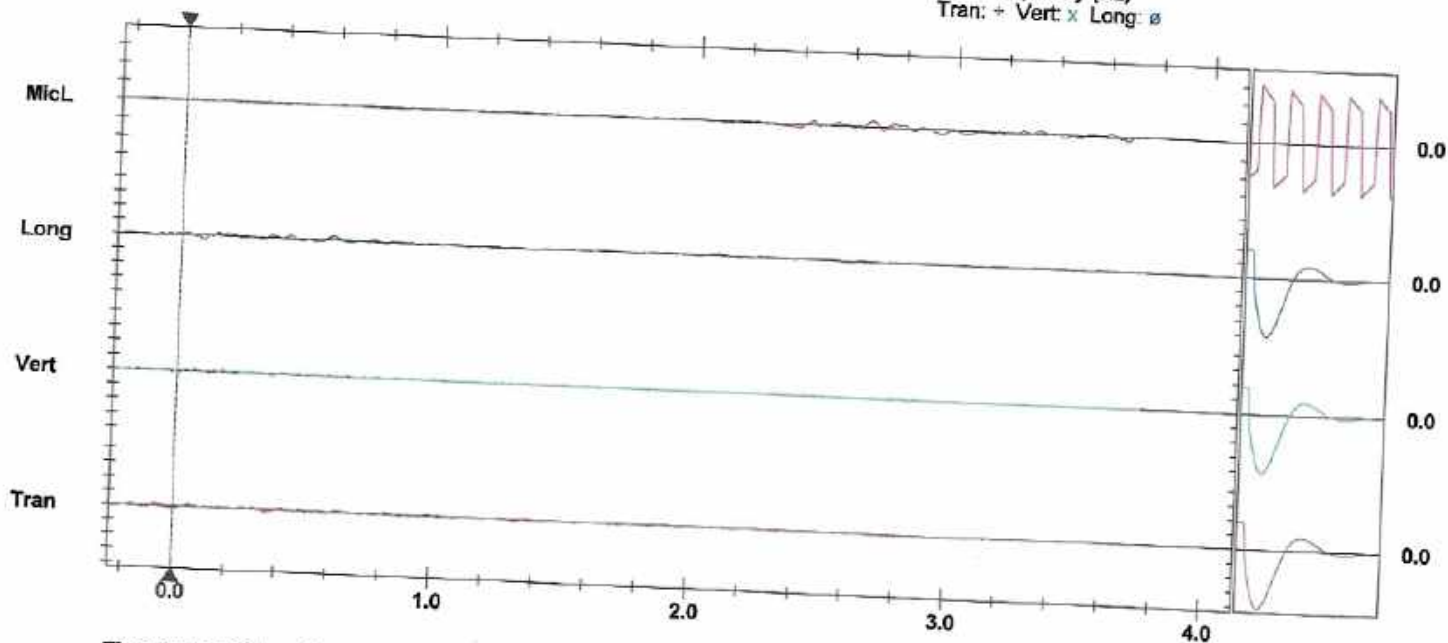
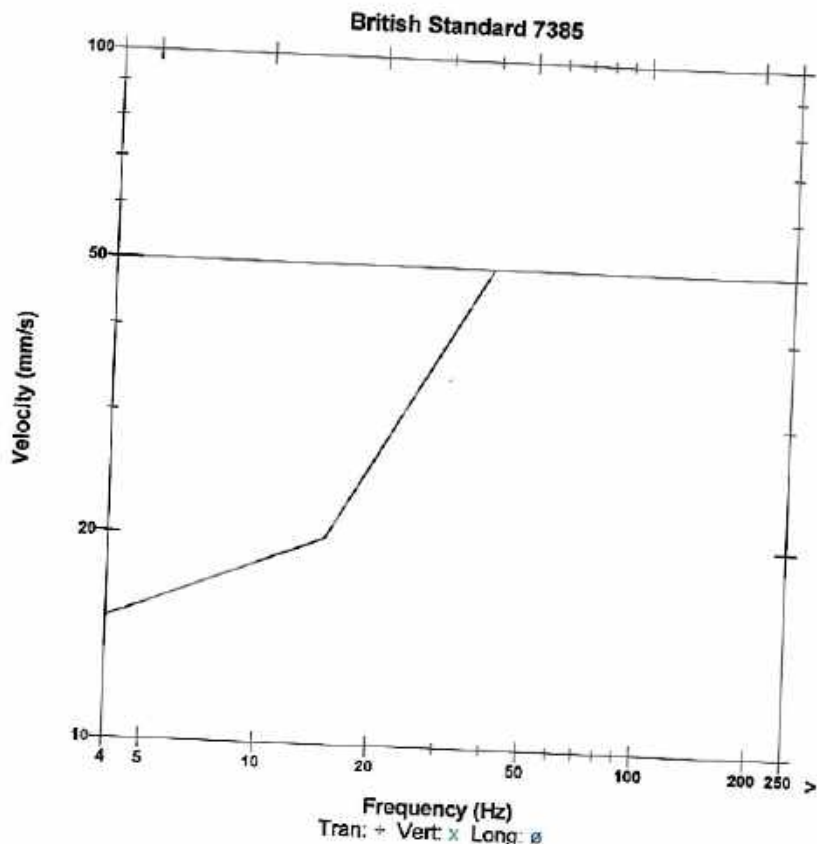
Notes

Serial Number BA9209 V 10.72-8.17 BlastMate III
 Battery Level 6.3 Volts
 Unit Calibration April 11, 2023 by E.M.
 File Name K209K17W.H30
 Post Event Notes
 Location: Michael Murphy Residence

Microphone Linear Weighting
 PSPL 104.9 dB(L) at 2.675 sec
 ZC Freq 9.3 Hz
 Channel Test Passed (Freq = 20.1 Hz Amp = 522 mv)

	Tran	Vert	Long	
ppv	0.508	0.381	0.635	mm/s
ZC Freq	12	51	10	Hz
Time (Rel. to Trig)	0.000	-0.023	0.083	sec
Peak Acceleration	0.013	0.027	0.027	g
Peak Displacement	0.007	0.003	0.008	mm
Sensor Check	Passed	Passed	Passed	
Frequency	7.1	7.2	7.3	Hz
Overswing Ratio	4.6	4.7	4.6	

Peak Vector Sum 0.660 mm/s at 0.083 sec



Sensor Check

Event Report

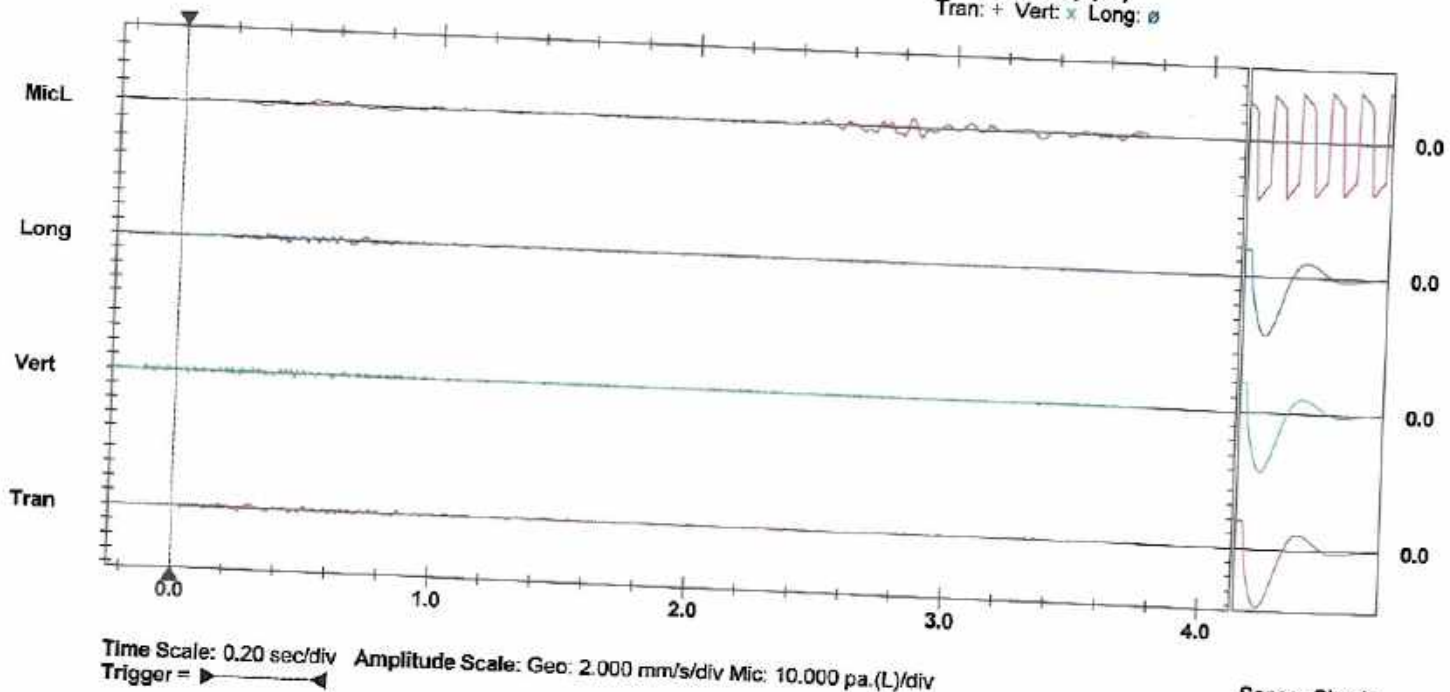
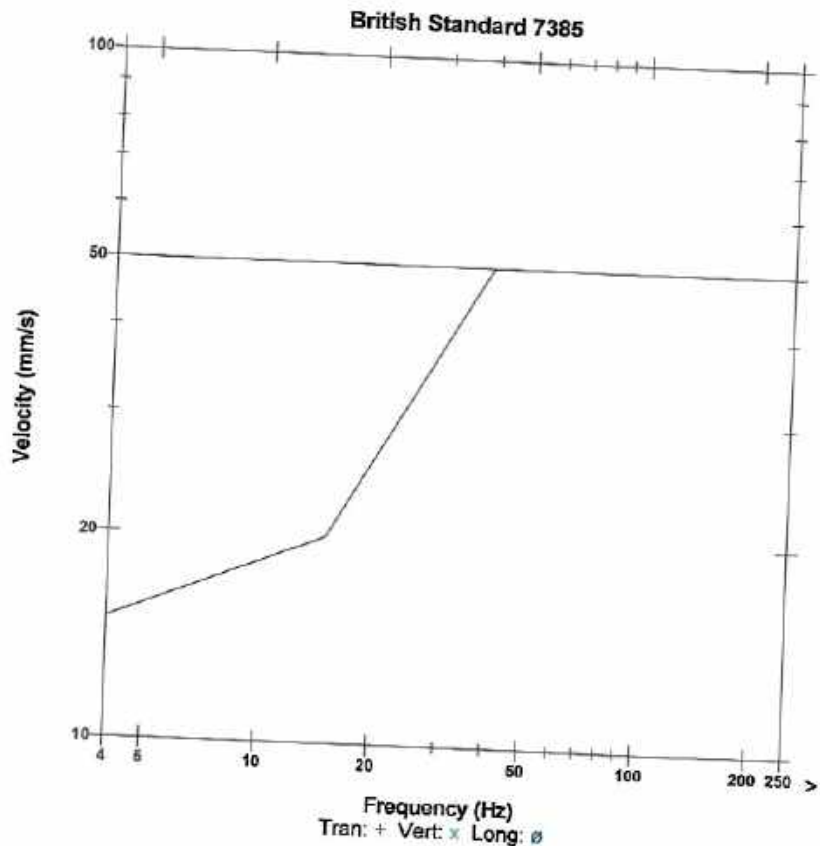
Date/Time Vert at 12:10:11 May 22, 2023
 Trigger Source Geo: 0.510 mm/s
 Range Geo: 254.0 mm/s
 Record Time 3.75 sec (Auto=3Sec) at 1024 sps

Notes

Serial Number BA9208 V 10.72-8.17 BlastMate III
 Battery Level 6.3 Volts
 Unit Calibration April 11, 2023 by E.M.
 File Name K208K17W.GZ0
 Post Event Notes
 Location: Mairead Murphy

Microphone Linear Weighting
 PSPL 108.4 dB(L) at 2.830 sec
 ZC Freq 14 Hz
 Channel Test Passed (Freq = 20.1 Hz Amp = 595 mv)

	Tran	Vert	Long	
PPV	0.508	0.635	0.635	mm/s
ZC Freq	32	64	17	Hz
Time (Rel. to Trig)	0.253	0.244	0.676	sec
Peak Acceleration	0.013	0.027	0.027	g
Peak Displacement	0.005	0.002	0.006	mm
Sensor Check	Passed	Passed	Passed	
Frequency	7.4	7.4	7.3	Hz
Overswing Ratio	3.9	4.2	4.0	
Peak Vector Sum	0.741 mm/s at 0.297 sec			



Event Report

Date/Time Tran at 15:53:09 November 21, 2022
Trigger Source Geo: 0.510 mm/s
Range Geo: 254.0 mm/s
Record Time 3.75 sec (Auto=3Sec) at 1024 sps

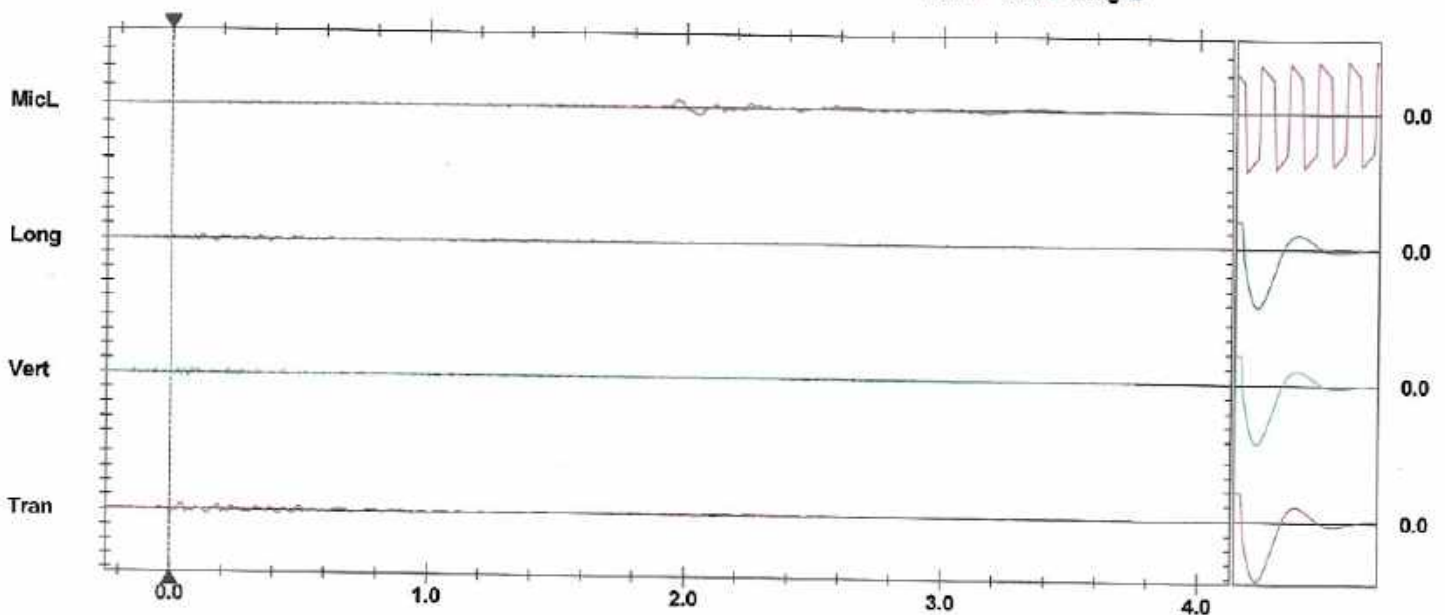
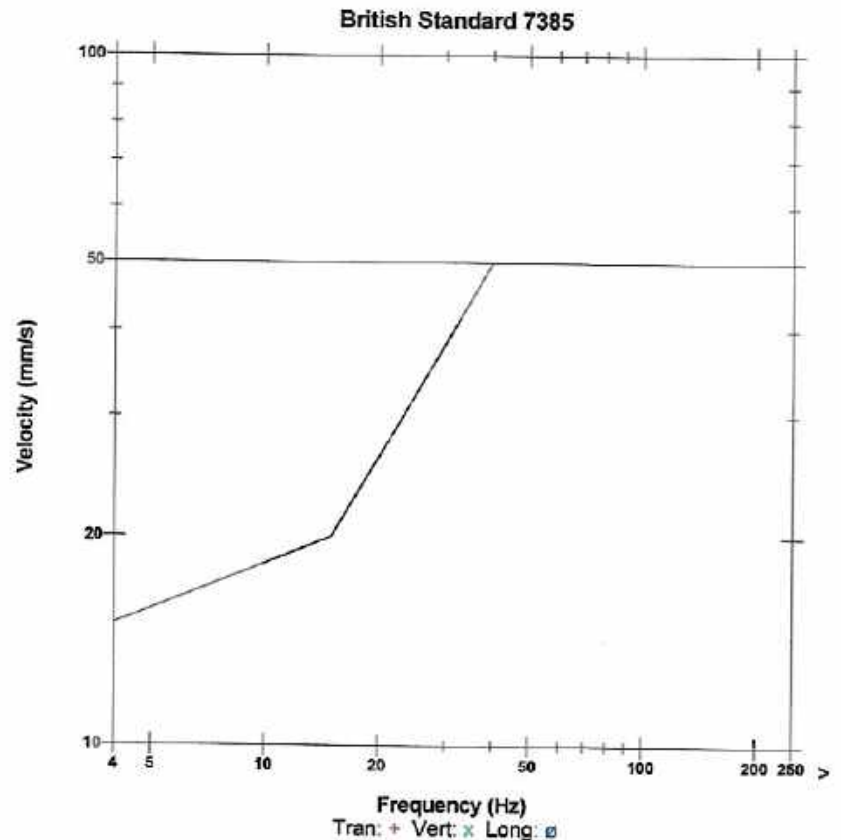
Notes

Serial Number BA9208 V 10.72-8.17 BlastMate III
Battery Level 6.1 Volts
Unit Calibration April 5, 2022 by E.M.
File Name K208JRV5.GLO
Post Event Notes
 Location: Michael Murphy Residence

Microphone Linear Weighting
PSPL 107.5 dB(L) at 1.966 sec
ZC Freq 8.7 Hz
Channel Test Passed (Freq = 20.1 Hz Amp = 660 mv)

	Tran	Vert	Long	
PPV	0.762	0.508	0.508	mm/s
ZC Freq	20	47	28	Hz
Time (Rel. to Trig)	0.038	0.066	0.120	sec
Peak Acceleration	0.027	0.027	0.027	g
Peak Displacement	0.007	0.003	0.005	mm
Sensor Check	Passed	Passed	Passed	
Frequency	7.5	7.4	7.3	Hz
Overswing Ratio	3.9	4.3	4.1	

Peak Vector Sum 0.861 mm/s at 0.039 sec



Time Scale: 0.20 sec/div Amplitude Scale: Geo: 2.000 mm/s/div Mic: 10.000 pa.(L)/div
 Trigger = 

Sensor Check

Event Report

Date/Time Vert at 15:53:14 November 21, 2022
 Trigger Source Geo: 0.510 mm/s
 Range Geo: 254.0 mm/s
 Record Time 3.75 sec (Auto=3Sec) at 1024 sps

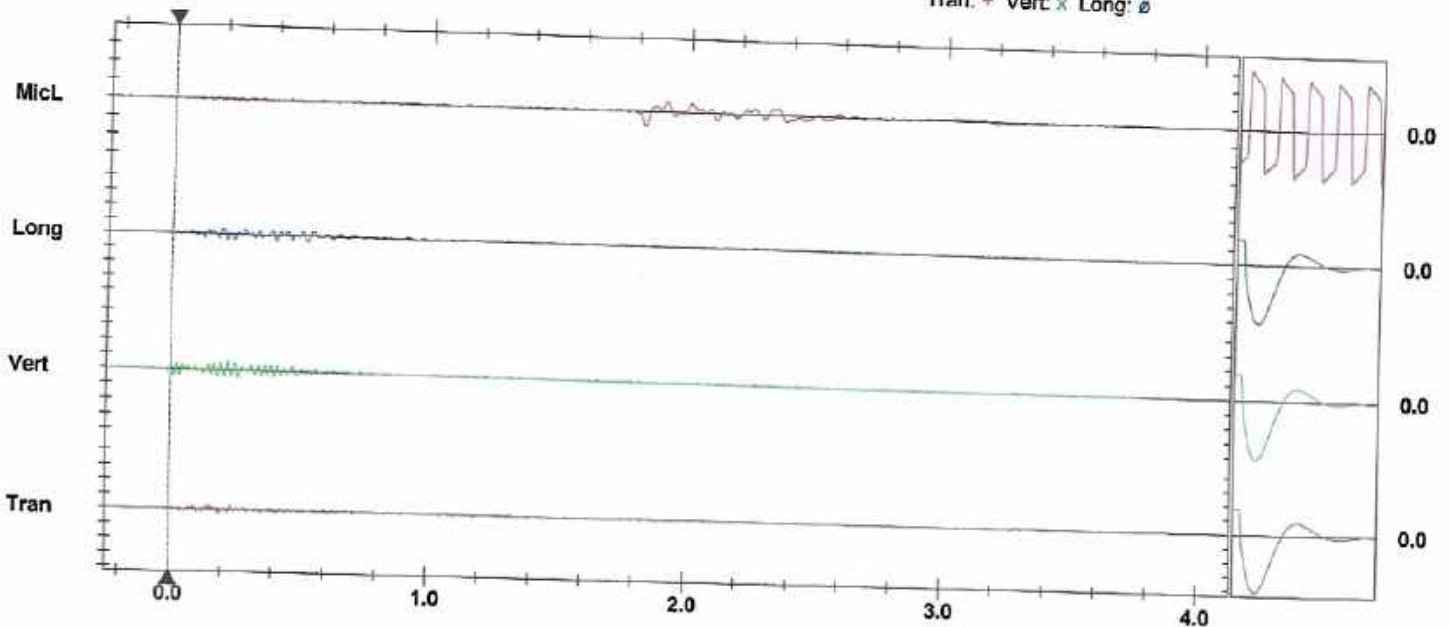
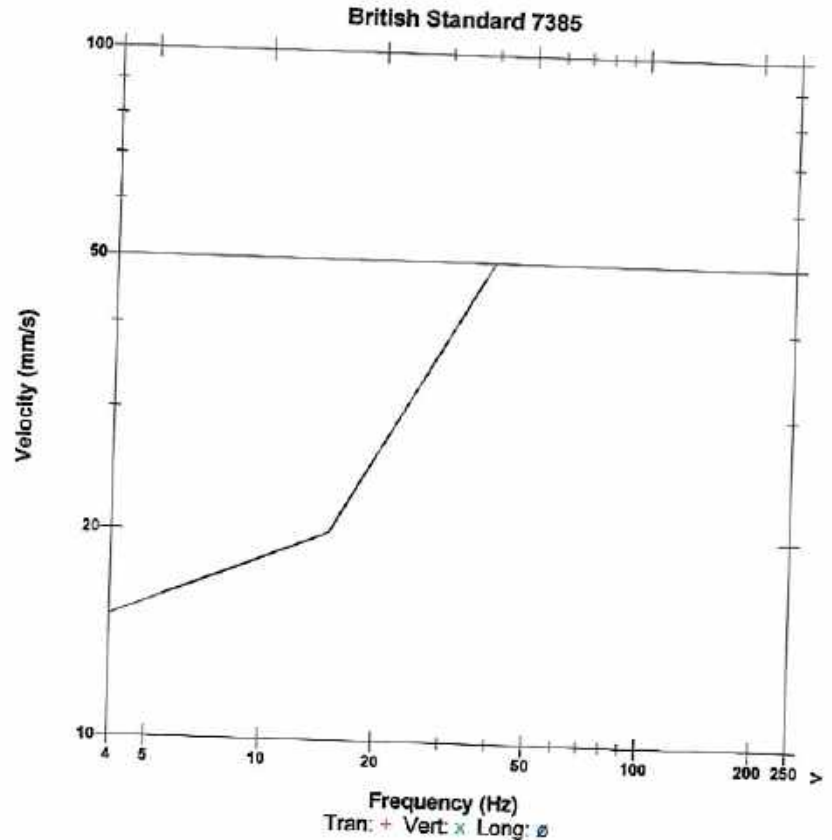
Notes

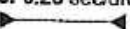
Serial Number BA9209 V 10.72-8.17 BlastMate III
 Battery Level 6.1 Volts
 Unit Calibration April 5, 2022 by E.M.
 File Name K209JRV5.GQ0
 Post Event Notes
 Location: Malread Murphy

Microphone Linear Weighting
 PSPL 112.0 dB(L) at 1.825 sec
 ZC Freq 8.4 Hz
 Channel Test Passed (Freq = 20.1 Hz Amp = 613 mv)

	Tran	Vert	Long	
PPV	0.508	1.016	0.889	mm/s
ZC Freq	20	37	32	Hz
Time (Rel. to Trig)	0.152	0.223	0.402	sec
Peak Acceleration	0.027	0.040	0.027	g
Peak Displacement	0.004	0.005	0.006	mm
Sensor Check	Passed	Passed	Passed	
Frequency	7.1	7.3	7.3	Hz
Overswing Ratio	4.7	4.7	4.8	

Peak Vector Sum 1.276 mm/s at 0.194 sec



Time Scale: 0.20 sec/div Amplitude Scale: Geo: 2.000 mm/s/div Mic: 10.000 pa.(L)/div
 Trigger = 

Sensor Check

Event Report

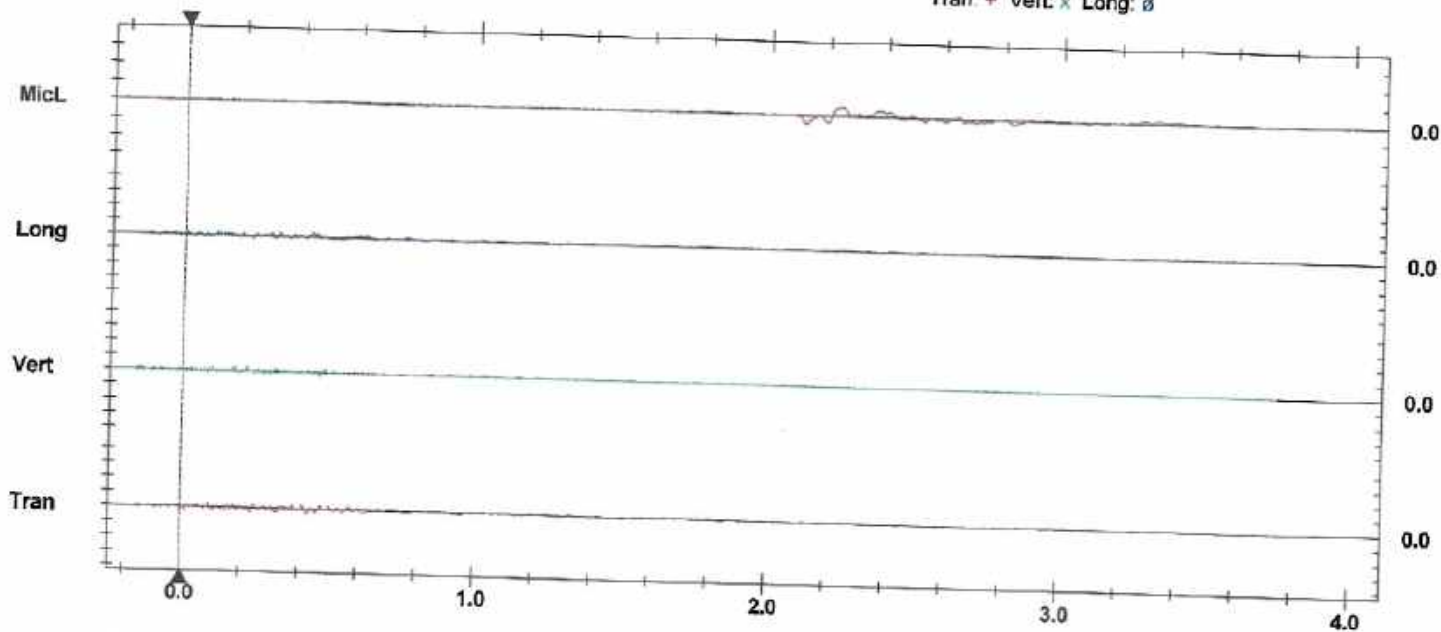
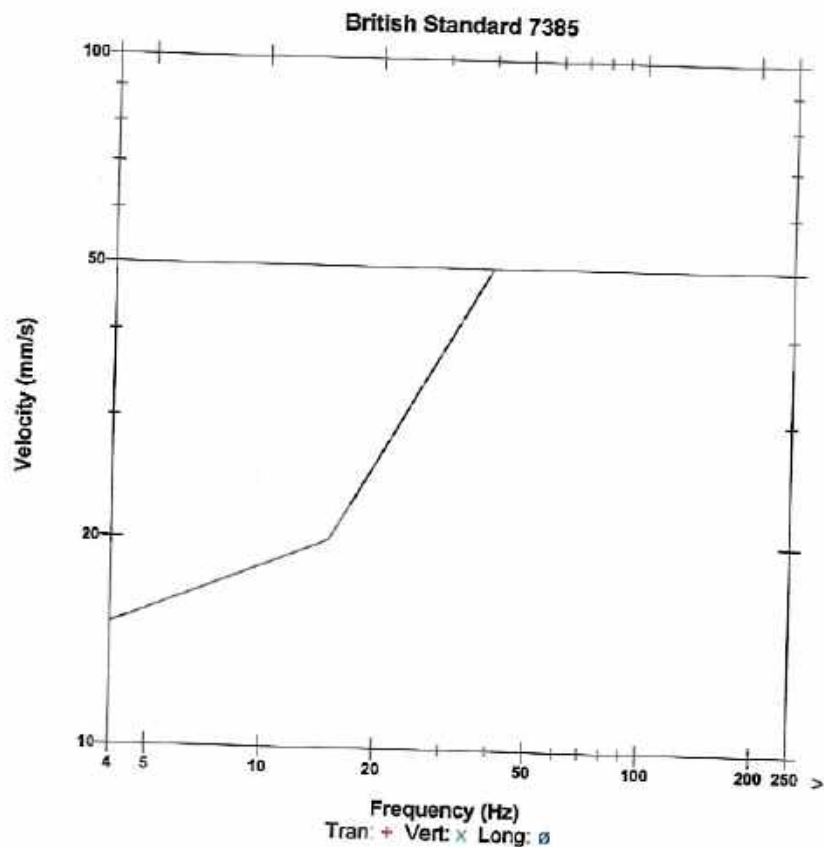
Date/Time Tran at 13:28:41 November 3, 2023
Trigger Source Geo: 0.510 mm/s
Range Geo: 254.0 mm/s
Record Time 3.75 sec (Auto=3Sec) at 1024 sps

Notes

Serial Number BA9209 V 10.72-8.17 BlastMate III
Battery Level 6.1 Volts
Unit Calibration April 11, 2023 by E.M.
File Name K209K9PK.3T0
Post Event Notes
 Michael Murphys

Microphone Linear Weighting
PSPL 108.4 dB(L) at 2.236 sec
ZC Freq 8.1 Hz
Channel Test Passed (Freq = 20.1 Hz Amp = 645 mv)

	Tran	Vert	Long	
PPV	0.635	0.508	0.508	mm/s
ZC Freq	32	85	17	Hz
Time (Rel. to Trig)	0.430	0.179	0.433	sec
Peak Acceleration	0.027	0.027	0.027	g
Peak Displacement	0.004	0.002	0.005	mm
Sensor Check	Passed	Passed	Passed	
Peak Vector Sum	0.823 mm/s at 0.433 sec			



Time Scale: 0.20 sec/div Amplitude Scale: Geo: 2.000 mm/s/div Mic: 10.000 pa.(L)/div
 Trigger = 

Event Report

Date/Time Vert at 13:28:42 November 3, 2023
 Trigger Source Geo: 0.510 mm/s
 Range Geo: 254.0 mm/s
 Record Time 3.75 sec (Auto=3Sec) at 1024 sps

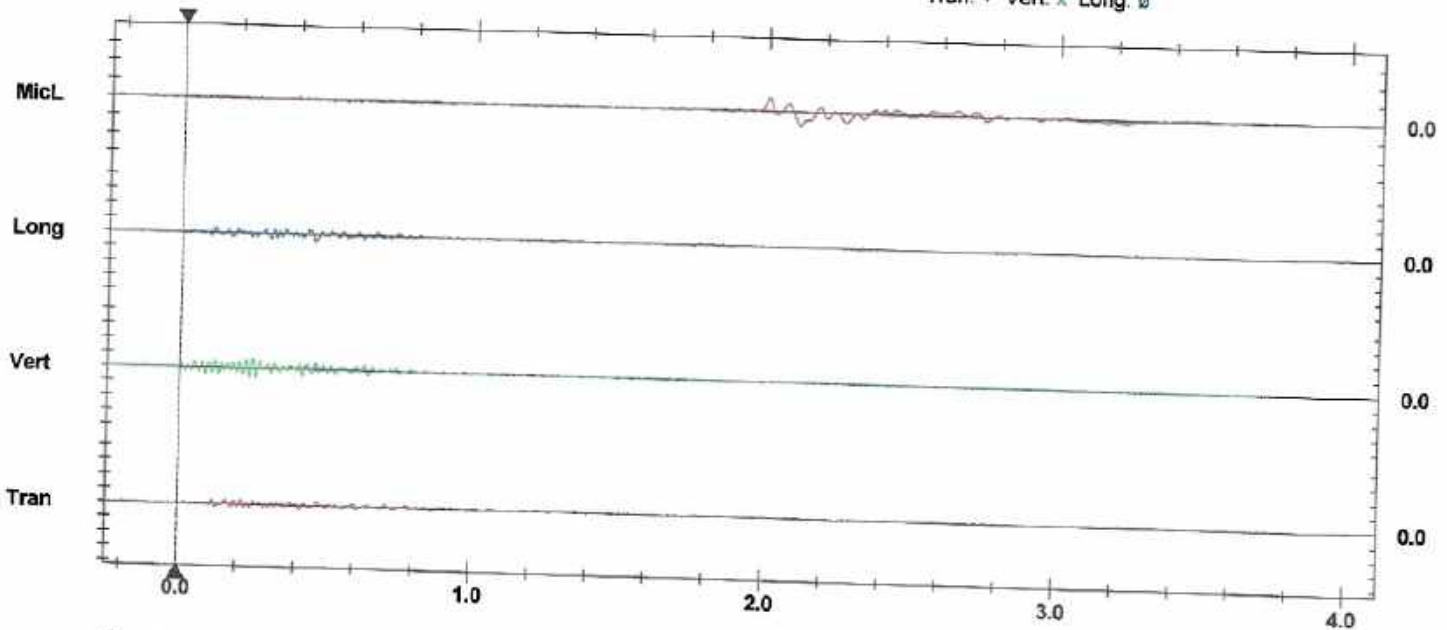
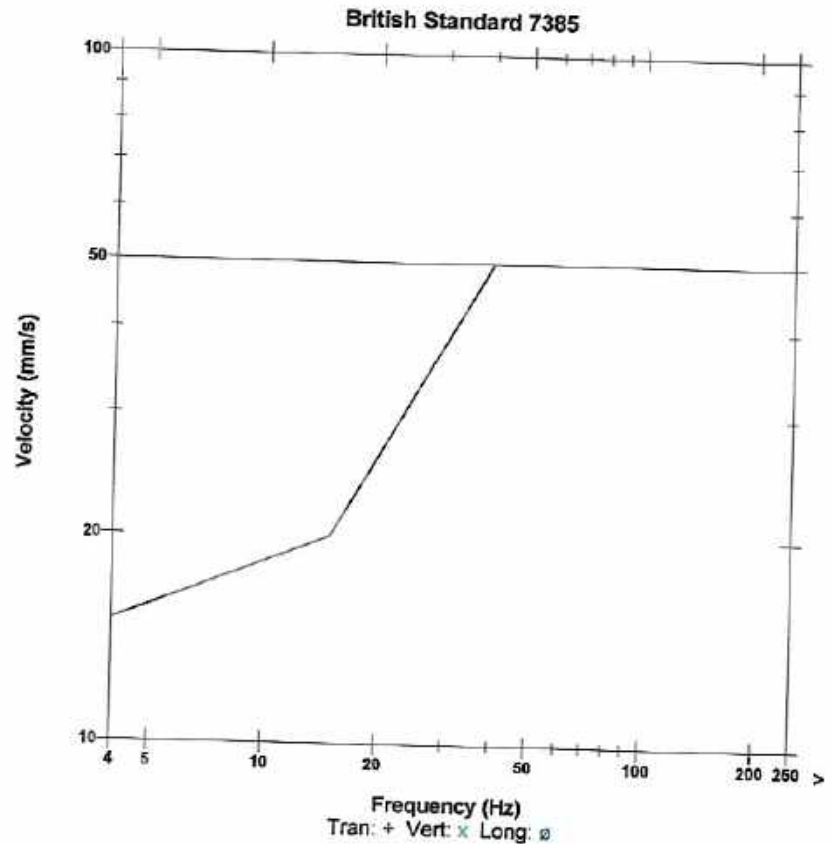
Notes

Serial Number BA9208 V 10.72-8.17 BlastMate III
 Battery Level 6.2 Volts
 Unit Calibration April 11, 2023 by E.M.
 File Name K208K9PK.3U0
 Post Event Notes
 Mairead Murphys Residence

Microphone Linear Weighting
 PSPL 111.8 dB(L) at 2.106 sec
 ZC Freq 6.6 Hz
 Channel Test Passed (Freq = 20.5 Hz Amp = 601 mv)

	Tran	Vert	Long	
PPV	0.635	1.397	1.016	mm/s
ZC Freq	43	51	24	Hz
Time (Rel. to Trig)	0.218	0.260	0.455	sec
Peak Acceleration	0.027	0.040	0.027	g
Peak Displacement	0.004	0.005	0.007	mm
Sensor Check	Passed	Passed	Passed	

Peak Vector Sum 1.470 mm/s at 0.260 sec



Event Report

Date/Time Tran at 13:33.47 October 18, 2022
 Trigger Source Geo: 0.510 mm/s
 Range Geo: 254.0 mm/s
 Record Time 3.75 sec (Auto=3Sec) at 1024 sps

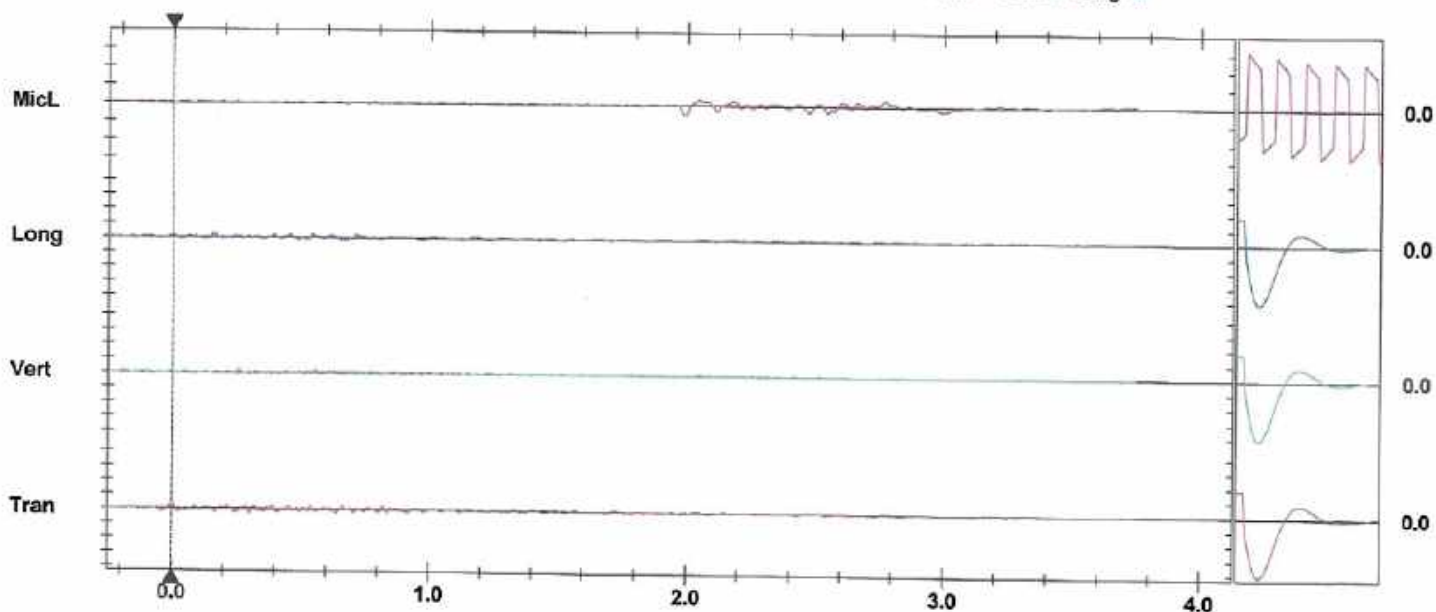
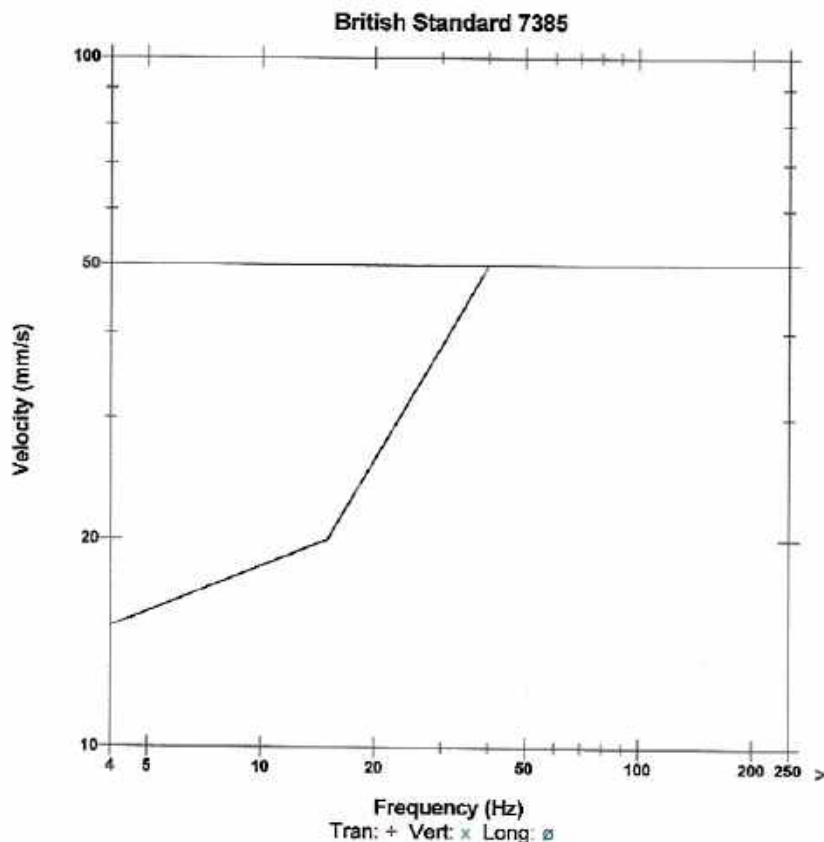
Notes

Serial Number BA9209 V 10.72-8.17 BlastMate III
 Battery Level 6.2 Volts
 Unit Calibration April 5, 2022 by E.M.
 File Name K209JQ40.CB0
 Post Event Notes
 Location: Michael Murphy Residence

Microphone Linear Weighting
 PSPL 108.0 dB(L) at 1.989 sec
 ZC Freq 13 Hz
 Channel Test Passed (Freq = 20.1 Hz Amp = 566 mv)

	Tran	Vert	Long	
PPV	0.635	0.381	0.508	mm/s
ZC Freq	37	37	20	Hz
Time (Rel. to Trig)	0.303	0.256	0.155	sec
Peak Acceleration	0.027	0.027	0.027	g
Peak Displacement	0.006	0.002	0.005	mm
Sensor Check	Passed	Passed	Passed	
Frequency	7.1	7.2	7.1	Hz
Overswing Ratio	4.5	4.7	4.9	

Peak Vector Sum 0.730 mm/s at 0.542 sec



Event Report

Date/Time Vert at 13:33:11 October 18, 2022
 Trigger Source Geo: 0.510 mm/s
 Range Geo: 254.0 mm/s
 Record Time 4.25 sec (Auto=3Sec) at 1024 sps

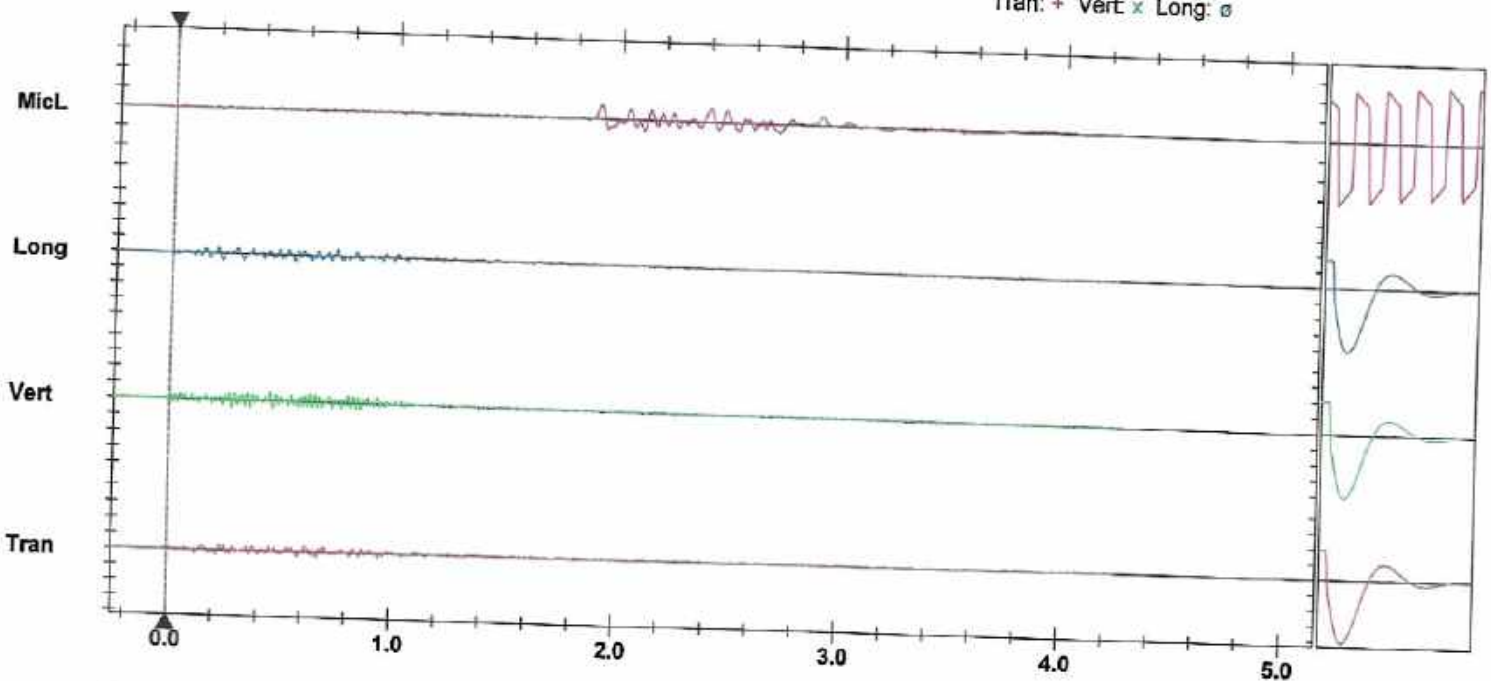
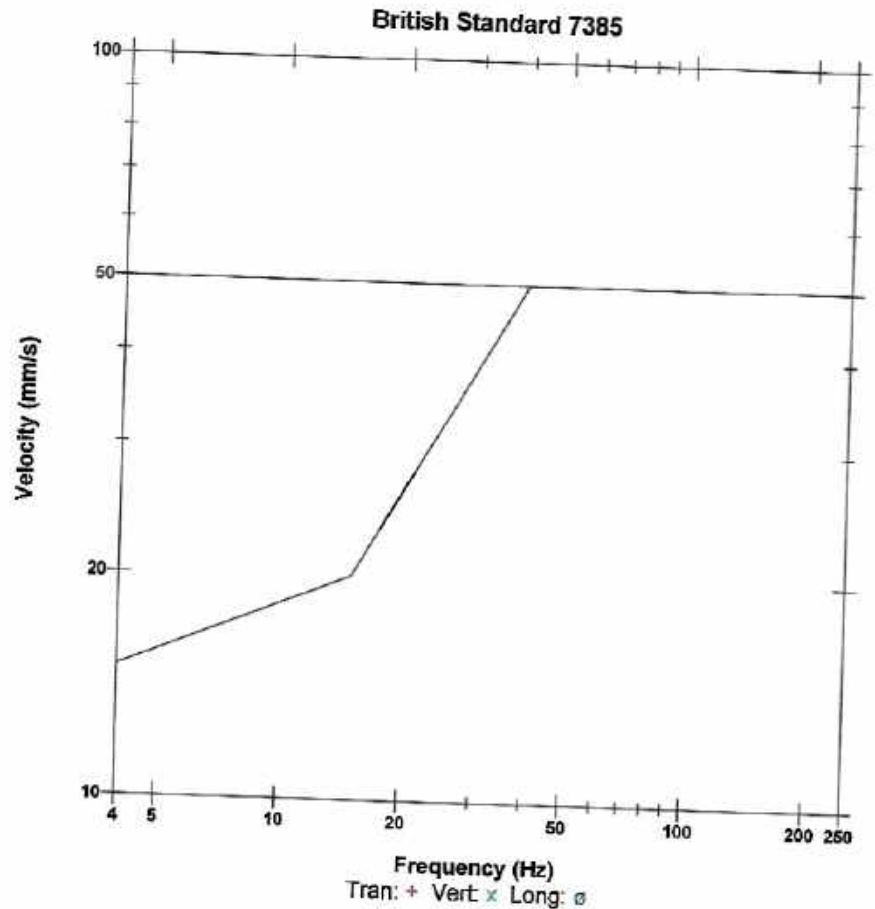
Serial Number BA9208 V 10.72-8.17 BlastMate III
 Battery Level 6.2 Volts
 Unit Calibration April 5, 2022 by E.M.
 File Name K208JQ40.BB0
 Post Event Notes
 Location: Mairead Murphy

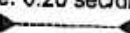
Notes

Microphone Linear Weighting
 PSPL 111.2 dB(L) at 1.906 sec
 ZC Freq 11 Hz
 Channel Test Passed (Freq = 20.5 Hz Amp = 567 mv)

	Tran	Vert	Long	
PPV	0.635	1.016	0.889	mm/s
ZC Freq	16	43	20	Hz
Time (Rel. to Trig)	0.234	0.279	0.225	sec
Peak Acceleration	0.027	0.040	0.027	g
Peak Displacement	0.006	0.004	0.007	mm
Sensor Check	Passed	Passed	Passed	
Frequency	7.5	7.4	7.3	Hz
Overswing Ratio	3.8	4.3	4.0	

Peak Vector Sum 1.143 mm/s at 0.451 sec



Time Scale: 0.20 sec/div Amplitude Scale: Geo: 2.000 mm/s/div Mic: 10.000 pa.(L)/div
 Trigger = 

Sensor Check

Event Report

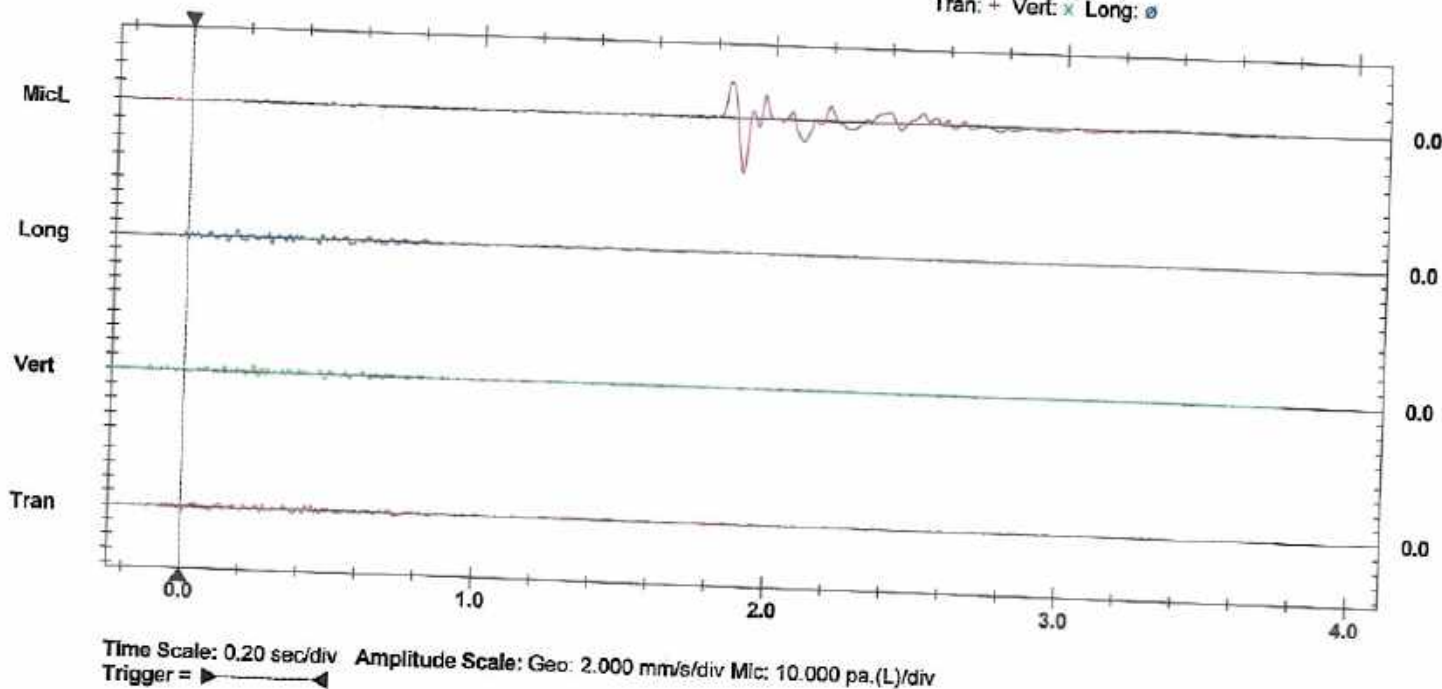
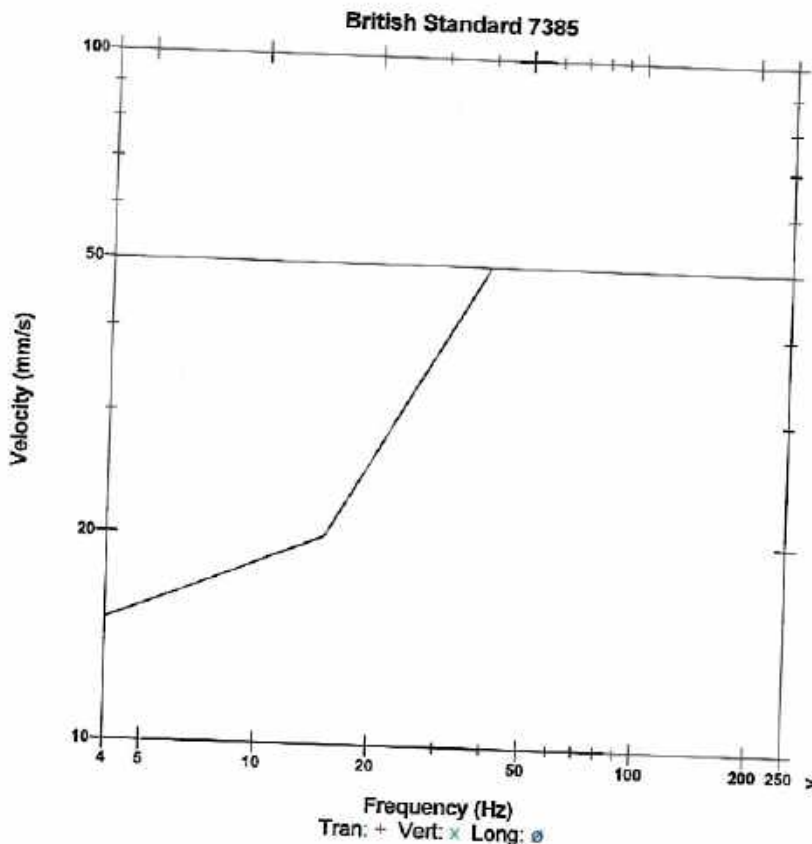
Date/Time Long at 11:56:11 October 20, 2023
 Trigger Source Geo: 0.510 mm/s
 Range Geo: 254.0 mm/s
 Record Time 3.75 sec (Auto=3Sec) at 1024 sps

Notes

Serial Number BA9208 V 10.72-8.17 BlastMate III
 Battery Level 6.2 Volts
 Unit Calibration April 11, 2023 by E.M.
 File Name K208K8Z1.HN0
 Post Event Notes
 Boylan's Residence

Microphone Linear Weighting
 PSPL 123.7 dB(L) at 1.896 sec
 ZC Freq 11 Hz
 Channel Test Passed (Freq = 20.1 Hz Amp = 570 mv)

	Tran	Vert	Long	
PPV	0.508	0.889	0.889	mm/s
ZC Freq	51	34	26	Hz
Time (Rel. to Trig)	0.004	0.235	0.164	sec
Peak Acceleration	0.027	0.027	0.027	g
Peak Displacement	0.004	0.004	0.006	mm
Sensor Check	Passed	Passed	Passed	
Peak Vector Sum	1.000 mm/s at 0.235 sec			



Event Report

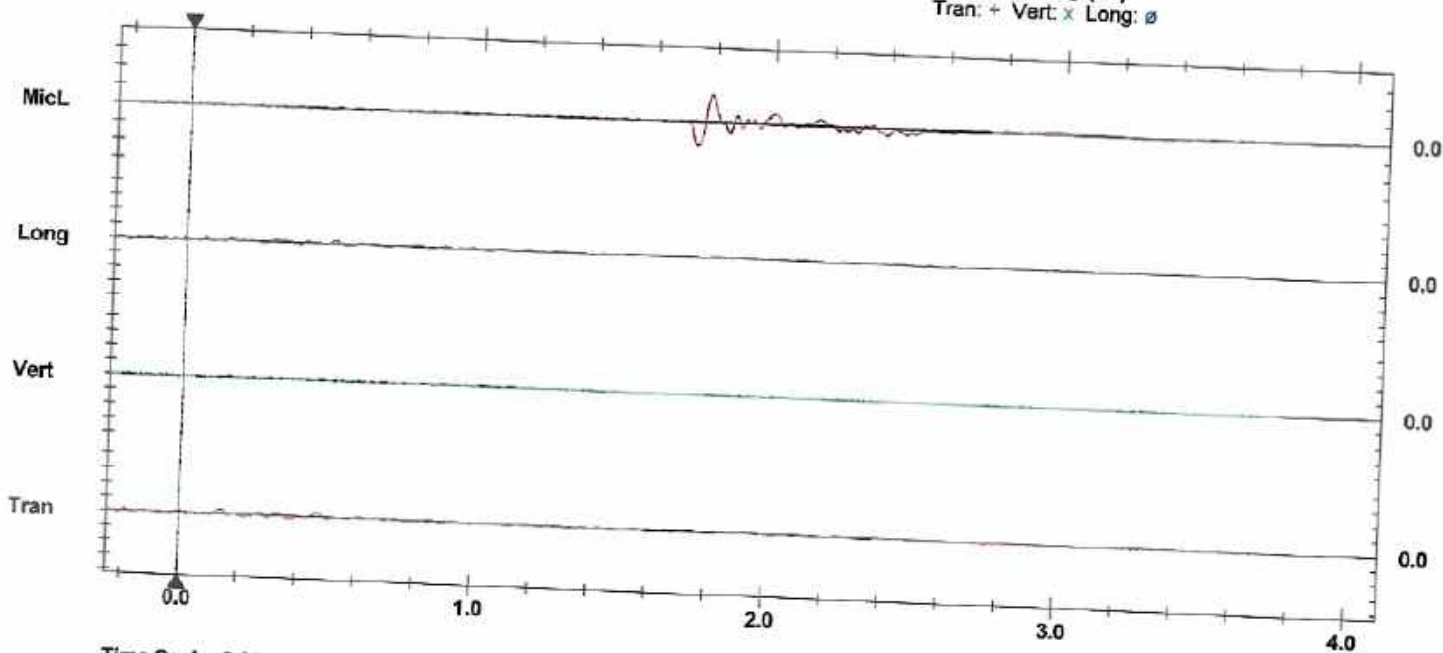
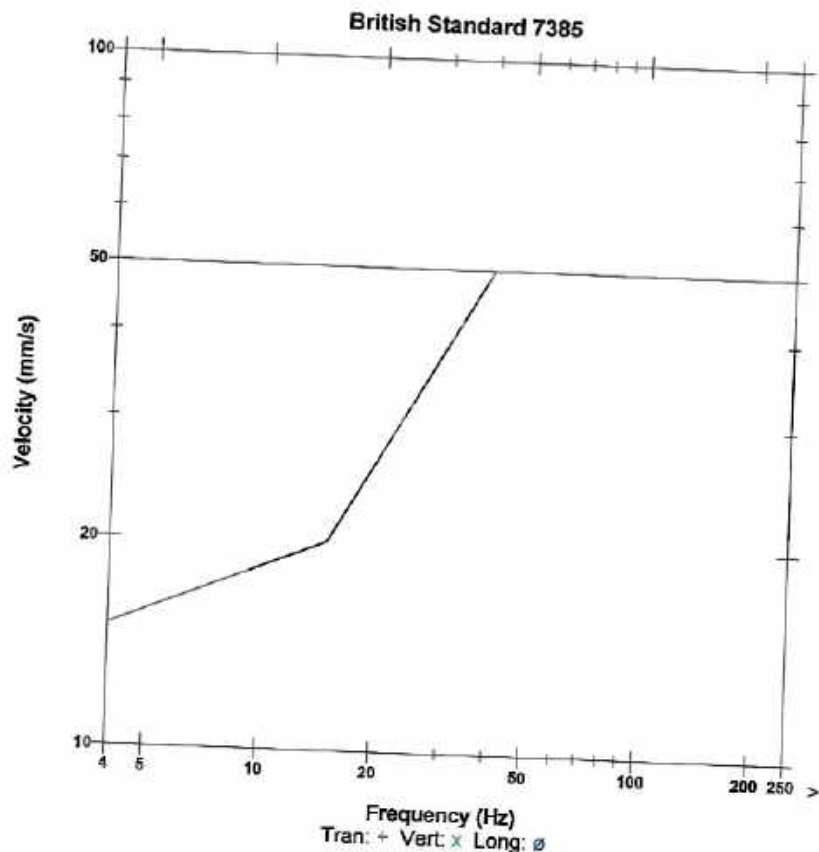
Date/Time Tran at 11:55:37 October 20, 2023
 Trigger Source Geo: 0.510 mm/s
 Range Geo: 254.0 mm/s
 Record Time 3.75 sec (Auto=3Sec) at 1024 sps

Notes

Serial Number BA9209 V 10.72-8.17 BlastMate III
 Battery Level 6.1 Volts
 Unit Calibration April 11, 2023 by E.M.
 File Name K209K8ZI.GP0
 Post Event Notes
 Murphys Residence

Microphone Linear Weighting
 PSPL 117.8 dB(L) at 1.783 sec
 ZC Freq 9.8 Hz
 Channel Test Passed (Freq = 20.1 Hz Amp = 546 mv)

	Tran	Vert	Long	
PPV	0.508	0.381	0.508	mm/s
ZC Freq	30	43	20	Hz
Time (Rel. to Trig)	0.000	-0.015	0.305	sec
Peak Acceleration	0.027	0.027	0.013	g
Peak Displacement	0.007	0.002	0.005	mm
Sensor Check	Passed	Passed	Passed	
Peak Vector Sum	0.648 mm/s at 0.147 sec			



Date/Time Vert at 11:54:44 October 20, 2023
 Trigger Source Geo: 0.510 mm/s
 Range Geo: 254.0 mm/s
 Record Time 4.25 sec (Auto=3Sec) at 1024 sps
 Job Number: 2

Serial Number BE13017 V 10.60-8.17 MiniMate Plus
 Battery Level 6.1 Volts
 Unit Calibration November 21, 2022 by Instantel
 File Name O017K8Z1.F80

Notes
 Location:
 Client:
 User Name:
 General:

Post Event Notes
 Shillelagh Qrys
 Blessington
 Location- Ger Phibbs

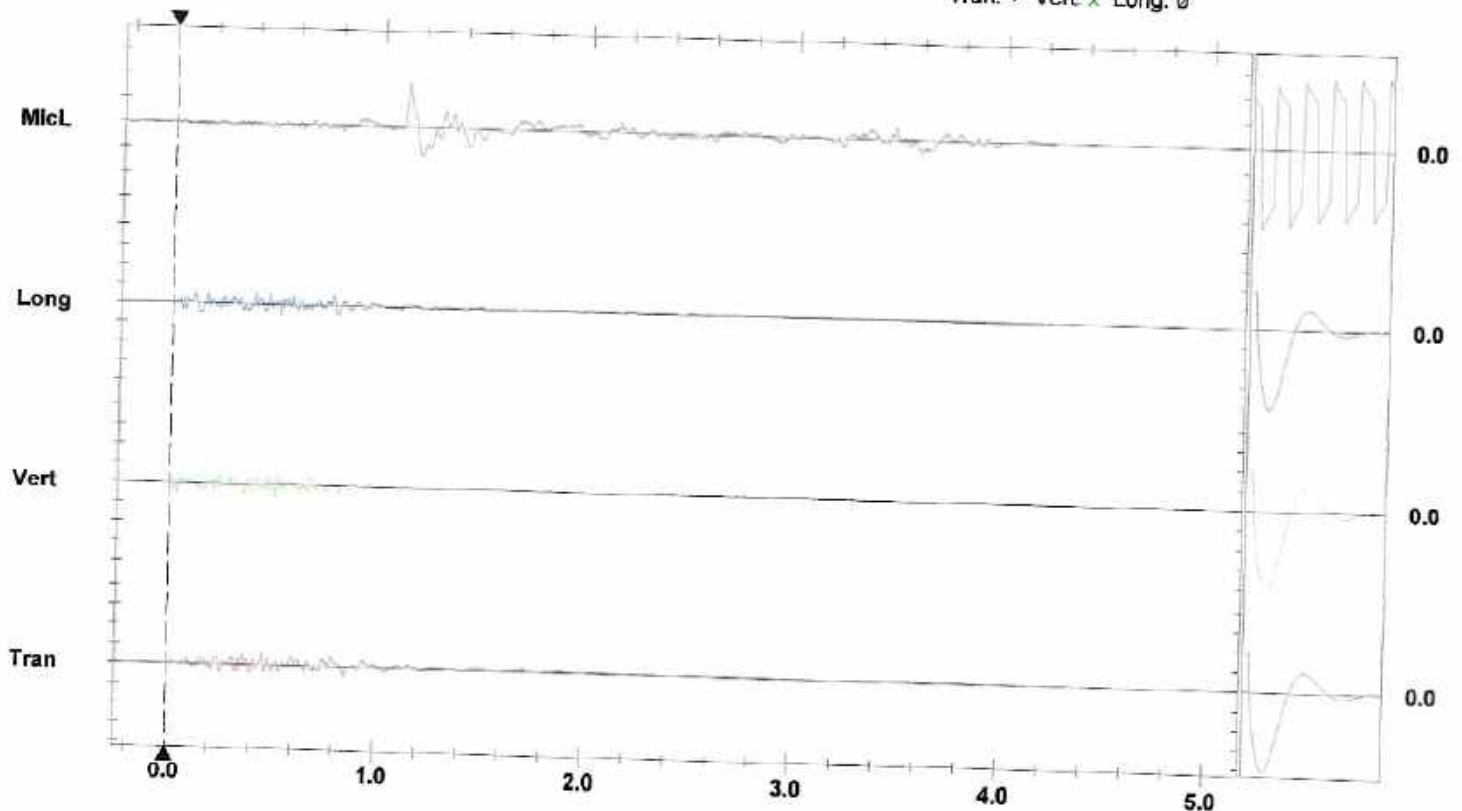
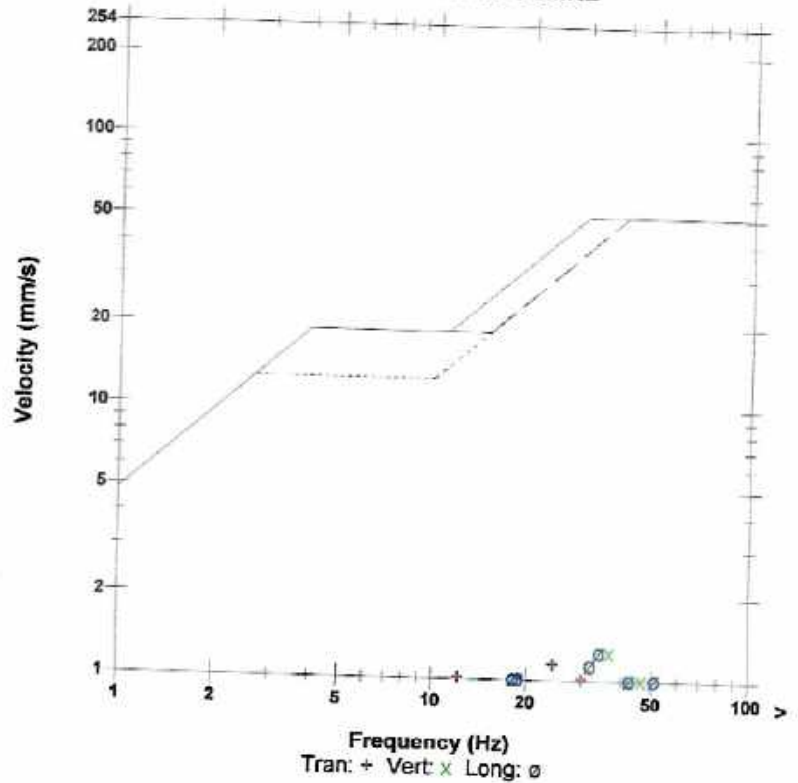
Extended Notes

Microphone Linear Weighting
 PSPL 119.1 dB(L) at 1.122 sec
 ZC Freq 8.1 Hz
 Channel Test Passed (Freq = 20.1 Hz Amp = 569 mv)

	Tran	Vert	Long	
PPV	1.143	1.270	1.270	mm/s
ZC Freq	24	37	34	Hz
Time (Rel. to Trig)	0.463	0.511	0.399	sec
Peak Acceleration	0.027	0.040	0.040	g
Peak Displacement	0.011	0.008	0.010	mm
Sensor Check	Passed	Passed	Passed	
Frequency	7.3	7.5	7.6	Hz
Overswing Ratio	4.0	3.6	4.1	

Peak Vector Sum 1.470 mm/s at 0.512 sec

USBM RI8507 And OSMRE



Time Scale: 0.20 sec/div Amplitude Scale: Geo: 2.000 mm/s/div Mic: 10.000 pa.(L)/div
 Trigger =

Sensor Check

Date/Time Vert at 11:52:40 October 20, 2023
 Trigger Source Geo: 0.510 mm/s
 Range Geo: 254.0 mm/s
 Record Time 5.0 sec at 1024 sps
 Job Number: 1

Serial Number BE11802 V 10.72-8.17 MiniMate Plus
 Battery Level 6.1 Volts
 Unit Calibration November 21, 2022 by Instantel
 File Name M802K8Z1.BS0

Notes

Location:

Client:

User Name:

General:

Post Event Notes

Shillelagh Qrys

Blessington

Location- Paddy Cullens

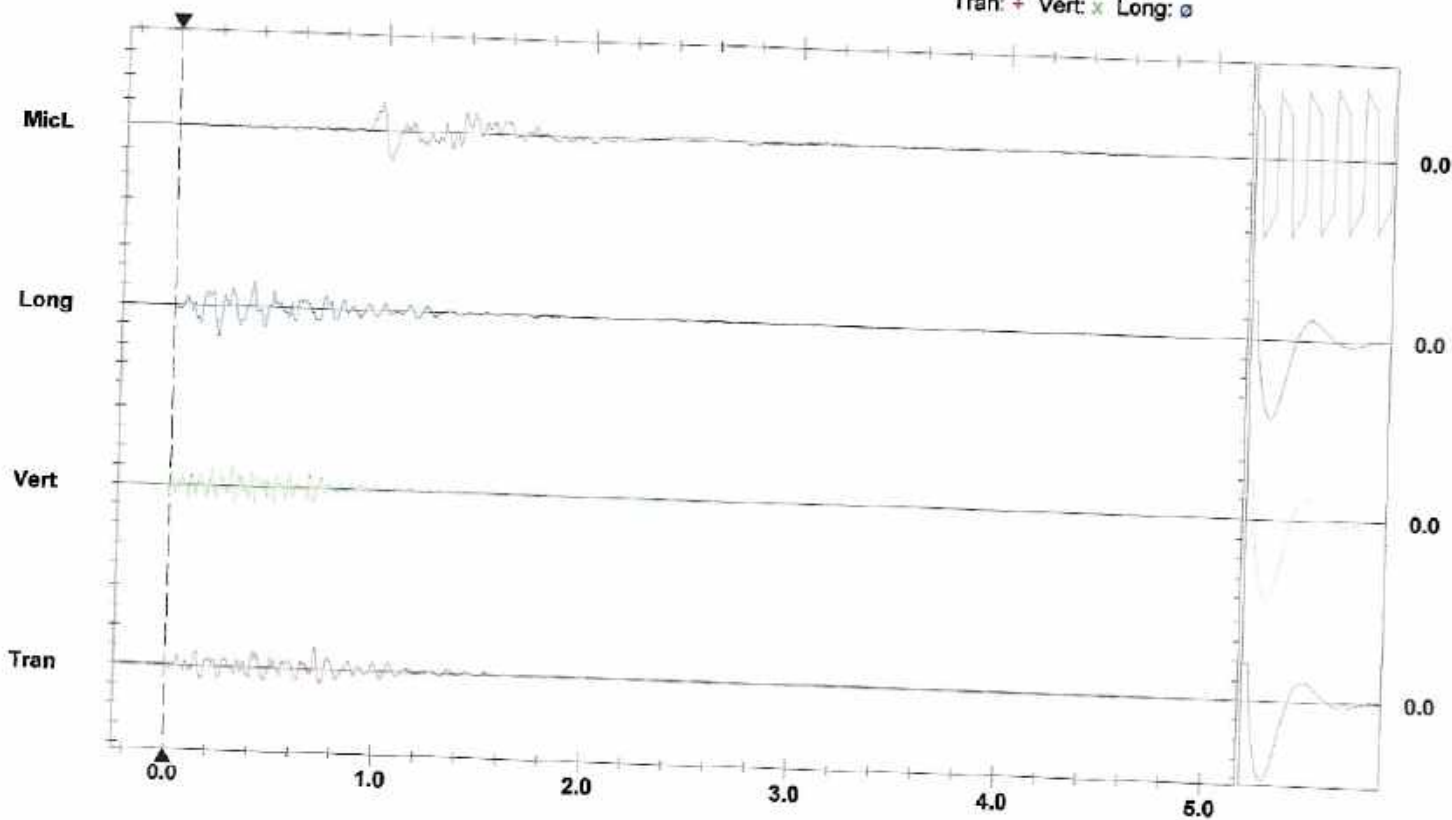
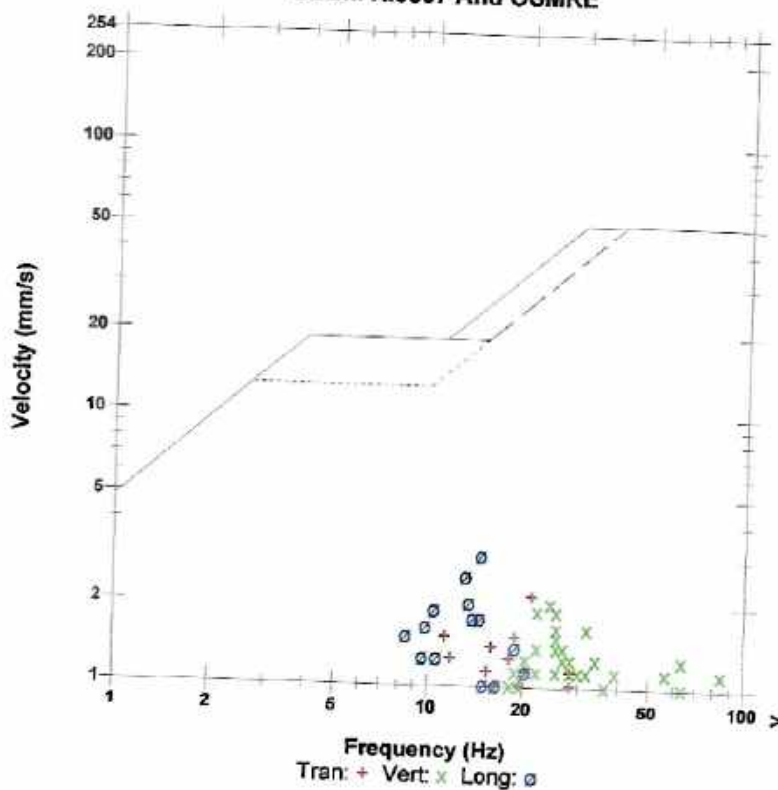
Extended Notes

Microphone Linear Weighting
 PSPL 115.4 dB(L) at 0.983 sec
 ZC Freq 6.5 Hz
 Channel Test Passed (Freq = 20.1 Hz Amp = 652 mv)

	Tran	Vert	Long	
PPV	2.159	2.032	3.048	mm/s
ZC Freq	21	24	15	Hz
Time (Rel. to Trig)	0.722	0.300	0.217	sec
Peak Acceleration	0.027	0.053	0.040	g
Peak Displacement	0.022	0.012	0.034	mm
Sensor Check	Passed	Passed	Passed	
Frequency	7.3	7.4	7.4	Hz
Overswing Ratio	4.1	3.8	4.0	

Peak Vector Sum 3.233 mm/s at 0.217 sec

USBM R18507 And OSMRE



Sensor Check

Date/Time Vert at 12:12:14 September 14, 2023
 Trigger Source Geo: 0.510 mm/s
 Range Geo: 254.0 mm/s
 Record Time 5.0 sec at 1024 sps
 Job Number: 1

Serial Number BE11802 V 10.72-8.17 MiniMate Plus
 Battery Level 6.1 Volts
 Unit Calibration November 21, 2022 by InstanTel
 File Name M802K74V.8E0

Notes

Location:
 Client:
 User Name:
 General:

Post Event Notes

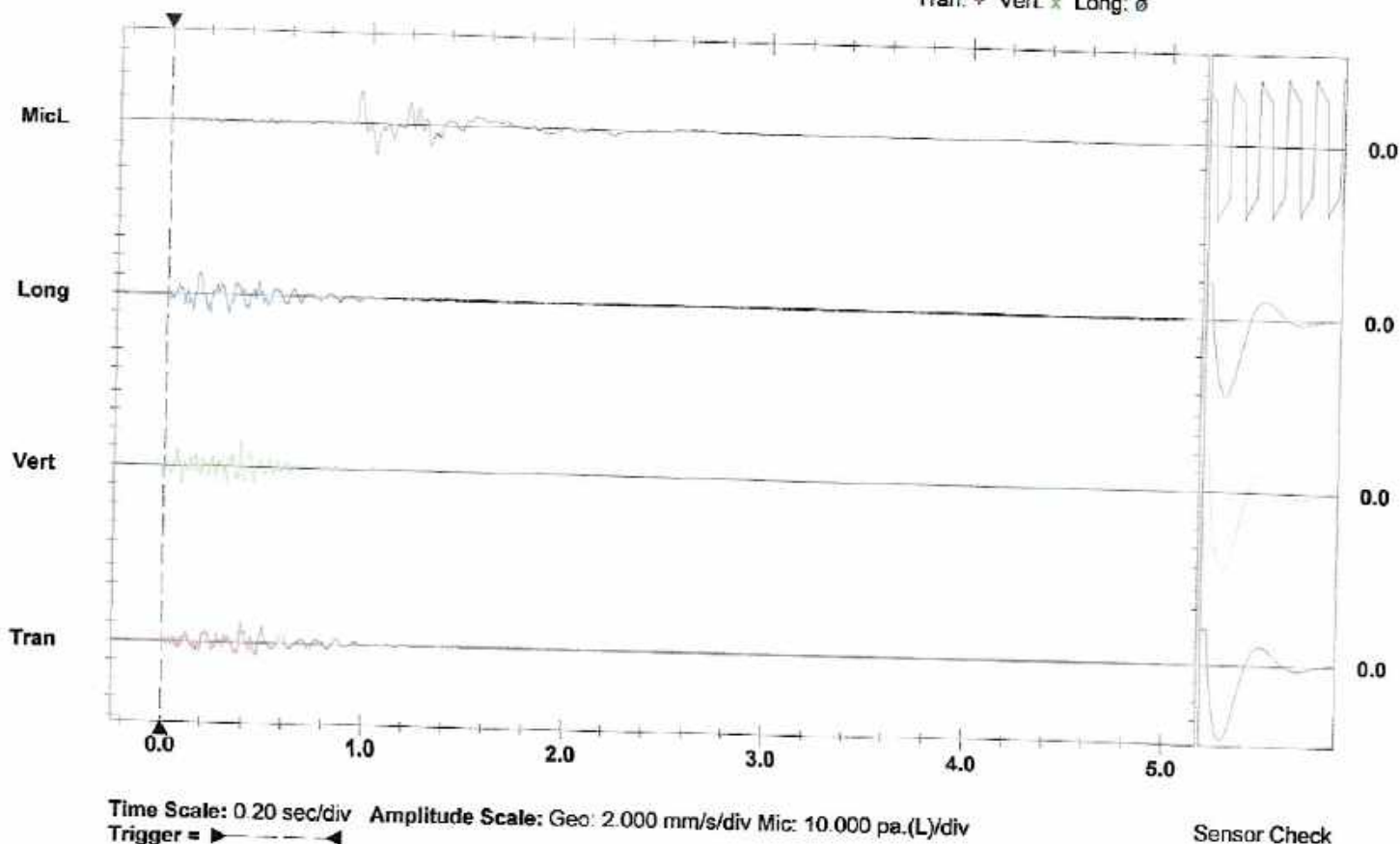
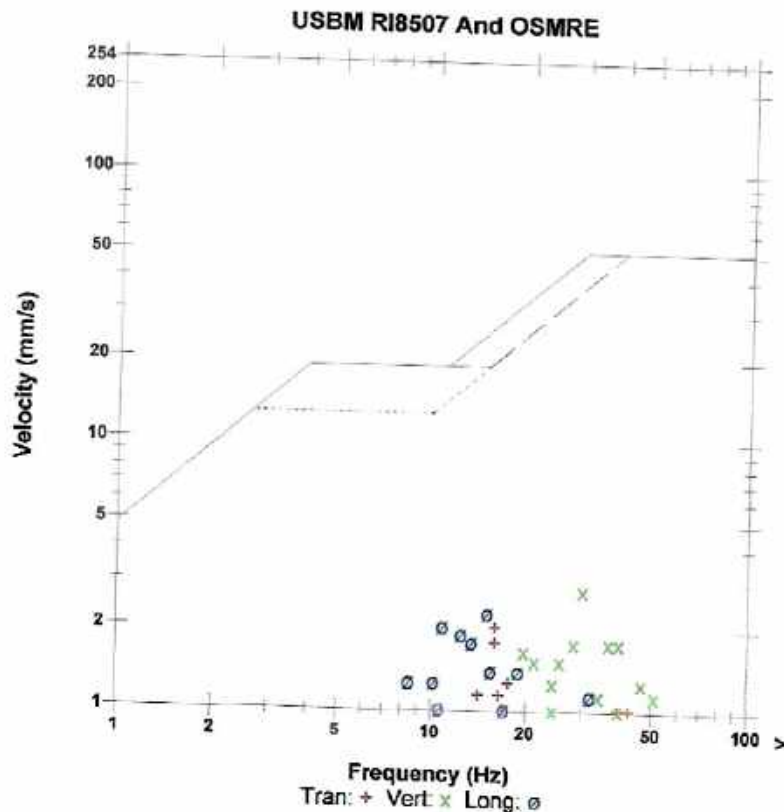
Shillelagh Quarries
 Instrument location-P Cullens

Extended Notes

Microphone Linear Weighting
 PSPL 116.7 dB(L) at 0.954 sec
 ZC Freq 9.1 Hz
 Channel Test Passed (Freq = 20.1 Hz Amp = 598 mv)

	Tran	Vert	Long	
PPV	2.032	2.794	2.286	mm/s
ZC Freq	16	30	15	Hz
Time (Rel. to Trig)	0.396	0.385	0.162	sec
Peak Acceleration	0.040	0.066	0.040	g
Peak Displacement	0.018	0.014	0.024	mm
Sensor Check	Passed	Passed	Passed	
Frequency	7.4	7.4	7.4	Hz
Overswing Ratio	4.0	3.8	4.0	

Peak Vector Sum 2.896 mm/s at 0.385 sec



Time Scale: 0.20 sec/div Amplitude Scale: Geo: 2.000 mm/s/div Mic: 10.000 pa.(L)/div
 Trigger =

Sensor Check

Date/Time Vert at 12:13:39 September 14, 2023
 Trigger Source Geo: 0.510 mm/s
 Range Geo: 254.0 mm/s
 Record Time 4.25 sec (Auto=3Sec) at 1024 sps
 Job Number: 2

Serial Number BE13017 V 10.60-8.17 MiniMate Plus
 Battery Level 6.1 Volts
 Unit Calibration November 21, 2022 by InstanTel
 File Name O017K74V.ARO

Notes

Location:
 Client:
 User Name:
 General:

Post Event Notes

Shillelagh Quarries
 Instrument location-Ger Phibbs

Extended Notes

Microphone Linear Weighting
 PSPL 109.5 dB(L) at 1.169 sec
 ZC Freq 3.8 Hz
 Channel Test Passed (Freq = 20.1 Hz Amp = 562 mv)

	Tran	Vert	Long	
PPV	1.524	2.794	1.905	mm/s
ZC Freq	18	64	51	Hz
Time (Rel. to Trig)	0.122	0.338	0.238	sec
Peak Acceleration	0.053	0.106	0.066	g
Peak Displacement	0.011	0.013	0.014	mm
Sensor Check	Passed	Passed	Passed	
Frequency	7.2	7.5	7.6	Hz
Overswing Ratio	4.1	3.6	4.0	

Peak Vector Sum 3.011 mm/s at 0.229 sec

